

PAO(Sectt.)/HUA/Admin/Advice/2023-24/2760-61
GOVERNMENT OF INDIA
PAO(sectt),M/o Housing & Urban Affairs
507-C(Wing),Nirman Bhawan,New Delhi
Telephone No: 23062664 Fax No: 23062664

Code No:	707
Advice No:	885
Advice Date:	07/03/2024

To,
The General Manager,
Reserve Bank of India,
Central Accounts Section,
Additional Office Building,
East High Court Road,
NAGPUR - 440 001

Sir,
Please debit our account with Rs.4,08,55,000/- (Four Crore Eight Lakh Fifty Five Thousand Only.) by contra credit to the following accounts of the Governments with the amounts mentioned against each:

Month and Year of Accounts: March,2024				The Amount to be Settled: March,2024	
Sl.No.	Name of the State	State Code	Scheme Code	Amount	Sanction No. and Date
1	TAMIL NADU	108	1989-STATE AND UT GRANTS UNDER PMAY (URBAN)	4,08,55,000	N-11015/12/2017-HFA II SECTION-MHUPA (FTS-9023957) dated 07/03/2024
GRAND TOTAL:				4,08,55,000	

Signature of the authorized official

Varsha Sharma
(Varsha Sharma)
Sr. Accounts Officer

1. O/o the Accountant General (A&E) I, Tamil Nadu, No 361, Anna Salai, Teynampet, Chennai -600018
2. Sh. B.K. Mandal (HFA-V), Nirman Bhawan, New Delhi.

DSO-HFA
② Mon. Cell BMDag 18/3/24

③ MIS-HFA

Rajiv Singh
15/3/24

No. N-11015/12/2017-HFA II SECTION-MHUPA (FTS-9023957)

Government of India
Ministry of Housing and Urban Affairs
(HFA-V Division)

Room No. 3, Technical Cell, Gate No. 7,
Nirman Bhawan, New Delhi-110011
Dated: 06.03.2024

To

The Pay & Accounts Officer (Sectt.),
Ministry of Housing and Urban Affairs,
Nirman Bhawan, New Delhi-110011

Sub: Release of Rs. 408.55 lakh to State Govt. of Tamil Nadu as 2nd and final installment of Central Assistance for SLTC and 32 CLTCs for FY 2022-23 and 1st installment of Central Assistance for SLTC and 32 CLTCs for FY 2023-24 under Capacity Building activities of PMAY-U Mission - reg.

Sir,

I am directed to convey the sanction of the Competent Authority to release an amount of **Rs. 4,08,55,000/- (Rupees Four Crore Eight Lakh and Fifty Five Thousand only)** to State Govt. of Tamil Nadu as 2nd and final installment of Central Assistance for SLTC with 10 Specialists and 32 CLTCs with 102 Specialists for FY 2022-23 and 1st installment of Central Assistance for SLTC with 12 Specialists and 32 CLTCs with 125 Specialists for FY 2023-24 under Capacity Building activities of Pradhan Mantri Awas Yojana – Urban (PMAY-U) Mission under SLS TN243 - TN-Demand Survey. Details are enclosed at Annexure-I to IV are as under:

(Rs. in lakh)

S. No.	Particulars	Admissible amount of Central Assistance as per CB norms	Admissible State Share (25%)	Admissible Central Assistance (75%)	Funds already released as 1 st installment of Central Assistance	Funds being released in this sanction
i.	2 nd and final installment of Central Assistance for SLTC with 10 Specialists for FY 2022-23	78.97	19.74	59.23	43.20	16.03
ii.	2 nd and final installment of Central Assistance for 32 CLTCs with 102 Specialists for FY 2022-23	465.76	116.44	349.32	296.78	52.54
Sub-total (A)		544.73	136.18	408.55	339.98	68.57
iii.	1 st installment of Central Assistance for SLTC with 12 Specialists for FY 2023-24	115.20	28.80	86.40	--	43.20
iv.	1 st installment of Central Assistance for 32 CLTCs with 125 Specialists for FY 2023-24	791.40	197.85	593.55	--	296.78
Sub-total (B)		906.60	226.65	679.95	--	339.98
Total (A+B)						408.55

[Handwritten Signature]

2. The State has proposed more than 10 Specialists in SLTC and more than 4 Specialists in few CLTCs viz. Chennai, Kancheepuram, Madurai, Coimbatore, Trippur, Trichy, Salem and Tirunelveli for FY 2023-24 as per its requirement, which has been approved by the Competent Authority as per the provisions under Capacity Building guidelines of PMAY-U Mission.

3. Earlier, fund of Rs. 1,636.671 lakh was released to State Govt. of Tamil Nadu as 2nd & final installment of Central Assistance for SLTC/CLTCs for FY 2018-19, final installment of Central Assistance for FYs 2019-20, 2020-21 & 2021-22 for SLTC/CLTCs and 1st installment of Central Assistance of Rs. 339.98 lakh (Rs. 43.20 lakh for SLTC and Rs. 296.78 lakh for 32 CLTCs) for SLTC with 12 Specialists and 32 CLTCs with 125 Specialists for FY 2022-23 under Capacity Building activities of PMAY-U Mission vide sanction letter of even number dated 02.02.2023. The State Govt. has submitted the entire Utilization Certificate (UC) against the said release, which is **attached** herewith.

4. The above grant is subject to the following conditions:

- i. PMAY-U being a Centrally Sponsored Scheme (CSS), the State Govt. should strictly follow the revised procedure of fund flow as per O.M. No. 1(13) PFMS/FCD/2020 dated 23rd March 2021 issued by Department of Expenditure, Ministry of Finance, Government of India and subsequent instructions issued in this regard. These instructions have been made effective from 1st July 2021 which inter-alia provides that
 - a. Based on the authorization, the State Govt. shall transfer the Central Assistance as well as commensurate State share to the Single Nodal Account (SNA) within 30 days of receipt of Central Assistance failing which penal interest at the rate of 7% per annum will be charged on the number of days of delay beyond 30 days in transfer of Central Assistance to the SNA account.
 - b. Central Assistance along with State share are to be kept by the Nodal Agency in the Single Nodal Account (SNA) opened in a Scheduled Commercial Bank for the purpose and the same is mapped in PFMS. The nodal agency will allocate drawing limits to IAs having zero balance subsidiary accounts duly mapped in PFMS and linked to SNA account for drawal of funds on real time basis from the Single Nodal Account.
 - c. The nodal agency shall ensure that the interest earned from the funds released, should be mandatorily remitted to respective consolidated funds on pro-rata basis in terms of rule 230(8) of GFR 2017.
 - d. SNAs and IAs will mandatorily use the DBT/EAT module of PFMS or integrate their systems with the PFMS to ensure that information on PFMS is updated by each IA at least once every day.
 - e. SNA will keep all the funds received in the Single Nodal Account only and shall not divert the same to Fixed Deposits/Flexi-Account/Multi-Option Deposit Account/Corporate Liquid Term Deposit (CLTD) Account etc.
 - f. Further releases under the scheme will be made only after transfer of entire Central Assistance released till date along with corresponding State share in the SNA account and utilization of 75% of earlier releases along with corresponding State share.



- ii. The State will comply with the terms and conditions stipulated in the guidelines, CSMC directions and instructions issued by this Ministry.
- iii. The State will utilize the sanctioned grant for the purpose for which it is released. The State Government/Nodal Agency shall furnish physical and financial progress reports every quarter.
- iv. The State will furnish the Expenditure Statement/UC as per GFR 2017 along with the details of Specialists engaged subject to financial norms approved by 1st CSMC as well as adherence to scheme guidelines.
- v. Further installment of funds will be considered on receipt of expenditure statement/UC from the State Govt. along with details of specialists engaged subject to financial norms approved by 1st CSMC as well as adherence to scheme guidelines, furnishing clarifications/supporting documents and submission of pending UCs under RAY, if any.
- vi. The State Govt./Nodal Agency shall strictly monitor the progress of the preparatory work. All bills/voucher etc. should be safely kept at SLNA level for future audit and other references.
- vii. The amount of Central Assistance approved will form a part of capacity building plan of the State under PMAY-U mission.
- viii. Transfer of funds to different entities, if any may be made through PFMS, as applicable and where there is an element of cash transfer to individuals, the same may be made through DBT/EAT module of PFMS mode, as applicable.

5. The expenditure involved is debitale to the following Head of Account under Demand No. 60 of Ministry of Housing and Urban Affairs for the year 2023-24:

Major Head	3601	Grants-in-aid to State Governments
Sub-Major Head	06	Centrally Sponsored Scheme
Minor Head	101	Central Assistance/Share
Sub Head	31	Pradhan Mantri Awas Yojana (Urban)
Detailed Head	01	Assistance to State Govts.
Object Head	31.01.31	Grants-in-Aid-General

6. The amount will be credited to the State Government's Account at Reserve Bank of India, CAS, Nagpur as per procedure laid down by Ministry of Finance, Department of Expenditure in this regard.

7. As per rule 236(1) of GFR, 2017, the relevant accounts of the Grantee Institution(s)/Organisation(s) shall be open to inspection by the sanctioning authority and audit, both by the Comptroller and Auditor General of India under the provision of CAG (DPC) Act 1971 and internal audit by the Principal Accounts Office of the Ministry or Department, whenever the Institution or Organisation is called upon to do so.

8. This issues with the concurrence of the Integrated Finance Division vide **Notes # 102-104 of even number dated 22.02.2024.**

[Handwritten signature]

9. The sanction has been registered at S. No. 481 of the Grants-in-Aid Register of the HFA Division for the year 2023-24.

Yours faithfully,

B.K. Mandal
06/03/2024

(B.K. Mandal)

Under Secretary to the Govt. of India

Tel.: 011-23063285

Encl.: As above.

Copy to:

1. Principal Secretary, Housing and Urban Development Department, Govt. of Tamil Nadu, Fort St. George, Chennai-600009
2. Accountant General (A&E), Tamil Nadu
3. Reserve Bank of India, CAS, Nagpur
4. NITI Aayog, SP Divn./FR Divn., Sansad Marg, New Delhi-1100014.
5. DDG (HFA), MoHUA
6. Dir. (IFD), MoHUA
7. DS (Budget), MoHUA
8. Section Officer (Admn-II), MoHUA, Nirman Bhawan, New Delhi
9. PMU (MIS), HFA Directorate
10. Dy. Chief (MIS), HFA Directorate may place this sanction at appropriate place on the website of the Ministry.
11. Sanction folder

B.K. Mandal
06/03/2024

(B.K. Mandal)

Under Secretary to the Govt. of India

Details of SLTC for FY 2022-23 in respect of State of Tamil Nadu

S. No.	Designation of Specialists	Educational Qualification	Date of Joining	Date of Resignation	No. of completed months for which Specialists have worked	Salary per month paid by the State	Admissible salary per month as per CB norms	Salary for broken months as per CB norms	Salary for completed months as per CB norms	Total expenditure as per CB norms	Total expenditure incurred by the State	Total admissible expenditure as per CB norms	Admissible Central Assistance (75%)
1	MIS Specialist	Post Graduate	23.12.2011	-	12	85,000	85,000	-	10,20,000	10,20,000	10,17,256	10,17,256	7,62,942
2	TP Specialist	Post Graduate	22.08.2012	-	12	85,000	85,000	-	10,20,000	10,20,000	10,20,000	10,20,000	7,65,000
3	GIS Specialist	Graduate	05.09.2012	-	12	70,000	70,000	-	8,40,000	8,40,000	8,40,000	8,40,000	6,30,000
4	IEC Specialist	Post Graduate	18.04.2022	-	11	85,000	85,000	36,833	9,35,000	9,71,833	9,65,762	9,65,762	7,24,322
5	Social Development Specialist	Post Graduate	28.12.2020	28.02.2023	11	85,000	85,000	-	9,35,000	9,35,000	9,35,000	9,35,000	7,01,250
6	Project officer	Post Graduate	15.08.2012	-	12	85,000	85,000	-	10,20,000	10,20,000	10,20,000	10,20,000	7,65,000
7	Housing Finance and Policy Specialist	Graduate	01.06.2020	-	12	25,000	70,000	-	8,40,000	8,40,000	2,99,167	2,99,167	2,24,375
8	Municipal Engineers	Post Graduate	05.05.2017	-	12	50,000	85,000	-	10,20,000	10,20,000	6,00,000	6,00,000	4,50,000
9	Municipal Engineers	Graduate	03.05.2017	-	12	50,000	70,000	-	8,40,000	8,40,000	6,00,000	6,00,000	4,50,000
10	Municipal Engineers	Post Graduate	03.05.2017	-	12	50,000	85,000	-	10,20,000	10,20,000	6,00,000	6,00,000	4,50,000
Total									94,90,000	95,26,833	78,97,185	78,97,185	59,22,889 (say Rs. 59.23 lakh)

Admissible Central Assistance for SLTC for FY 2022-23= Rs. 59.23 lakh
Fund already released as 1st installment of Central Assistance for SLTC for FY 2022-23= Rs. 43.20 lakh
Fund being released as 2nd and final installment of Central Assistance for SLTC for FY 2022-23= Rs. 16.03 lakh

Details of CLTCs for FY 2022-23 in respect of State of Tamil Nadu

Annexure-II															
(Amount in Rs.)															
S. No.	Cluster/City Name	Urban Population	Designation of Specialists	Educational Qualification	Date of Joining	Date of Resignation	No. of completed months for which Specialists have worked	Salary per month paid by the State	Admissible salary per month as per CB norms	Salary for broken months as per CB norms	Salary for completed months as per CB norms	Total expenditure as per CB norms	Total expenditure incurred by the State	Total admissible expenditure as per CB norms	Admissible Central Assistance (75%)
1	Aranyalur	83,794	Municipal Engineer	Graduate	05.05.2017	Payment made by the State only for 11 months	11	40,455	35,000	-	3,85,000	3,85,000	4,45,000	3,85,000	2,88,750
2			MIS Specialist	Diploma	07.05.2021	-	12	25,000	40,000	-	4,80,000	4,80,000	2,95,969	2,95,969	2,21,977
3			Municipal Engineer	Graduate	26.04.2017	-	12	50,000	50,000	-	6,00,000	6,00,000	6,00,000	6,00,000	4,50,000
4			Municipal Engineer	Graduate	02.05.2017	-	12	50,000	50,000	-	6,00,000	6,00,000	6,00,000	6,00,000	4,50,000
5			Municipal Engineer	Post Graduate	26.04.2017	-	12	50,000	70,000	-	8,40,000	8,40,000	6,00,000	6,00,000	4,50,000
6	Chennai	61,53,208	MIS Specialist	Post Graduate	28.05.2018	-	12	33,275	70,000	-	8,40,000	8,40,000	3,98,227	3,98,227	2,98,670
7			Town Planning Specialist	Post Graduate	15.07.2009	-	12	70,000	70,000	-	8,40,000	8,40,000	8,32,833	8,32,833	6,24,625
8			Municipal Engineer	Graduate	04.05.2017	-	12	50,000	50,000	-	6,00,000	6,00,000	6,00,000	6,00,000	4,50,000
9			Municipal Engineer	Graduate	05.05.2017	-	12	50,000	50,000	-	6,00,000	6,00,000	6,00,000	6,00,000	4,50,000
10			Municipal Engineer	Graduate	02.05.2017	-	12	50,000	50,000	-	6,00,000	6,00,000	6,00,000	6,00,000	4,50,000
11			MIS Specialist	Post Graduate	06.06.2022	-	9	25,000	70,000	58,333	6,30,000	6,88,333	2,45,833	2,45,833	1,84,375
12			GIS Specialist	Post Graduate	27.06.2012	-	12	70,000	70,000	-	8,40,000	8,40,000	8,40,000	8,40,000	6,30,000
13			IEC Specialist	Post Graduate	04.05.2020	-	12	25,000	70,000	-	8,40,000	8,40,000	3,00,000	3,00,000	2,25,000
14			Municipal Engineer	Post Graduate	05.05.2017	-	12	50,000	70,000	-	8,40,000	8,40,000	6,00,000	6,00,000	4,50,000
15	Coimbatore	24,12,105	Municipal Engineer	Graduate	05.05.2017	-	12	50,000	50,000	-	6,00,000	6,00,000	6,00,000	6,00,000	4,50,000
16			MIS Specialist	Post Graduate	15.09.2017	-	12	33,275	70,000	-	9,40,000	8,40,000	3,99,300	3,99,300	2,99,475
17			Municipal Engineer	Graduate	02.05.2017	-	12	50,000	50,000	-	6,00,000	6,00,000	6,00,000	6,00,000	4,50,000
18			Municipal Engineer	Post Graduate	02.05.2017	-	12	50,000	70,000	-	8,40,000	8,40,000	5,70,000	5,70,000	4,27,500
19			Municipal Engineer	Graduate	02.05.2017	-	12	50,000	40,000	-	4,80,000	4,80,000	6,00,000	4,80,000	3,60,000
20			Municipal Engineer	Post Graduate	26.04.2017	-	12	50,000	60,000	-	7,20,000	7,20,000	5,65,000	5,65,000	4,23,750
21	Cuddalore	7,00,050	Municipal Engineer	Graduate	02-05-2017	-	12	50,000	40,000	-	4,80,000	4,80,000	5,80,000	4,80,000	3,60,000

48	Namakkal	5,75,844	Municipal Engineer	Graduate	-	12	40,000	40,000	-	4,80,000	4,80,000	4,80,000	4,80,000	4,80,000	3,60,000
49			Municipal Engineer	Graduate	-	12	40,000	40,000	-	4,80,000	4,80,000	4,80,000	4,80,000	4,80,000	3,60,000
50			Development Social Specialist	Post Graduate	-	12	25,000	45,000	-	5,40,000	2,90,822	2,90,822	2,90,822	2,90,822	2,18,117
51	Nilgiris	4,20,365	Capacity building Institutional strengthening Specialist	Post Graduate	-	12	25,000	45,000	-	5,40,000	2,99,167	2,99,167	2,99,167	2,99,167	2,24,375
52			MIS Specialist	Post Graduate	-	12	25,000	45,000	-	5,40,000	3,00,000	3,00,000	3,00,000	3,00,000	2,25,000
53	Perambalur	97,163	Municipal Engineer	Post Graduate	-	12	36,250	45,000	-	5,40,000	4,35,000	4,35,000	4,35,000	4,35,000	3,26,750
54			Municipal Engineer	Post Graduate	-	12	36,667	45,000	-	5,40,000	4,40,000	4,40,000	4,40,000	4,40,000	3,30,000
55	Pudukottai	2,51,118	Municipal Engineer	Graduate	-	12	50,000	35,000	-	4,20,000	6,00,000	6,00,000	6,00,000	4,20,000	3,15,000
56			MIS Specialist	Post Graduate	-	12	25,000	45,000	-	5,40,000	2,99,194	2,99,194	2,99,194	2,99,194	2,24,366
57			MIS Specialist	Post Graduate	-	7	43,000	45,000	10,161	3,15,000	3,10,174	3,10,174	3,10,174	3,10,174	2,32,631
58	Ramanathapuram	3,44,175	Municipal Engineer	Graduate	-	12	50,000	35,000	-	4,20,000	6,00,000	6,00,000	6,00,000	4,20,000	3,15,000
59			Municipal Engineer	Post Graduate	-	12	50,000	45,000	-	5,40,000	5,70,000	5,70,000	5,70,000	5,40,000	4,05,000
60			GIS Specialist	Post Graduate	-	12	70,000	70,000	-	8,40,000	8,40,000	8,40,000	8,40,000	8,40,000	6,30,000
61	Salem	15,22,299	MIS Specialist	Post Graduate	-	12	33,275	70,000	-	8,40,000	3,99,300	3,99,300	3,99,300	3,99,300	2,99,475
62			Municipal Engineer	Graduate	-	12	40,000	50,000	-	6,00,000	4,80,000	4,80,000	4,80,000	4,80,000	3,60,000
63			Municipal Engineer	Graduate	-	12	40,000	50,000	-	6,00,000	4,80,000	4,80,000	4,80,000	4,80,000	3,60,000
64			MIS Specialist	Graduate	-	12	25,000	35,000	-	4,20,000	3,00,000	3,00,000	3,00,000	3,00,000	2,25,000
65	Sivagangai	3,86,309	Municipal Engineer	Graduate	-	12	37,500	35,000	-	4,20,000	4,50,000	4,50,000	4,50,000	4,20,000	3,15,000
66			Municipal Engineer	Graduate	-	12	37,500	35,000	-	4,20,000	4,50,000	4,50,000	4,50,000	4,20,000	3,15,000
67			MIS Specialist	Post Graduate	-	12	33,275	60,000	-	7,20,000	3,95,973	3,95,973	3,95,973	3,95,973	2,96,580
68	Thanjavur	7,38,081	Municipal Engineer	Graduate	-	12	36,667	40,000	-	4,80,000	4,40,000	4,40,000	4,40,000	4,40,000	3,30,000
69			Municipal Engineer	Graduate	-	12	36,667	40,000	-	4,80,000	4,40,000	4,40,000	4,40,000	4,40,000	3,30,000
70			MIS Specialist	Post Graduate	-	9	25,000	60,000	46,000	5,40,000	2,43,361	2,43,361	2,43,361	2,43,361	1,82,521
71	Theni	6,70,481	Capacity building Institutional strengthening Specialist	Post Graduate	-	12	33,275	60,000	-	7,20,000	3,99,300	3,99,300	3,99,300	3,99,300	2,99,475
72			Municipal Engineer	Graduate	-	12	50,000	40,000	-	4,80,000	6,00,000	6,00,000	6,00,000	4,80,000	3,60,000

[Handwritten signature]

101		Municipal Engineer	Graduate	05.05.2017	-	12	50,000	35,000	-	4,20,000	4,20,000	5,80,000	4,20,000	4,20,000	3,15,000
102	Virudhunagar	Municipal Engineer	Graduate	02.05.2017	-	12	40,000	35,000	-	4,20,000	4,20,000	4,80,000	4,20,000	4,20,000	3,15,000
Total	32	102	-	-	-	-	-	-	1,87,828	6,02,90,000	6,04,57,828	4,89,23,743	4,65,75,843	3,49,31,737 (Say Rs. 349.32 lakh)	

Admissible Central Assistance for CLTs for FY 2022-23= Rs. 349.32 lakh
Fund already released as 1st instalment of Central Assistance for CLTs for FY 2022-23= Rs. 296.76 lakh
Fund being released as 2nd and final instalment of Central Assistance for CLTs for FY 2022-23= Rs. 52.54 lakh

[Handwritten signature]

Details of SLTC for FY 2023-24 in respect of State of Tamil Nadu

S. No.	No. of Specialists	Designation of Specialists	Educational Qualification	Salary per month proposed by the State for each Specialist	Annual Budget proposed by the State	Salary per month as per CB norms	Annual Budget as per CB norms	Admissible Annual Budget as per CB norms	Admissible Central Assistance (75%)	Admissible State Share (25%)	(Amount in Rs.)	
											1st instalment of Central Assistance (50%)	
1	3	Civil Engineering Specialist	Graduate	70,000	25,20,000	70,000	25,20,000	25,20,000	18,90,000	6,30,000	9,45,000	
2	0	Municipal Engineering Specialist	Diploma	-	-	-	-	-	-	-	-	-
3	1	MIS Specialist	Post Graduate	85,000	10,20,000	85,000	10,20,000	10,20,000	7,65,000	2,55,000	3,82,500	
4	2	Town Planning Specialist	Post Graduate	85,000	20,40,000	85,000	20,40,000	20,40,000	15,30,000	5,10,000	7,65,000	
5	1	GIS Specialist	Graduate	70,000	8,40,000	70,000	8,40,000	8,40,000	6,30,000	2,10,000	3,15,000	
6	1	Housing Finance and Policy Specialist	Post Graduate	85,000	10,20,000	85,000	10,20,000	10,20,000	7,65,000	2,55,000	3,82,500	
7	1	Capacity Building Specialist	Post Graduate	85,000	10,20,000	85,000	10,20,000	10,20,000	7,65,000	2,55,000	3,82,500	
8	1	Information Education and Communication Specialist	Post Graduate	85,000	10,20,000	85,000	10,20,000	10,20,000	7,65,000	2,55,000	3,82,500	
9	1	Project Planning Officer and Urban Management Specialist	Post Graduate	85,000	10,20,000	85,000	10,20,000	10,20,000	7,65,000	2,55,000	3,82,500	
10	1	Social Development Specialist	Post Graduate	85,000	10,20,000	85,000	10,20,000	10,20,000	7,65,000	2,55,000	3,82,500	
Total	12	-	-	-	1,15,20,000	-	1,15,20,000	1,15,20,000	86,40,000	28,80,000	43,20,000	

Details of CLTCs for FY 2023-24 in respect of States of Tamil Nadu

S. No.	Name of the CLTCs (Cluster Basis)	Number of Cities included in CLTCs	Name of the Cities	Urban Population	No. of Specialists	Educational Qualification	Designation of Specialists	Salary per month proposed by the State	Annual Budget proposed by the State	Salary per month as per CB norms	Annual Budget as per CB norms	Admissible Annual Budget as per CB norms	Admissible Central Assistance (75%)	Admissible State Share (25%)	1st instalment of Central Assistance (50%)
1	Chennai	1	Chennai (Zone I to VII)	61,53,206	1	Degree	Municipal Civil Engineer	50,000	6,00,000	50,000	6,00,000	6,00,000	4,50,000	1,50,000	2,25,000
			1		Degree	Municipal Civil Engineer	50,000	6,00,000	50,000	6,00,000	6,00,000	4,50,000	1,50,000	2,25,000	
2	Kancheepuram	20	Chennai (Zone VIII to XV)	14,63,070	1	Degree	Municipal Civil Engineer	50,000	6,00,000	50,000	6,00,000	6,00,000	4,50,000	1,50,000	2,25,000
			3		PG	Town Planning Specialist	70,000	25,20,000	70,000	25,20,000	25,20,000	19,90,000	6,30,000	9,45,000	
3	Tiruvallur	14	Arakkaputhur	7,79,260	1	Degree	Municipal Civil Engineer	50,000	6,00,000	50,000	6,00,000	6,00,000	4,50,000	1,50,000	2,25,000
			1		Degree	Municipal Civil Engineer	50,000	6,00,000	50,000	6,00,000	6,00,000	4,50,000	1,50,000	2,25,000	
			Chennai (Zone I to VII)		2	PG	MIS Specialist	70,000	16,80,000	70,000	10,80,000	10,80,000	12,00,000	4,20,000	6,30,000
			Chennai (Zone VIII to XV)		1	Degree	Municipal Civil Engineer	40,000	4,80,000	40,000	4,80,000	4,80,000	3,60,000	1,20,000	1,80,000
			Arakkaputhur		1	Degree	Municipal Civil Engineer	40,000	4,80,000	40,000	4,80,000	4,80,000	3,60,000	1,20,000	1,80,000

Sl. No.	Name of the Candidate	Age	Gender	Education	Specialization	Experience (Years)	Basic Salary	Dearness Allowance	Gratuity	Medical Allowance	House Rent Allowance	Conveyance Allowance	Telephone Allowance	Other Allowances	Total	
4	Naravarkuppam Ponneri Thrunnitravar Mettur Uslampatti Thrunnampalam Pezhava A. Velupillai I. Kollipatti Periyai Elumalai Alangarathur Palamesu Sholavandan Vadipatti Pattin Oddanchetram Kottakkal Sevugampatty Enoru Vathisigundu (Battisgundu) Vedasandur Palyam Balasamedram Pattaveeranpatti Mekkarapatti Ayyakkal Vadamatturai Ayyalur Keeranur (Dindigul) Agaram Ammayanaikanur Ayyampalayam Chinnalipatti Kannadi (Dindigul) Melbaan Mittacoti Panrakkadu Sibyanickal Srirampuram Thadicoambu Parumakkal Keelakani Rameswaram Kametti Abaram Thozai RS. Mangalam Mandapam Soyalkudi Mudukulathur Korakkudi Devakkoti Iyavargali Karakkathan Kandur Kedayur Mannampurai Nattarasankottai Nerkuppai Palathur Puduvayal Singampunuri Thiuppavanam Thiruppathur	12	Medium	12,77,019												
5	Dindigul	26														
6	Ramanathapuram	10														
7	Swangali	14														

(Handwritten signature)

8	Therav	6,70,461	1	Degree	Municipal Civil Engineer	40,000	4,80,000	40,000	4,80,000	4,80,000	4,80,000	3,60,000	1,20,000	1,80,000
			1	Degree	Municipal Civil Engineer	40,000	4,80,000	40,000	4,80,000	4,80,000	4,80,000	3,60,000	1,20,000	1,80,000
		6,70,461	1	PG	MIS Specialist	60,000	7,20,000	60,000	7,20,000	7,20,000	7,20,000	5,40,000	1,80,000	2,70,000
			1	PG	Capacity Building Plan Specialist	60,000	7,20,000	60,000	7,20,000	7,20,000	7,20,000	5,40,000	1,80,000	2,70,000
			1	PG	GIS Specialist	70,000	8,40,000	70,000	8,40,000	8,40,000	8,40,000	6,30,000	2,10,000	3,15,000
			1	Degree	Municipal Civil Engineer	50,000	6,00,000	50,000	6,00,000	6,00,000	6,00,000	4,50,000	1,50,000	2,25,000
			1	Degree	Municipal Civil Engineer	50,000	6,00,000	50,000	6,00,000	6,00,000	6,00,000	4,50,000	1,50,000	2,25,000
			1	PG	EC Specialist	70,000	8,40,000	70,000	8,40,000	8,40,000	8,40,000	6,30,000	2,10,000	3,15,000
			3	PG	MIS Specialist	70,000	25,20,000	70,000	25,20,000	25,20,000	25,20,000	18,90,000	6,30,000	9,45,000
		15,60,484	1	PG	Capacity Building Plan Specialist	60,000	7,20,000	60,000	7,20,000	7,20,000	7,20,000	5,40,000	1,80,000	2,70,000
9	Combatore	8,51,621	1	Degree	Municipal Civil Engineer	40,000	4,80,000	40,000	4,80,000	4,80,000	4,80,000	3,60,000	1,20,000	1,80,000
			1	Degree	Municipal Civil Engineer	40,000	4,80,000	40,000	4,80,000	4,80,000	4,80,000	3,60,000	1,20,000	1,80,000
		8,51,621	1	PG	MIS Specialist	60,000	7,20,000	60,000	7,20,000	7,20,000	7,20,000	5,40,000	1,80,000	2,70,000
			1	PG	MIS Specialist	60,000	7,20,000	60,000	7,20,000	7,20,000	7,20,000	5,40,000	1,80,000	2,70,000

Original

12	Nights	Vannapur																									
		Velikattamparampu																									
		Vengampudur																									
		Neljalam																									
		Uthiyampantalam																									
		Conner																									
		Gudivalur																									
		Adkaratti																									
		Bikketti																									
		Drevershoi																									
		Hulaga																									
		Jepitalaia																									
		Keth																									
		Kil-kundah																									
		Kongiri																									
		Kalivatham																									
O Valley																											
Sholur																											
Wellington (CB)																											
Thunji																											
Thuvakudi																											
Manappanar																											
S. Kaminur																											
Palakurampanipatti																											
Kallakudi																											
Kattappur																											
Koolbapur																											
Laligudi																											
Mannachanallur																											
Mussi																											
Mettupalayam																											
Pancampatti																											
Pullambadi																											
Pozvelur																											
Sukamahi																											
Thathergarpet																											
Thotiam																											
Uppilepuzam																											
Kumbakonam																											
Paichkottai																											
Perumangalur																											
Madakkur																											
Ayampettai																											
Adainallanai																											
Aruthurai																											
Ammapetrai (Thunjavur)																											
Cholepuram																											
13	Trichy	4,20,365																									
19		12,05,296																									

8/2/21

14	Thanjavar	24	Uthayasarani, Meathir, Chathavadi, Pazhanasam, Peravaram, Swamimalai, Thirukattupalli, Thiruappascenthal, Thiruvannam, Thiruvannam, Thiruvannam, Thiruvannam, Vallam, Vengalathur, Nelikipattam, Perambur, Chidambaram, Virudhachalam, Ganapukondam, Manjalapuram, Aranamalarpagar, Bhuvanagiri, Kathumamankoil, Kallar, Kurinjikal, Lalpettai, Melattampakkam, Parasiappatti, Perambur, Sahyadrappe, Simmashan, Thirupadi, Thirupadi, Vadalur, Tindivanam, Kalakkurichi, Aranthapuram, Atankandanallur, Chinnasalem, Grigee, Kashtappam, Kambalpettai, Marakkanam, Sankarapuram, Thyagarapuram, Thiruvannanallur, Trukkattur, Ulundurpet, Valakkankudal, Valavanur, Vikravandi, Poolambadi, Lebbalkudalur, Arumbaver, Kurumbalur	7,38,081	1	40,000	4,80,000	4,80,000	4,80,000	4,80,000	3,60,000	1,20,000	1,20,000	1,80,000
15	Cuddalore	20		7,00,050	1	40,000	4,80,000	4,80,000	4,80,000	4,80,000	3,60,000	1,20,000	1,80,000	
16	Viluppuram	17		4,88,234	1	35,000	4,20,000	4,20,000	4,20,000	4,20,000	3,15,000	1,05,000	1,57,500	
17	Perambalur	4		87,163	1	35,000	4,20,000	4,20,000	4,20,000	4,20,000	3,15,000	1,05,000	1,57,500	
18	Aranyakur	3		83,794	1	35,000	4,20,000	4,20,000	4,20,000	4,20,000	3,15,000	1,05,000	1,57,500	

Handwritten signature or mark

19	Nagarathittam	11	Kullalazam Minal Medu Thiruvazhary Thiruvangampatti Thiruvancheri Vathieswaran Kol Velankanni	3,56,162	1	Degree	Municipal Civil Engineer	35,000	4,20,000	35,000	4,20,000	4,20,000	4,20,000	4,20,000	3,15,000	1,05,000	1,57,500
20	Kanur	12	Kullalalazam TNPL Puliyur Punjaitobakuchi Arakkuruchi Korambazapuram Kandur Nangavaram P.J.Chelapuram Pallapatti Punjaitupattur Uppalamangalam	3,73,680	1	Degree	Municipal Civil Engineer	35,000	4,20,000	35,000	4,20,000	4,20,000	4,20,000	3,15,000	1,05,000	1,57,500	
21	Pudukottai	9	Aranthangi Iluppur Araugudi Aravasal Armalam Karanbakkudi Keeramangalam Keezaru Ponnarasanthi	2,51,118	1	Degree	Municipal Civil Engineer	35,000	4,20,000	35,000	4,20,000	4,20,000	4,20,000	3,15,000	1,05,000	1,57,500	
22	Thiruvazur	10	Mannaruppi Thiruthuraijoodi Koravasal Koradichery Muthupettai Nanniam Needamangalam Peralam Valangamam	2,57,795	1	Degree	Municipal Civil Engineer	35,000	4,20,000	35,000	4,20,000	4,20,000	4,20,000	3,15,000	1,05,000	1,57,500	
23	Salem	37	Melur Edappadi Altur Kamandapuram Ayobhakaranam Vaidappadi Arasaramoni Aluvayampatty Belur Edanganasalai Yethapur Gangavali Elampalla Jalakandapuram Kandampatty Kankuruchi Keruppur Koolathur Kongannapuram Mallur Meecheri Nangavali	15,22,200	1	Degree	Municipal Civil Engineer	50,000	6,00,000	50,000	6,00,000	6,00,000	6,00,000	4,50,000	1,50,000	2,25,000	
					1	PG	MIS Specialist	45,000	5,40,000	45,000	5,40,000	5,40,000	5,40,000	4,05,000	1,35,000	2,02,500	
					1	PG	MIS Specialist	45,000	5,40,000	45,000	5,40,000	5,40,000	5,40,000	4,05,000	1,35,000	2,02,500	
					1	FG	GIS Specialist	70,000	8,40,000	70,000	8,40,000	8,40,000	8,40,000	6,30,000	2,10,000	3,15,000	
					1	PG	Social Development Specialist	70,000	8,40,000	70,000	8,40,000	8,40,000	8,40,000	6,30,000	2,10,000	3,15,000	

[Handwritten signature]

Sl. No.	Name of the Candidate	Age	Education	Qualification	Experience	Grade	Pay Band	Grade Pay	Special Pay	Dearness Allowance	House Rent Allowance	Medical Allowance	Conveyance Allowance	Other Allowances	Total	
24	Vellore	27	Degree	Municipal Civil Engineer	50,000	6,00,000	50,000	6,00,000	6,00,000	6,00,000	6,00,000	6,00,000	6,00,000	6,00,000	6,00,000	2,25,000
25	Dharmapuri	10	PG	Municipal Civil Engineer	70,000	9,40,000	70,000	9,40,000	9,40,000	9,40,000	9,40,000	9,40,000	9,40,000	9,40,000	9,40,000	3,15,000
26	Krishnagiri	7	Degree	Municipal Civil Engineer	45,000	5,40,000	45,000	5,40,000	5,40,000	5,40,000	5,40,000	5,40,000	5,40,000	5,40,000	5,40,000	1,80,000

88/2/2

30	Tulcoorn	71		1	Degree	Municipal Civil Engineer	50,000	6,00,000	50,000	6,00,000	6,00,000	6,00,000	4,50,000	1,50,000	2,25,000
				1	PG	Social Development Specialist	60,000	7,20,000	60,000	7,20,000	7,20,000	7,20,000	5,40,000	1,80,000	2,70,000
				1	PG	Town Planning Specialist	60,000	7,20,000	60,000	7,20,000	7,20,000	7,20,000	5,40,000	1,80,000	2,70,000
				1	PG	MIS Specialist	60,000	7,20,000	60,000	7,20,000	7,20,000	7,20,000	5,40,000	1,80,000	2,70,000
				1	Degree	Municipal Civil Engineer	50,000	6,00,000	50,000	6,00,000	6,00,000	6,00,000	4,50,000	1,50,000	2,25,000
				1	Degree	Municipal Civil Engineer	50,000	6,00,000	50,000	6,00,000	6,00,000	6,00,000	4,50,000	1,50,000	2,25,000
31	Kanyakumari	58	12,04,899	1	PG	IEC Specialist	70,000	8,40,000	70,000	8,40,000	8,40,000	8,40,000	6,30,000	2,10,000	3,15,000

Handwritten signature

GFR 12-C

[(See rule 239)]

FORM OF UTILIZATION CERTIFICATE (FOR STATE GOVERNMENTS)


(Where expenditure incurred by Govt. bodies only)


S. No	Letter No and Date	Amount (Rs in Lakh)	Certified that, out of
1	GOI. Lr. No. N-11015/01/2016-HFA-II(FTS-14841) dt:09.03.2017	77.53	Rs.2109.526 Lakh of grants sanctioned during the year 2016-17, 2017-18, 2018-2019, 2019-2020, 2020-21, 2021-22 and 2022-23 in favour of Tamil Nadu Urban Habitat Development Board under the GOI Letter No. given in the margin, a sum of
2	GOI. Lr. No. N-11015/12/2017-HFA-II (FTS-9023957) dt:13.11.2018	395.325	Rs.2109.526 Lakh has been utilized for the purpose of SLTCs and CLTCs Salary in the 2016-17, 2017-18, 2018-2019, 2019-2020, 2020-21, 2021-22 and 2022- 23 for which it was sanctioned. and that the balance of Rs.Nil lakh remaining unutilized at the end of the year has been surrendered to Government(vide No dated)/would be adjusted towards the grants payable during the year 2023-24.
3	GOI. Lr. No. N-11015/12/2017-HFA-II-MHUPA (FTS-9023957) dt:02.02.2023	1636.671	
		2109.526	


2.Certified that I have satisfied myself that the conditions on which the grants-in-aid was sanctioned have been duly fulfilled/~~are being fulfilled~~ and that I have exercised the following checks to see that the money was actually utilized for the propose for which it was sanctioned.

3. Check exercised

ATR on TPQMA submitted in various SLSMC meeting


Managing Director/
Mission Director (HFA)
TNUHDB


Counter signed by
Principal Secretary to Government,
Housing and Urban Development
Department, Secretariat,


14/8/2023
EECHFA)

Yr

