

PAO(Sectt.)/HUA/Admin/Advice/2023-24/ 1308-09  
GOVERNMENT OF INDIA  
PAO(sectt), Ministry of Housing & Urban Affairs  
507-C(Wing),Nirman Bhawan, New Delhi  
Telephone No: 23062664 Fax No: 23062664

To,  
The General Manager,  
Reserve Bank of India,  
Central Accounts Section,  
Additional Office Building,  
East High Court Road,  
NAGPUR - 440 001

Code No:	707
Advice No:	372
Advice Date:	21/09/2023

Sir,  
Please debit our account with Rs. **2,67,81,000/-** (Two Crore Sixty Seven Lakh Eighty One Thousand Only.) by contra credit to the following accounts of the Governments with the amounts mentioned against each:

Month and Year of Accounts: <b>September,2023</b>				The Amount to be Settled: <b>September,2023</b>	
Sl.No.	Name of the State	State Code	Scheme Code	Amount	Sanction No. and Date
1	CHHATTISGARH	124	1989-STATE AND UT GRANTS UNDER PMAY (URBAN)	2,67,81,000	N-11011/564/2017-HFA I SECTION-MHUPA (FTS-9022039) dated 20/09/2023
<b>GRAND TOTAL:</b>				<b>2,67,81,000</b>	

Signature of the authorized official

*Varsha Sharma*  
(Varsha Sharma)  
Sr. Accounts Officer

1. O/p Accountant General(A&E), Chhattisgarh, Zero Point, Baloda Bazar Road, P.O. Mandhar, Raipur-493111.
2. Sh. B.K. Mandal, US,HFA-V,Division, Nirman Bhawan, New Delhi.

① SO - HFA

② Man - Cell *BNDas*  
25/9/23

③ MIS - HFA

*By VASW*  
22/9/23

Government of India  
Ministry of Housing and Urban Affairs  
**(HFA-V Division)**

\*\*\*\*\*

Room No.3, Technical Cell, Gate No.7,  
Nirman Bhawan, New Delhi-110011

Dated: 20.09.2023

To

The Pay & Accounts Officer (Sectt.),  
Ministry of Housing and Urban Affairs,  
Nirman Bhawan, New Delhi-110011

**Sub: Release of Rs. 267.81 lakh to State Govt. of Chhattisgarh as 1<sup>st</sup> instalment of Central Assistance for SLTC and 93 CLTCs for FY 2023-24 by adjusting unspent Central Assistance released for CLTCs for FY 2022-23 under Capacity Building activities of PMAY-U Mission - reg.**


Sir,

I am directed to convey the sanction of the Competent Authority to release an amount of **Rs. 2,67,81,000/- (Rupees Two Crore Sixty Seven Lakh and Eighty One Thousand only)** to State Govt. of Chhattisgarh as 1<sup>st</sup> instalment of Central Assistance for SLTC with 12 Specialists and 93 CLTCs with 139 Specialists for FY 2023-24 by adjusting unspent Central Assistance of Rs. 1.76 lakh released for CLTCs for FY 2022-23 under Capacity Building activities of Pradhan Mantri Awas Yojana - Urban (PMAY-U) Mission under SLS CT17 – CT PRADHAN MANTRI AWAS YOJANA. Details are enclosed at **Annexure-I to IV** and also as under:


(Rs. in lakh)

S. No.	Items	Admissible annual budget as per CB norms	Admissible Central Assistance as per CB norms (75%)	State share (25%)	Admissible 1 <sup>st</sup> instalment of Central Assistance (50%)	Unspent Central Assistance released for FY 2022-23 being adjusted against release of 1 <sup>st</sup> instalment of Central Assistance for FY 2023-24	Funds being released in this sanction as 1 <sup>st</sup> instalment of Central Assistance for FY 2023-24 by adjusting of unspent Central Assistance released for FY 2022-23
i.	SLTC with 12 Specialists	96.72	72.54	24.18	36.27	0.00	36.27
ii.	93 CLTCs with 139 Specialists	622.14	466.60	155.54	233.30	(-) 1.76	231.54
<b>Total</b>		<b>718.86</b>	<b>539.14</b>	<b>179.72</b>	<b>269.57</b>	<b>(-) 1.76</b>	<b>267.81</b>

2. Earlier, fund of Rs. 258.03 lakh (Rs. 35.64 lakh for SLTC and Rs. 222.39 lakh for 92 CLTCs) as 1<sup>st</sup> instalment of Central Assistance for SLTC with 12 Specialists and 92 CLTCs with 135 Specialists for FY 2022-23 under Capacity Building activities of PMAY-U Mission vide sanction letter of even number dated 24.05.2022. Subsequently, fund of Rs. 208.55 lakh (Rs. 23.84 lakh for SLTC and Rs. 184.71 lakh for 91 CLTCs) was released to State Govt. of Chhattisgarh as 2<sup>nd</sup> instalment of Central Assistance for SLTC with 12 Specialists and 91 CLTCs with 131 Specialist for FY 2022-23 under Capacity Building activities of PMAY-U Mission vide sanction letter of even number dated 30.03.2023. The State Govt. has submitted Utilization Certificate (UC) of Rs. 464.84 lakh against the said releases, which is **attached** herewith.



3. The above grant is subject to the following conditions:
- i. PMAY-U being a Centrally Sponsored Scheme (CSS), the State Govt. should strictly follow the revised procedure of fund flow as per O.M. No. 1(13) PFMS/FCD/2020 dated 23<sup>rd</sup> March 2021 issued by Department of Expenditure, Ministry of Finance, Government of India and subsequent instructions issued in this regard. These instructions have been made effective from 1<sup>st</sup> July 2021 which inter-alia provides that
    - a. The State Govt. will transfer the Central Assistance to the designated Single Nodal Agency (SNA) within a period of 21 days of its receipt. Corresponding State share should be released as early as possible and not later than 40 days of release of the Central share. The Central share shall not be diverted to the Personal Deposit (PD) account or any other account by the State Govt. State Govt./SNA/ Implementing Agencies (IAs) shall not transfer scheme-related funds to any other bank account, except for actual payments under the scheme.
    - b. Central Assistance along with State share are to be kept by the Nodal Agency in the Single Nodal Account (SNA) opened in a Scheduled Commercial Bank for the purpose and the same is mapped in PFMS. The nodal agency will allocate drawing limits to IAs having zero balance subsidiary accounts duly mapped in PFMS and linked to SNA account for drawal of funds on real time basis from the Single Nodal Account.
    - c. The nodal agency shall ensure that the interest earned from the funds released, should be mandatorily remitted to respective consolidated funds on pro-rata basis in terms of rule 230(8) of GFR 2017.
    - d. SNAs and IAs will mandatorily use the DBT/EAT module of PFMS or integrate their systems with the PFMS to ensure that information on PFMS is updated by each IA at least once every day.
    - e. SNA will keep all the funds received in the Single Nodal Account only and shall not divert the same to Fixed Deposits/Flexi-Account/Multi-Option Deposit Account/Corporate Liquid Term Deposit (CLTD) Account etc.
    - f. Further releases under the scheme will be made only after transfer of entire Central Assistance released till date along with corresponding State share in the SNA account.
  - ii. The State will comply with the terms and conditions stipulated in the guidelines, CSMC directions and instructions issued by this Ministry.
  - iii. The State will utilize the sanctioned grant for the purpose for which it is released. The State Government/Nodal Agency shall furnish physical and financial progress reports every quarter.
  - iv. The State will furnish the Expenditure Statement/UC as per GFR 2017 along with the details of Specialists engaged subject to financial norms approved by 1<sup>st</sup> CSMC as well as adherence to scheme guidelines.
  - v. Further installment of funds will be considered on receipt of expenditure statement/UC from the State Govt. along with details of specialists engaged subject to financial norms approved by 1<sup>st</sup> CSMC as well as adherence to scheme guidelines, furnishing clarifications/supporting documents and submission of pending UCs under RAY, if any.



- vi. The State Govt./Nodal Agency shall strictly monitor the progress of the preparatory work. All bills/voucher etc. should be safely kept at SLNA level for future audit and other references.
- vii. The amount of Central Assistance approved will form a part of capacity building plan of the State under PMAY-U mission.
- viii. Transfer of funds to different entities, if any may be made through PFMS, as applicable and where there is an element of cash transfer to individuals, the same may be made through DBT/EAT module of PFMS mode, as applicable.

4. The expenditure involved is debitable to the following Head of Account under Demand No. 60 of Ministry of Housing and Urban Affairs for the year 2023-24.

Major Head	3601	Grants-in-aid to State Governments
Sub-Major Head	06	Centrally Sponsored Scheme
Minor Head	101	Central Assistance/Share
Sub Head	31	Pradhan Mantri Awas Yojana (Urban)
Detailed Head	01	Assistance to State Govts.
Object Head	31.01.31	Grants-in-Aid-General

5. The amount will be credited to the State Government's Account at Reserve Bank of India, CAS, Nagpur as per procedure laid down by Ministry of Finance, Department of Expenditure in this regard.

6. As per rule 236(1) of GFR, 2017, the relevant accounts of the Grantee Institution(s)/Organisation(s) shall be open to inspection by the sanctioning authority and audit, both by the Comptroller and Auditor General of India under the provision of CAG (DPC) Act 1971 and internal audit by the Principal Accounts Office of the Ministry or Department, whenever the Institution or Organisation is called upon to do so.

7. This issues with the concurrence of the Integrated Finance Division vide **Note # 284 of even number dated 17.07.2023.**

8. The sanction has been registered at **S. No. 261** of the Grants-in-Aid Register of the HFA Division for the year 2023-24.

Yours faithfully,

  
20/09/2023

(B.K. Mandal)

Under Secretary to the Govt. of India

Tel.: 011-23063285

**Encl.: As above.**

**Copy to:**

1. Special Secretary, Urban Administration & Development Department, State Govt. of Chhattisgarh, Naya Raipur-492002
2. Accountant General (A&E), Chhattisgarh
3. Reserve Bank of India, CAS, Nagpur
4. NITI Aayog, SP Divn./FR Divn., Sansad Marg, New Delhi - 110014.
5. Dir. (HFA-III & V), MoHUA
6. Dir. (IFD), MoHUA
7. DS (Budget), MoHUA

8. Section Officer (Admn-II), MoHUA, Nirman Bhawan, New Delhi
9. PMU (MIS), HFA Directorate
10. Dy. Chief (MIS), HFA Directorate may place this sanction at appropriate place on the website of the Ministry.
11. Sanction folder.

*B.K. Mandal*  
20/09/2023

(B.K. Mandal)  
Under Secretary to the Govt. of India

## Details of SLTC for FY 2022-23 in respect of State of Chhattisgarh

(Amount in Rs.)

S. No.	Designation of Specialists	Educational Qualification	Date Joining	Date of Resignation	No. of completed months for which Specialists have worked	Salary per month paid by the State	Admissible Salary per month as per CB norms	Total expenditure as per CB norms	Total expenditure incurred by the State	Total admissible expenditure as per CB norms	Admissible Central Assistance (75%)
1	GIS Specialist	Post Graduate	01.10.2018	-	12	85,000	85,000	10,20,000	10,20,000	10,20,000	7,65,000
2	MIS Specialist-1	Post Graduate	01.10.2018	-	12	85,000	85,000	10,20,000	10,20,000	10,20,000	7,65,000
3	Urban Infrastructure Specialist	Post Graduate	01.10.2018	-	12	85,000	85,000	10,20,000	10,20,000	10,20,000	7,65,000
4	Social Development Specialist	Post Graduate	01.10.2018	30.06.2022	3	85,000	85,000	2,55,000	2,55,000	2,55,000	1,91,250
5	Institutional Strengthening Specialist	Graduate	01.10.2018	-	12	60,000	70,000	8,40,000	7,12,000	7,12,000	5,34,000
6	MIS Specialist - 3	Graduate	01.10.2018	-	12	40,000	70,000	8,40,000	4,80,000	4,80,000	3,60,000
7	MIS Specialist-2	Graduate	01.08.2022	-	8	65,000	70,000	5,60,000	5,20,000	5,20,000	3,90,000
8	Municipal Finance Specialist-1	Post Graduate	01.10.2018	-	12	85,000	85,000	10,20,000	10,20,000	10,20,000	7,65,000
9	EWA	Post Graduate	01.10.2018	-	12	70,000	85,000	10,20,000	8,40,000	8,40,000	6,30,000
10	IEC Specialist	Graduate	01.10.2018	30.11.2022	8	45,000	70,000	5,60,000	3,60,000	3,60,000	2,70,000
11	Municipal Finance Specialist-2	Graduate	01.10.2018	-	12	32,000	70,000	8,40,000	3,84,000	3,84,000	2,88,000
12	Civil Engineer	Graduate	01.10.2020	-	12	55,000	70,000	8,40,000	6,60,000	6,60,000	4,95,000
<b>Total</b>						<b>7,92,000</b>	<b>9,30,000</b>	<b>98,35,000</b>	<b>82,91,000</b>	<b>82,91,000</b>	<b>62,18,250 (Say Rs. 62.18 lakh)</b>

Admissible Central Assistance for SLTC for FY 2022-23= Rs. 62.18 lakh

Funds already released as 1st and 2nd installment of Central Assistance for SLTC for FY 2022-23= Rs. 59.48 lakh

Reimbursement of Central Assistance for SLTC for FY 2022-23, being adjusted against unspent Central Assistance released for CLTCs for FY 2022-23= Rs. 2.70 lakh

## Details of CLTCs for FY 2022-23 in respect of State of Chhattisgarh

(Amount in Rs.)

S. No.	Name of Cluster	Cluster Population	Designation of Specialists	Educational Qualification	Date of Joining	Date of Resignation	No. of completed months for which Specialists have worked	Salary per month paid by the State	Admissible Salary per month as per CB norms	Salary for broken months	Salary for completed months as per CB norms	Total expenditure as per CB norms	Total expenditure incurred by the State	Total admissible expenditure as per CB norms	Admissible Central Assistance (75%)
1	Raipur Div.	21,83,641	Civil Engineer	Graduate	01.10.2018	-	12	50,000	50,000	-	6,00,000	6,00,000	6,00,000	6,00,000	4,50,000
2			MIS Specialist-1	Post Graduate	03.10.2018	31.07.2022	4	45,000	70,000	-	2,80,000	2,80,000	1,71,000	1,71,000	1,28,250
3			Social Development Specialist	Post Graduate	23.11.2019	-	12	35,000	70,000	-	8,40,000	8,40,000	4,20,000	4,20,000	3,15,000
4			MIS Specialist-2	Graduate	17.08.2020	-	12	30,000	50,000	-	6,00,000	6,00,000	3,60,000	3,60,000	2,70,000
5	Bilaspur Div.	18,30,383	Civil Engineer	Graduate	01.10.2018	-	12	50,000	50,000	-	6,00,000	6,00,000	6,00,000	6,00,000	4,50,000
6			MIS Specialist	Post Graduate	01.10.2018	-	12	45,000	70,000	-	8,40,000	8,40,000	5,40,000	5,40,000	4,05,000
7			Finance Specialist	Graduate	27.09.2021	-	12	30,000	50,000	-	6,00,000	6,00,000	3,56,000	3,56,000	2,67,000
8	Durg Div.	19,73,609	Civil Engineer	Graduate	01.10.2018	-	12	50,000	50,000	-	6,00,000	6,00,000	6,00,000	6,00,000	4,50,000
9			MIS Specialist-1	Post Graduate	04.10.2018	-	12	45,000	70,000	-	8,40,000	8,40,000	5,40,000	5,40,000	4,05,000
10			Finance Specialist	Graduate	01.10.2018	-	12	30,000	50,000	-	6,00,000	6,00,000	3,30,000	3,30,000	2,47,500
11	Bastar Div.	4,90,263	Civil Engineer	Graduate	27.05.2022	-	10	26,000	35,000	5,645	3,50,000	3,55,645	2,57,400	2,57,400	1,93,050
12			MIS Specialist-1	Post Graduate	05.10.2018	-	12	45,000	45,000	-	5,40,000	5,40,000	5,37,000	5,37,000	4,02,750
13			Social Development Specialist	Post Graduate	05.10.2018	-	12	35,000	45,000	-	5,40,000	5,40,000	3,81,500	3,81,500	2,86,125
14	Surguja Div.	6,09,442	Civil Engineer	Graduate	01.10.2018	-	12	40,000	40,000	-	4,80,000	4,80,000	4,80,000	4,80,000	3,60,000
15			MIS Specialist-1	Post Graduate	01.10.2018	-	12	45,000	60,000	-	7,20,000	7,20,000	5,40,000	5,40,000	4,05,000
16			Social Development Specialist	Post Graduate	05.10.2018	-	12	35,000	60,000	-	7,20,000	7,20,000	4,17,667	4,17,667	3,13,250
17	Raipur	13,52,717	Civil Engineer	Graduate	01.10.2018	-	12	42,000	50,000	-	6,00,000	6,00,000	5,04,000	5,04,000	3,78,000
18			Civil Engineer	Graduate	21.06.2020	-	12	34,000	50,000	-	6,00,000	6,00,000	3,73,533	3,73,533	2,80,150
19			MIS Specialist	Post Graduate	03.10.2018	-	12	42,000	70,000	-	8,40,000	8,40,000	5,04,000	5,04,000	3,78,000
20			Social Development Specialist	Post Graduate	01.10.2018	-	12	70,000	70,000	-	8,40,000	8,40,000	8,40,000	8,40,000	6,30,000
21	Bilaspur	4,38,695	Civil Engineer	Graduate	01.10.2018	-	12	35,000	35,000	-	4,20,000	4,20,000	4,20,000	4,20,000	3,15,000
22			Civil Engineer	Graduate	18.07.2019	-	12	35,000	35,000	-	4,20,000	4,20,000	4,20,000	4,20,000	3,15,000
23			MIS Specialist	Post Graduate	01.10.2018	-	12	42,000	45,000	-	5,40,000	5,40,000	5,02,600	5,02,600	3,76,950
24			Social Development Specialist	Post Graduate	15.03.2021	-	12	34,000	45,000	-	5,40,000	5,40,000	3,82,400	3,82,400	2,86,800
25	Bhilai	7,53,281	Civil Engineer	Graduate	19.06.2019	-	12	40,000	40,000	-	4,80,000	4,80,000	4,67,333	4,67,333	3,50,500
26			Civil Engineer	Graduate	14.01.2019	-	12	40,000	40,000	-	4,80,000	4,80,000	4,28,000	4,28,000	3,21,000
27			MIS Specialist	Post Graduate	06.10.2018	-	12	42,000	60,000	-	7,20,000	7,20,000	4,99,800	4,99,800	3,74,850
28	Korba	4,38,304	Civil Engineer	Graduate	01.10.2018	-	12	35,000	35,000	-	4,20,000	4,20,000	4,20,000	4,20,000	3,15,000
29			Civil Engineer	Graduate	19.07.2019	-	12	29,000	35,000	-	4,20,000	4,20,000	3,36,000	3,36,000	2,52,000
30			MIS Specialist	Post Graduate	07.10.2020	-	12	42,000	45,000	-	5,40,000	5,40,000	4,87,200	4,87,200	3,65,400
31			Social Development Specialist	Post Graduate	05.10.2018	-	12	40,000	45,000	-	5,40,000	5,40,000	4,78,667	4,78,667	3,59,000
32	Birgaon	1,15,553	Civil Engineer	Graduate	01.10.2018	-	12	35,000	35,000	-	4,20,000	4,20,000	4,11,833	4,11,833	3,08,875
33			MIS Specialist	Post Graduate	01.10.2018	-	12	35,000	45,000	-	5,40,000	5,40,000	4,20,000	4,20,000	3,15,000
34			Social Development Specialist	Post Graduate	01.10.2018	-	12	35,000	45,000	-	5,40,000	5,40,000	4,20,000	4,20,000	3,15,000
35	Dhamtari	1,22,012	Civil Engineer	Graduate	01.10.2018	-	12	35,000	35,000	-	4,20,000	4,20,000	3,54,667	3,54,667	2,66,000
36			MIS Specialist	Post Graduate	02.03.2020	-	12	35,000	45,000	-	5,40,000	5,40,000	4,20,000	4,20,000	3,15,000
37			Social Development Specialist	Post Graduate	01.10.2018	-	12	35,000	45,000	-	5,40,000	5,40,000	4,16,500	4,16,500	3,12,375
38	Bhilai Charoda	1,17,610	Civil Engineer	Graduate	01.10.2018	-	12	35,000	35,000	-	4,20,000	4,20,000	4,20,000	4,20,000	3,15,000
39			MIS Specialist	Post Graduate	04.10.2018	-	12	35,000	45,000	-	5,40,000	5,40,000	4,20,000	4,20,000	3,15,000
40			Social Development Specialist	Post Graduate	06.03.2021	-	12	29,000	45,000	-	5,40,000	5,40,000	3,48,000	3,48,000	2,61,000
41	Durg	3,22,567	Civil Engineer	Graduate	19.06.2019	-	12	35,000	35,000	-	4,20,000	4,20,000	3,99,833	3,99,833	2,99,875
42			MIS Specialist	Post Graduate	03.10.2018	-	12	35,000	45,000	-	5,40,000	5,40,000	4,20,000	4,20,000	3,15,000
43			Social Development Specialist	Post Graduate	05.10.2018	-	12	45,000	45,000	-	5,40,000	5,40,000	5,37,000	5,37,000	4,02,750
44	Chirmiri	1,02,380	Civil Engineer	Graduate	01.10.2018	-	12	35,000	35,000	-	4,20,000	4,20,000	4,20,000	4,20,000	3,15,000
45			MIS Specialist	Post Graduate	19.11.2019	-	12	32,000	45,000	-	5,40,000	5,40,000	3,84,000	3,84,000	2,88,000
46			Social Development Specialist	Post Graduate	01.10.2018	-	12	35,000	45,000	-	5,40,000	5,40,000	4,20,000	4,20,000	3,15,000
47	Raigarh	1,80,023	Civil Engineer	Graduate	01.10.2018	-	12	35,000	35,000	-	4,20,000	4,20,000	4,20,000	4,20,000	3,15,000
48			MIS Specialist	Post Graduate	17.08.2021	-	12	35,000	45,000	-	5,40,000	5,40,000	4,20,000	4,20,000	3,15,000
49			Social Development Specialist	Post Graduate	04.10.2018	-	12	35,000	45,000	-	5,40,000	5,40,000	4,18,833	4,18,833	3,14,125
50			Civil Engineer	Graduate	22.01.2019	-	12	35,000	35,000	-	4,20,000	4,20,000	4,14,167	4,14,167	3,10,625





118	Kunkuri	29,127	Civil Engineer	Graduate	17.02.2020	-	12	35,000	35,000	-	4,20,000	4,20,000	3,75,667	3,75,667	2,81,750
119	Lakhanpur	7,524	Civil Engineer	Graduate	05.10.2018	-	12	35,000	35,000	-	4,20,000	4,20,000	4,15,333	4,15,333	3,11,500
120	Balrampur	19,619	Civil Engineer	Graduate	06.10.2018	-	12	35,000	35,000	-	4,20,000	4,20,000	4,20,000	4,20,000	3,15,000
121	Jashpur-Nagar	33,961	Civil Engineer	Graduate	14.06.2019	-	12	35,000	35,000	-	4,20,000	4,20,000	4,17,667	4,17,667	3,13,250
122	Surajpur	30,172	Civil Engineer	Graduate	29.01.2021	17.12.2022	8	35,000	35,000	19,194	2,80,000	2,99,194	2,99,833	2,99,194	2,24,395
123	Kanker	54,680	Civil Engineer	Graduate	01.10.2018	-	12	35,000	35,000	-	4,20,000	4,20,000	4,20,000	4,20,000	3,15,000
124	Charama	17,059	Civil Engineer	Graduate	06.10.2018	20.07.2022	3	35,000	35,000	22,581	1,05,000	1,27,581	1,28,333	1,27,581	95,685
125	Antagarh	20,373	Civil Engineer	Graduate	05.10.2018	-	12	35,000	35,000	-	4,20,000	4,20,000	3,97,833	3,97,833	2,98,375
126	Keshkal	20,905	Civil Engineer	Graduate	05.10.2018	-	12	35,000	35,000	-	4,20,000	4,20,000	4,18,833	4,18,833	3,14,125
127	Kondagaon	63,632	Civil Engineer	Graduate	05.10.2019	-	12	35,000	35,000	-	4,20,000	4,20,000	4,18,833	4,18,833	3,14,125
128	Dantewada	28,418	Civil Engineer	Graduate	05.10.2018	-	12	35,000	35,000	-	4,20,000	4,20,000	4,13,000	4,13,000	3,09,750
129	Bijapur	35,520	Civil Engineer	Graduate	08.07.2019	-	12	35,000	35,000	-	4,20,000	4,20,000	4,08,333	4,08,333	3,06,250
130	Konta	8,446	Civil Engineer	Graduate	22.01.2020	-	12	35,000	35,000	-	4,20,000	4,20,000	3,58,167	3,58,167	2,68,625
131	Rishali	21,803	Civil Engineer	Graduate	20.05.2019	-	12	35,000	35,000	-	4,20,000	4,20,000	4,20,000	4,20,000	3,15,000
132	Geedam	16,891	Civil Engineer	Graduate	21.02.2023	-	1	35,000	35,000	10,000	35,000	45,000	43,167	43,167	32,375
133	Bade Bacheli	48,386	Civil Engineer	Graduate	25.05.2020	-	12	32,000	35,000	-	4,20,000	4,20,000	3,72,000	3,72,000	2,79,000
134	Sukma	25,397	Civil Engineer	Graduate	01.08.2021	-	12	35,000	35,000	-	4,20,000	4,20,000	4,14,167	4,14,167	
<b>Total</b>	<b>93</b>	<b>1,42,04,079</b>	<b>-</b>	<b>-</b>	<b>-</b>	<b>-</b>	<b>-</b>	<b>-</b>	<b>-</b>	<b>93,586</b>	<b>6,11,63,548</b>	<b>6,12,57,134</b>	<b>5,36,87,433</b>	<b>5,36,85,740</b>	<b>4,02,64,304</b> <b>(Say Rs. 402.64 lakh)</b>

**Admissible Central Assistance for CLTCs for FY 2022-23= Rs. 402.64 lakh**  
**Funds already released as 1st and 2nd installment of Central Assistance for CLTCs for FY 2022-23= Rs. 407.10 lakh**  
**Unspent Central Assistance released for CLTCs for FY 2022-23= Rs. 4.46 lakh**  
**Reimbursement of Central Assistance for SLTC for FY 2022-23, being adjusted against unspent Central Assistance released for CLTCs for FY 2022-23= Rs. 2.70 lakh**  
**Remaining unspent Central Assistance released for CLTCs for FY 2022-23 after adjustment of reimbursement of Central Assistance for SLTC for FY 2022-23, being adjusted against release of 1st installment of Central Assistance for CLTCs for FY 2023-24= Rs. 1.76 lakh**

*[Handwritten Signature]*

## Details of SLTC for FY 2023-24 in respect of State of Chhattisgarh

(Amount in Rs.)										
S. No.	Designation of Specialists	Educational Qualification	Salary per month proposed by the State for each Specialist	Annual Budget proposed by the State	Salary per month as per CB norms	Annual Budget as per CB norms	Admissible Annual Budget as per CB norms	Admissible Central Assistance (75%)	Admissible State share (25%)	1st instalment of Central Assistance (50%)
1	GIS Specialist	Post Graduate	90,000	10,80,000	85,000	10,20,000	10,20,000	7,65,000	2,55,000	3,82,500
2	Urban Infrastructure Specialist	Post Graduate	90,000	10,80,000	85,000	10,20,000	10,20,000	7,65,000	2,55,000	3,82,500
3	Municipal Finance Specialist - 1	Post Graduate	90,000	10,80,000	85,000	10,20,000	10,20,000	7,65,000	2,55,000	3,82,500
4	MIS Specialist - 1	Post Graduate	90,000	10,80,000	85,000	10,20,000	10,20,000	7,65,000	2,55,000	3,82,500
5	Social Development Specialist - 1	Post Graduate	85,000	10,20,000	85,000	10,20,000	10,20,000	7,65,000	2,55,000	3,82,500
6	Municipal/Civil Engineer - 1	Graduate	74,000	8,88,000	70,000	8,40,000	8,40,000	6,30,000	2,10,000	3,15,000
7	MIS Specialist - 2	Post Graduate	69,000	8,28,000	85,000	10,20,000	8,28,000	6,21,000	2,07,000	3,10,500
8	Institutional Strengthening Specialist - 1	Graduate	63,000	7,56,000	70,000	8,40,000	7,56,000	5,67,000	1,89,000	2,83,500
9	Municipal/Civil Engineer - 2	Post Graduate	58,000	6,96,000	85,000	10,20,000	6,96,000	5,22,000	1,74,000	2,61,000
10	IEC Specialist	Graduate	45,000	5,40,000	70,000	8,40,000	5,40,000	4,05,000	1,35,000	2,02,500
11	MIS Specialist - 3	Graduate	42,000	5,04,000	70,000	8,40,000	5,04,000	3,78,000	1,26,000	1,89,000
12	Municipal Finance Specialist - 2	Graduate	34,000	4,08,000	70,000	8,40,000	4,08,000	3,06,000	1,02,000	1,53,000
<b>Total</b>			-	<b>99,60,000</b>	-	<b>1,13,40,000</b>	<b>96,72,000</b>	<b>72,54,000</b>	<b>24,18,000</b>	<b>36,27,000</b>

Note: The salary proposed by the State beyond the ceiling prescribed under Capacity Building guidelines will be borne by the State itself.

*gandp*

## Details of CLTCs for FY 2023-24 in respect of State of Chhattisgarh

(Amount in Rs.)

S. No.	No. of cities included in CLTC	Name of City/Cluster	Urban Population	Designation of Specialists	No. of Specialists proposed by the State	No. of Specialists proposed for approval	Educational Qualification	Salary per month proposed by the State	Annual Budget proposed by the State	Salary per month as per CB norms	Annual Budget as per CB norms	Admissible Annual Budget as per CB norms	Admissible Central Assistance (75%)	Admissible State share (25%)	1st instalment of Central Assistance (50%)
1	1	Raipur	13,52,717	Municipal/Civil Engineer	2	2	Graduate	44,000	10,56,000	50,000	12,00,000	10,56,000	7,92,000	2,64,000	3,96,000
2				MIS Specialist	1	1	Post Graduate	44,000	5,28,000	70,000	8,40,000	5,28,000	3,96,000	1,32,000	1,98,000
3				Social Development Specialist	1	1	Post Graduate	73,500	8,82,000	70,000	8,40,000	8,40,000	6,30,000	2,10,000	3,15,000
4	1	Bilaspur	4,38,695	Municipal/Civil Engineer	3	3	Graduate	37,000	13,32,000	35,000	12,60,000	12,60,000	9,45,000	3,15,000	4,72,500
5				MIS Specialist	1	1	Post Graduate	44,000	5,28,000	45,000	5,40,000	5,28,000	3,96,000	1,32,000	1,98,000
6				Social Development Specialist	1	1	Post Graduate	42,000	5,04,000	45,000	5,40,000	5,04,000	3,78,000	1,26,000	1,89,000
7	1	Bhilai	7,53,281	Municipal/Civil Engineer	2	2	Graduate	42,000	10,08,000	40,000	9,60,000	9,60,000	7,20,000	2,40,000	3,60,000
8				MIS Specialist	1	1	Post Graduate	44,000	5,28,000	60,000	7,20,000	5,28,000	3,96,000	1,32,000	1,98,000
9				Social Development Specialist	1	1	Post Graduate	60,000	7,20,000	60,000	7,20,000	7,20,000	5,40,000	1,80,000	2,70,000
10	1	Risali	1,08,838	Municipal/Civil Engineer	1	1	Graduate	37,000	4,44,000	35,000	4,20,000	4,20,000	3,15,000	1,05,000	1,57,500
11				MIS Specialist	1	1	Post Graduate	35,000	4,20,000	45,000	5,40,000	4,20,000	3,15,000	1,05,000	1,57,500
12				Social Development Specialist	1	1	Post Graduate	35,000	4,20,000	45,000	5,40,000	4,20,000	3,15,000	1,05,000	1,57,500
13	1	Korba	4,38,304	Municipal/Civil Engineer	2	2	Graduate	37,000	8,88,000	35,000	8,40,000	8,40,000	6,30,000	2,10,000	3,15,000
14				MIS Specialist	1	1	Post Graduate	44,000	5,28,000	45,000	5,40,000	5,28,000	3,96,000	1,32,000	1,98,000
15				Social Development Specialist	1	1	Post Graduate	42,000	5,04,000	45,000	5,40,000	5,04,000	3,78,000	1,26,000	1,89,000
16	1	Birgaon	1,15,553	Municipal/Civil Engineer	1	1	Graduate	37,000	4,44,000	35,000	4,20,000	4,20,000	3,15,000	1,05,000	1,57,500
17				MIS Specialist	1	1	Post Graduate	37,000	4,44,000	45,000	5,40,000	4,44,000	3,33,000	1,11,000	1,66,500
18				Social Development Specialist	1	1	Post Graduate	37,000	4,44,000	45,000	5,40,000	4,44,000	3,33,000	1,11,000	1,66,500
19	1	Dhamtari	1,22,012	Municipal/Civil Engineer	1	1	Graduate	37,000	4,44,000	35,000	4,20,000	4,20,000	3,15,000	1,05,000	1,57,500
20				MIS Specialist	1	1	Post Graduate	37,000	4,44,000	45,000	5,40,000	4,44,000	3,33,000	1,11,000	1,66,500
21				Social Development Specialist	1	1	Post Graduate	37,000	4,44,000	45,000	5,40,000	4,44,000	3,33,000	1,11,000	1,66,500
22	1	Bhilai-Charoda	1,17,610	Municipal/Civil Engineer	1	1	Graduate	37,000	4,44,000	35,000	4,20,000	4,20,000	3,15,000	1,05,000	1,57,500
23				MIS Specialist	1	1	Post Graduate	37,000	4,44,000	45,000	5,40,000	4,44,000	3,33,000	1,11,000	1,66,500
24				Social Development Specialist	1	1	Post Graduate	37,000	4,44,000	45,000	5,40,000	4,44,000	3,33,000	1,11,000	1,66,500
25	1	Durg	3,22,567	Municipal/Civil Engineer	1	1	Graduate	37,000	4,44,000	35,000	4,20,000	4,20,000	3,15,000	1,05,000	1,57,500
26				MIS Specialist	1	1	Post Graduate	37,000	4,44,000	45,000	5,40,000	4,44,000	3,33,000	1,11,000	1,66,500
27				Social Development Specialist	1	1	Post Graduate	47,500	5,70,000	45,000	5,40,000	5,40,000	4,05,000	1,35,000	2,02,500
28	1	Chimiri	1,02,380	Municipal/Civil Engineer	1	1	Graduate	37,000	4,44,000	35,000	4,20,000	4,20,000	3,15,000	1,05,000	1,57,500
29				MIS Specialist	1	1	Post Graduate	37,000	4,44,000	45,000	5,40,000	4,44,000	3,33,000	1,11,000	1,66,500
30				Social Development Specialist	1	1	Post Graduate	37,000	4,44,000	45,000	5,40,000	4,44,000	3,33,000	1,11,000	1,66,500
31	1	Raigarh	1,80,023	Municipal/Civil Engineer	1	1	Graduate	37,000	4,44,000	35,000	4,20,000	4,20,000	3,15,000	1,05,000	1,57,500
32				MIS Specialist	1	1	Post Graduate	37,000	4,44,000	45,000	5,40,000	4,44,000	3,33,000	1,11,000	1,66,500
33				Social Development Specialist	1	1	Post Graduate	37,000	4,44,000	45,000	5,40,000	4,44,000	3,33,000	1,11,000	1,66,500
34	1	Rajnandgaon	1,95,737	Municipal/Civil Engineer	1	1	Graduate	37,000	4,44,000	35,000	4,20,000	4,20,000	3,15,000	1,05,000	1,57,500
35				MIS Specialist	1	1	Post Graduate	37,000	4,44,000	45,000	5,40,000	4,44,000	3,33,000	1,11,000	1,66,500
36				Social Development Specialist	1	1	Post Graduate	37,000	4,44,000	45,000	5,40,000	4,44,000	3,33,000	1,11,000	1,66,500
37	1	Ambikapur	1,45,285	Municipal/Civil Engineer	1	1	Graduate	37,000	4,44,000	35,000	4,20,000	4,20,000	3,15,000	1,05,000	1,57,500
38				MIS Specialist	1	1	Post Graduate	37,000	4,44,000	45,000	5,40,000	4,44,000	3,33,000	1,11,000	1,66,500
39				Social Development Specialist	1	1	Post Graduate	37,000	4,44,000	45,000	5,40,000	4,44,000	3,33,000	1,11,000	1,66,500
40	1	Jagdalpur	1,50,556	Municipal/Civil Engineer	1	1	Graduate	37,000	4,44,000	35,000	4,20,000	4,20,000	3,15,000	1,05,000	1,57,500
41				MIS Specialist	1	1	Post Graduate	37,000	4,44,000	45,000	5,40,000	4,44,000	3,33,000	1,11,000	1,66,500
42				Social Development Specialist	1	1	Post Graduate	37,000	4,44,000	45,000	5,40,000	4,44,000	3,33,000	1,11,000	1,66,500
43	1	Raipur Division	21,83,641	Municipal/Civil Engineer	1	1	Graduate	52,500	6,30,000	50,000	6,00,000	6,00,000	4,50,000	1,50,000	2,25,000
44				Social Development Specialist	1	1	Post Graduate	37,000	4,44,000	70,000	8,40,000	4,44,000	3,33,000	1,11,000	1,66,500
45				MIS Specialist - 1	1	1	Post Graduate	47,500	5,70,000	70,000	8,40,000	5,70,000	4,27,500	1,42,500	2,13,750
46	1	Bilaspur Division	18,30,383	MIS Specialist - 2	1	1	Graduate	31,500	3,78,000	50,000	6,00,000	3,78,000	2,83,500	94,500	1,41,750
47				Municipal/Civil Engineer	1	1	Graduate	52,500	6,30,000	50,000	6,00,000	6,00,000	4,50,000	1,50,000	2,25,000
48				Social Development Specialist	1	1	Post Graduate	37,000	4,44,000	70,000	8,40,000	4,44,000	3,33,000	1,11,000	1,66,500
49	1	Bilaspur Division	18,30,383	MIS Specialist - 1	1	1	Post Graduate	47,500	5,70,000	70,000	8,40,000	5,70,000	4,27,500	1,42,500	2,13,750
50				Municipal Finance Specialist	1	1	Graduate	31,500	3,78,000	50,000	6,00,000	3,78,000	2,83,500	94,500	1,41,750

51	1	Durg Division	19,73,609	Municipal/Civil Engineer	1	1	Graduate	52,500	6,30,000	50,000	6,00,000	6,00,000	4,50,000	1,50,000	2,25,000
52				Social Development Specialist	1	1	Post Graduate	55,000	6,60,000	70,000	8,40,000	6,60,000	4,95,000	1,65,000	2,47,500
53				MIS Specialist - 1	1	1	Post Graduate	47,500	5,70,000	70,000	8,40,000	5,70,000	4,27,500	1,42,500	2,13,750
54	1	Bastar Division	4,90,263	Municipal Finance Specialist	1	1	Graduate	31,500	3,78,000	50,000	6,00,000	3,78,000	2,83,500	94,500	1,41,750
55				Municipal/Civil Engineer	1	1	Graduate	37,000	4,44,000	35,000	4,20,000	4,20,000	3,15,000	1,05,000	1,57,500
56				Social Development Specialist	1	1	Post Graduate	37,000	4,44,000	45,000	5,40,000	4,44,000	3,33,000	1,11,000	1,66,500
57	1	Surguja Division	6,09,442	MIS Specialist - 1	1	1	Post Graduate	47,500	5,70,000	45,000	5,40,000	5,40,000	4,05,000	1,35,000	2,02,500
58				Municipal/Civil Engineer	1	1	Post Graduate	50,000	6,00,000	60,000	7,20,000	6,00,000	4,50,000	1,50,000	2,25,000
59				Social Development Specialist	1	1	Graduate	37,000	4,44,000	40,000	4,80,000	4,44,000	3,33,000	1,11,000	1,66,500
60				MIS Specialist - 1	1	1	Post Graduate	47,500	5,70,000	60,000	7,20,000	5,70,000	4,27,500	1,42,500	2,13,750
61	2	Cluster - 1 (Kanker, Bhanupratappur)	54,680	Municipal/Civil Engineer	1	1	Graduate	37,000	4,44,000	35,000	4,20,000	4,20,000	3,15,000	1,05,000	1,57,500
62	2	Cluster - 2 (Charama, Narharpur)	17,059	Municipal/Civil Engineer	1	1	Graduate	37,000	4,44,000	35,000	4,20,000	4,20,000	3,15,000	1,05,000	1,57,500
63	2	Cluster - 3 (Antagarh, Pakhanjore)	20,373	Municipal/Civil Engineer	1	1	Graduate	37,000	4,44,000	35,000	4,20,000	4,20,000	3,15,000	1,05,000	1,57,500
64	2	Cluster - 4 (Keshkal, Farasgaon)	20,905	Municipal/Civil Engineer	1	1	Graduate	37,000	4,44,000	35,000	4,20,000	4,20,000	3,15,000	1,05,000	1,57,500
65	2	Cluster - 5 (Kondagaon, Narayanpur)	63,632	Municipal/Civil Engineer	1	1	Graduate	37,000	4,44,000	35,000	4,20,000	4,20,000	3,15,000	1,05,000	1,57,500
66	2	Cluster - 6 (Dantewada, Bastar)	28,418	Municipal/Civil Engineer	1	1	Graduate	37,000	4,44,000	35,000	4,20,000	4,20,000	3,15,000	1,05,000	1,57,500
67	2	Cluster - 7 (Bade-Bacheli, Kirandul)	48,386	Municipal/Civil Engineer	1	1	Graduate	37,000	4,44,000	35,000	4,20,000	4,20,000	3,15,000	1,05,000	1,57,500
68	3	Cluster - 8 (Bijapur, Bhopalpatnam, Bhairamgarh)	35,520	Municipal/Civil Engineer	1	1	Graduate	37,000	4,44,000	35,000	4,20,000	4,20,000	3,15,000	1,05,000	1,57,500
69	2	Cluster - 9 (Sukma, Dornapal)	25,397	Municipal/Civil Engineer	1	1	Graduate	37,000	4,44,000	35,000	4,20,000	4,20,000	3,15,000	1,05,000	1,57,500
70	2	Cluster - 10 (Geedam, Barsur)	16,891	Municipal/Civil Engineer	1	1	Graduate	37,000	4,44,000	35,000	4,20,000	4,20,000	3,15,000	1,05,000	1,57,500
71	1	Cluster - 11 (Konta)	8,446	Municipal/Civil Engineer	1	1	Graduate	37,000	4,44,000	35,000	4,20,000	4,20,000	3,15,000	1,05,000	1,57,500
72	1	Cluster - 12 (Ratanpur)	29,563	Municipal/Civil Engineer	1	1	Graduate	37,000	4,44,000	35,000	4,20,000	4,20,000	3,15,000	1,05,000	1,57,500
73	2	Cluster - 13 (Mungeli, Lormi)	61,927	Municipal/Civil Engineer	1	1	Graduate	37,000	4,44,000	35,000	4,20,000	4,20,000	3,15,000	1,05,000	1,57,500
74	2	Cluster - 14 (Kharsiya, KirodimailNagar)	38,449	Municipal/Civil Engineer	1	1	Graduate	37,000	4,44,000	35,000	4,20,000	4,20,000	3,15,000	1,05,000	1,57,500
75	2	Cluster - 15 (Janjgir-Naila, Balauada)	65,029	Municipal/Civil Engineer	1	1	Graduate	37,000	4,44,000	35,000	4,20,000	4,20,000	3,15,000	1,05,000	1,57,500
76	2	Cluster - 16 (Champa, Saragaon)	62,966	Municipal/Civil Engineer	1	1	Graduate	37,000	4,44,000	35,000	4,20,000	4,20,000	3,15,000	1,05,000	1,57,500
77	3	Cluster - 17 (Sakti, Dabhra, Adbhar)	44,497	Municipal/Civil Engineer	1	1	Graduate	37,000	4,44,000	35,000	4,20,000	4,20,000	3,15,000	1,05,000	1,57,500
78	2	Cluster - 18 (Sarangarh, Chandrapur)	27,171	Municipal/Civil Engineer	1	1	Graduate	37,000	4,44,000	35,000	4,20,000	4,20,000	3,15,000	1,05,000	1,57,500
79	2	Cluster - 19 (Katghora, Chhurikala)	37,115	Municipal/Civil Engineer	1	1	Graduate	37,000	4,44,000	35,000	4,20,000	4,20,000	3,15,000	1,05,000	1,57,500
80	2	Cluster - 20 (Takhapur, Kota)	46,048	Municipal/Civil Engineer	1	1	Graduate	37,000	4,44,000	35,000	4,20,000	4,20,000	3,15,000	1,05,000	1,57,500
81	2	Cluster - 21 (Akaltara, Nawagarh)	36,996	Municipal/Civil Engineer	1	1	Graduate	37,000	4,44,000	35,000	4,20,000	4,20,000	3,15,000	1,05,000	1,57,500

*Grand P*

82	2	Cluster - 22 (Sargaon, Pathariya)	16,600	Municipal/Civil Engineer	1	1	Graduate	37,000	4,44,000	35,000	4,20,000	4,20,000	3,15,000	1,05,000	1,57,500
83	2	Cluster - 23 (Pendra, Gaurela)	38,742	Municipal/Civil Engineer	1	1	Graduate	37,000	4,44,000	35,000	4,20,000	4,20,000	3,15,000	1,05,000	1,57,500
84	3	Cluster - 24 (Bilha, Bodri, Malhar)	44,441	Municipal/Civil Engineer	1	1	Graduate	37,000	4,44,000	35,000	4,20,000	4,20,000	3,15,000	1,05,000	1,57,500
85	3	Cluster - 25 (Gharghoda, Lallunga, Dharamjaigarh)	38,421	Municipal/Civil Engineer	1	1	Graduate	37,000	4,44,000	35,000	4,20,000	4,20,000	3,15,000	1,05,000	1,57,500
86	3	Cluster - 26 (Pussore, Sariya, Baramkela)	20,725	Municipal/Civil Engineer	1	1	Graduate	37,000	4,44,000	35,000	4,20,000	4,20,000	3,15,000	1,05,000	1,57,500
87	2	Cluster - 27 (Jajipur, Nayabaradwar)	20,087	Municipal/Civil Engineer	1	1	Graduate	37,000	4,44,000	35,000	4,20,000	4,20,000	3,15,000	1,05,000	1,57,500
88	3	Cluster - 28 (Sheorinarayan, Rahod, Kharod)	31,272	Municipal/Civil Engineer	1	1	Graduate	37,000	4,44,000	35,000	4,20,000	4,20,000	3,15,000	1,05,000	1,57,500
89	2	Cluster - 29 (Deepika, Pali)	39,207	Municipal/Civil Engineer	1	1	Graduate	37,000	4,44,000	35,000	4,20,000	4,20,000	3,15,000	1,05,000	1,57,500
90	3	Cluster - 30 (Devkar, Parpodi, Dhamdha)	24,072	Municipal/Civil Engineer	1	1	Graduate	37,000	4,44,000	35,000	4,20,000	4,20,000	3,15,000	1,05,000	1,57,500
91	2	Cluster - 31 (Jamul, Ahlwara)	55,515	Municipal/Civil Engineer	1	1	Graduate	37,000	4,44,000	35,000	4,20,000	4,20,000	3,15,000	1,05,000	1,57,500
92	2	Cluster - 32 (Utai, Patan)	22,862	Municipal/Civil Engineer	1	1	Graduate	37,000	4,44,000	35,000	4,20,000	4,20,000	3,15,000	1,05,000	1,57,500
93	2	Cluster - 33 (Saja, Thankamharia)	16,356	Municipal/Civil Engineer	1	1	Graduate	37,000	4,44,000	35,000	4,20,000	4,20,000	3,15,000	1,05,000	1,57,500
94	2	Cluster - 34 (Bemetara, Berla)	40,441	Municipal/Civil Engineer	1	1	Graduate	37,000	4,44,000	35,000	4,20,000	4,20,000	3,15,000	1,05,000	1,57,500
95	2	Cluster - 35 (Nawagarh, Maro)	20,564	Municipal/Civil Engineer	1	1	Graduate	37,000	4,44,000	35,000	4,20,000	4,20,000	3,15,000	1,05,000	1,57,500
96	2	Cluster - 36 (Sahaspur-Lohara, Pipariya)	14,251	Municipal/Civil Engineer	1	1	Graduate	37,000	4,44,000	35,000	4,20,000	4,20,000	3,15,000	1,05,000	1,57,500
97	2	Cluster - 37 (Pandariya, Pandatarai)	27,808	Municipal/Civil Engineer	1	1	Graduate	37,000	4,44,000	35,000	4,20,000	4,20,000	3,15,000	1,05,000	1,57,500
98	2	Cluster - 38 (Kawardha, Bodla)	62,815	Municipal/Civil Engineer	1	1	Graduate	37,000	4,44,000	35,000	4,20,000	4,20,000	3,15,000	1,05,000	1,57,500
99	2	Cluster - 39 (Dongargarh, Chhuria)	50,257	Municipal/Civil Engineer	1	1	Graduate	37,000	4,44,000	35,000	4,20,000	4,20,000	3,15,000	1,05,000	1,57,500
100	2	Cluster - 40 (Dongargaon, Ambagarh-Chouki)	29,499	Municipal/Civil Engineer	1	1	Graduate	37,000	4,44,000	35,000	4,20,000	4,20,000	3,15,000	1,05,000	1,57,500
101	3	Cluster - 41 (Gandai, Chhui- khadan, Khairagarh)	51,523	Municipal/Civil Engineer	1	1	Graduate	37,000	4,44,000	35,000	4,20,000	4,20,000	3,15,000	1,05,000	1,57,500
102	2	Cluster - 42 (Gunderdehi, Arjunda)	16,158	Municipal/Civil Engineer	1	1	Graduate	37,000	4,44,000	35,000	4,20,000	4,20,000	3,15,000	1,05,000	1,57,500
103	3	Cluster - 43 (Balod, Daundi- Lohara, Gurur)	40,162	Municipal/Civil Engineer	1	1	Graduate	37,000	4,44,000	35,000	4,20,000	4,20,000	3,15,000	1,05,000	1,57,500
104	3	Cluster - 44 (Dallirajhara, Chikhakasa, Dondi)	70,278	Municipal/Civil Engineer	1	1	Graduate	37,000	4,44,000	35,000	4,20,000	4,20,000	3,15,000	1,05,000	1,57,500
105	1	Cluster - 45 (Kumhari)	42,053	Municipal/Civil Engineer	1	1	Graduate	37,000	4,44,000	35,000	4,20,000	4,20,000	3,15,000	1,05,000	1,57,500
106	2	Cluster - 46 (Mana- Camp, Abhanpur)	31,662	Municipal/Civil Engineer	1	1	Graduate	37,000	4,44,000	35,000	4,20,000	4,20,000	3,15,000	1,05,000	1,57,500

*Handwritten signature or initials*

107	2	Cluster - 47 (Aarang, Gobranawapara)	58,087	Municipal/Civil Engineer	1	1	Graduate	37,000	4,44,000	35,000	4,20,000	4,20,000	3,15,000	1,05,000	1,57,500
108	2	Cluster - 48 (Tilda- Newra, Kharora)	55,101	Municipal/Civil Engineer	1	1	Graduate	37,000	4,44,000	35,000	4,20,000	4,20,000	3,15,000	1,05,000	1,57,500
109	2	Cluster - 49 (Simga, Kurra)	29,860	Municipal/Civil Engineer	1	1	Graduate	37,000	4,44,000	35,000	4,20,000	4,20,000	3,15,000	1,05,000	1,57,500
110	2	Cluster - 50 (Kurud, Magarlod)	24,076	Municipal/Civil Engineer	1	1	Graduate	37,000	4,44,000	35,000	4,20,000	4,20,000	3,15,000	1,05,000	1,57,500
111	3	Cluster - 51 (Bhakhara, Aamdi, Nagari)	32,946	Municipal/Civil Engineer	1	1	Graduate	37,000	4,44,000	35,000	4,20,000	4,20,000	3,15,000	1,05,000	1,57,500
112	2	Cluster - 52 (Bhatapara, Palari)	79,324	Municipal/Civil Engineer	1	1	Graduate	37,000	4,44,000	35,000	4,20,000	4,20,000	3,15,000	1,05,000	1,57,500
113	2	Cluster - 53 (Balodabazar, Bhatgaon)	45,403	Municipal/Civil Engineer	1	1	Graduate	37,000	4,44,000	35,000	4,20,000	4,20,000	3,15,000	1,05,000	1,57,500
114	2	Cluster - 54 (Kasdol, Lawan)	27,666	Municipal/Civil Engineer	1	1	Graduate	37,000	4,44,000	35,000	4,20,000	4,20,000	3,15,000	1,05,000	1,57,500
115	2	Cluster - 55 (Tundra, Bilaigarh)	16,508	Municipal/Civil Engineer	1	1	Graduate	37,000	4,44,000	35,000	4,20,000	4,20,000	3,15,000	1,05,000	1,57,500
116	2	Cluster - 56 (Mahasamund, Bagbahara)	88,731	Municipal/Civil Engineer	1	1	Graduate	37,000	4,44,000	35,000	4,20,000	4,20,000	3,15,000	1,05,000	1,57,500
117	2	Cluster - 57 (Tungaoon, Pithora)	18,987	Municipal/Civil Engineer	1	1	Graduate	37,000	4,44,000	35,000	4,20,000	4,20,000	3,15,000	1,05,000	1,57,500
118	2	Cluster - 58 (Saraipali, Basna)	36,466	Municipal/Civil Engineer	1	1	Graduate	37,000	4,44,000	35,000	4,20,000	4,20,000	3,15,000	1,05,000	1,57,500
119	2	Cluster - 59 (Rajim, Fingeshwar)	28,610	Municipal/Civil Engineer	1	1	Graduate	37,000	4,44,000	35,000	4,20,000	4,20,000	3,15,000	1,05,000	1,57,500
120	2	Cluster - 60 (Gariaband, Chihura)	19,934	Municipal/Civil Engineer	1	1	Graduate	37,000	4,44,000	35,000	4,20,000	4,20,000	3,15,000	1,05,000	1,57,500
121	4	Cluster - 61 (Manendragarh, Nai-Ledri, Khongapani, Jhagrakhand)	76,182	Municipal/Civil Engineer	1	1	Graduate	37,000	4,44,000	35,000	4,20,000	4,20,000	3,15,000	1,05,000	1,57,500
122	2	Cluster - 62 (Baikunthpur, Shivpurcharcha)	62,334	Municipal/Civil Engineer	1	1	Graduate	37,000	4,44,000	35,000	4,20,000	4,20,000	3,15,000	1,05,000	1,57,500
123	1	Cluster - 63 (Sitapur)	11,233	Municipal/Civil Engineer	1	1	Graduate	37,000	4,44,000	35,000	4,20,000	4,20,000	3,15,000	1,05,000	1,57,500
124	2	Cluster - 64 (Pathalgaon, Kotba)	28,102	Municipal/Civil Engineer	1	1	Graduate	37,000	4,44,000	35,000	4,20,000	4,20,000	3,15,000	1,05,000	1,57,500
125	2	Cluster - 65 (Surajpur, Premnagar)	30,172	Municipal/Civil Engineer	1	1	Graduate	37,000	4,44,000	35,000	4,20,000	4,20,000	3,15,000	1,05,000	1,57,500
126	3	Cluster - 66 (Bhatgaon, Jarhi, Bishrampur)	34,759	Municipal/Civil Engineer	1	1	Graduate	37,000	4,44,000	35,000	4,20,000	4,20,000	3,15,000	1,05,000	1,57,500
127	2	Cluster - 67 (Pratappur, Wadranagar)	14,020	Municipal/Civil Engineer	1	1	Graduate	37,000	4,44,000	35,000	4,20,000	4,20,000	3,15,000	1,05,000	1,57,500
128	2	Cluster - 68 (Raipur, Kusumi)	14,744	Municipal/Civil Engineer	1	1	Graduate	37,000	4,44,000	35,000	4,20,000	4,20,000	3,15,000	1,05,000	1,57,500
129	2	Cluster - 69 (Kunkuri, Bagicha)	29,127	Municipal/Civil Engineer	1	1	Graduate	37,000	4,44,000	35,000	4,20,000	4,20,000	3,15,000	1,05,000	1,57,500
130	1	Cluster - 70 (Lakhanpur)	7,524	Municipal/Civil Engineer	1	1	Graduate	37,000	4,44,000	35,000	4,20,000	4,20,000	3,15,000	1,05,000	1,57,500
131	2	Cluster - 71 (Balrampur, Ramanujani)	19,819	Municipal/Civil Engineer	1	1	Graduate	37,000	4,44,000	35,000	4,20,000	4,20,000	3,15,000	1,05,000	1,57,500
132	1	Cluster - 72 (Jashpur-Nagar)	33,961	Municipal/Civil Engineer	1	1	Graduate	37,000	4,44,000	35,000	4,20,000	4,20,000	3,15,000	1,05,000	1,57,500

*Handwritten signature*

133	2	Cluster - 73 (Chandkhurai, Samoda)	11,319	Municipal/Civil Engineer	1	1	Graduate	35,000	4,20,000	35,000	4,20,000	4,20,000	3,15,000	1,05,000	1,57,500
134	2	Cluster - 74 (Mandir Hasaud, Amleshwar)	31,546	Municipal/Civil Engineer	1	1	Graduate	35,000	4,20,000	35,000	4,20,000	4,20,000	3,15,000	1,05,000	1,57,500
<b>Total</b>	<b>175</b>	<b>93</b>	<b>1,42,52,274</b>	<b>-</b>	<b>139</b>	<b>139</b>	<b>-</b>	<b>-</b>	<b>6,45,66,000</b>	<b>-</b>	<b>6,76,80,000</b>	<b>6,22,14,000</b>	<b>4,66,60,500</b>	<b>1,55,53,500</b>	<b>2,33,30,250</b> (Say 233.30 lakh)

Note: The salary proposed by the State beyond the ceiling prescribed under Capacity Building guidelines will be borne by the State itself.

Remaining unspent Central Assistance released for CLTCs for FY 2022-23 after adjustment of reimbursement of Central Assistance for SLTC for FY 2022-23, being adjusted against release of 1st installment of Central Assistance for CLTCs for FY 2023-24= Fund being released as 1st installment of Central Assistance for CLTCs for FY 2023-24 after adjustment of remaining unspent Central Assistance released for CLTCs for FY 2022-23=

Admissible Central Assistance for CLTCs for FY 2023-24= Rs. 233.30 lakh  
 Rs. 1.76 lakh  
 Rs. 231.54 lakh

*[Handwritten signature]*

## Form GFR 12 – C

[See Rule 239]

## Form of Utilisation Certificate (Towards Non-EBR)

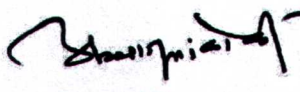
S. No.	Government of India Ministry of Housing and Urban Poverty Alleviation HFA Mission Directorate Letter No. and Date	Amount (Rs. In Cr.)	Certified that out of Rs. 4.6658 Cr. (Rs. Four Crore Sixty Six Lakh Fifty Eight Thousand) Grants-in-aid sanctioned during the year 2022-2023 in favour of Urban Administration and Development, Govt. of Chhattisgarh under the Ministry/ Department Letter no. given in the table in the margin, and Rs. Nil on account of unspent balance of the previous year, a sum of Rs 4.6484 Cr. (Rs. Four Crore Sixty Four Lakh Eighty Four Thousand) has been utilized for the purpose of Pradhan Mantari Awas Yojana (Urban)-Housing for All Project (SLTC & CLTC Remuneration) for which it was sanctioned and that the balance of Rs. 0.0174 Cr. (Rs. One lakh seventy-four thousand) remaining unutilised at the end of the year will be adjusted towards the Grants-in-aid payable during the next year.
1.	Govt. of India Ministry of Housing and Urban Affairs (HFA-V Division) New Delhi N-11011/564/2017/HFA-I SECTION-MHUPA (EO.-9022039) Dated-24-05-2022	2.5803	
2.	Govt. of India Ministry of Housing and Urban Affairs (HFA-V Division) New Delhi N-11011/564/2017/HFA-I SECTION-MHUPA (EO.-9022039) Dated-30-03-2023	2.0855	
	<b>Total</b>	<b>4.6658</b>	

1. Certified that I have satisfied myself that the conditions on which the grants-in-aid was sanctioned have been duly fulfilled/ are being fulfilled and that I have exercised the following checks to see that the money was actually utilized for the purpose for which it was sanctioned.
2. Physical progress of the projects, where Government of India grants have been utilised, is enclosed.

**Kinds of checks exercised**

1. Separate Account has been maintained for HFA-PMAY Fund.
2. Regular monitoring and review meeting at Respective ULB
3. Regular inspection has been done by Engineers of Respective ULB. PMC are appointed for monitoring for projects.

  
**Chief Executive Officer**  
 Cum Mission Director (PMAY-U)  
 State Urban Development Agency,  
 Nava Raipur Atal Nagar

  
**Special Secretary**  
 Govt. of Chhattisgarh  
 Urban Administration & Development Department,