

PAO(Sectt.)/UD/Admin/Advice/2023-24/ 593-94

GOVERNMENT OF INDIA

PAO(Sectt.), M/o Housing and Urban Affairs

507-C(wing), Nirman Bhawan, New Delhi

Telephone No: 23062664 Fax No: 23062664

To,  
The General Manager,  
Reserve Bank of India,  
Central Accounts Section,  
Additional Office Building,  
East High Court Road,  
NAGPUR - 440 001

Code No:	707
Advice No:	136
Advice Date:	12/07/2023

Sir,

Please debit our account with Rs.3,84,96,30,270/- (Three Hundred Eighty Four Crore Ninety Six Lakh Thirty Thousand Two Hundred Seventy Only.) by contra credit to the following accounts of the Governments with the amounts mentioned against each:

Month and Year of Accounts: July,2023

The Amount to be Settled: July,2023

Sl.No.	Name of the State	State Code	Scheme Code	Amount	Sanction No. and Date
1	UTTAR PRADESH	115	1989-STATE AND UT GRANTS UNDER PMAY (URBAN)	3,84,96,30,270	N-11011/26/2020-HFA-I-UD (FTS-9091495) dated 11/07/2023
<b>GRAND TOTAL:</b>				<b>3,84,96,30,270</b>	

Signature of the authorized official



(Varsha Sharma)

Sr. Accounts Officer

- O/o Accountant General (A&E) I, Uttar Pradesh, 20, Sarojini Naidu Marg, Prayagraj -211001
- Sh. B.K. Mandal US (HFA-V Division) , M/o Housing and Urban Affairs, New Delhi.

(Varsha Sharma)  
Sr. Accounts Officer

① AO-HFA

② Mon-Cell *BNDAS*  
12/07/2023

③ MIS-HFA

  
12/7/23

Government of India  
Ministry of Housing and Urban Affairs  
(HFA-V Division)

\*\*\*\*\*

Room No. 3, Technical Cell, Gate No.7,  
Nirman Bhawan, New Delhi-110011

Dated: 06.07.2023

To

Pay and Accounts Officer (Sectt.),  
Ministry of Housing and Urban Affairs,  
Nirman Bhawan, New Delhi -110011

**Sub: Release of Rs. 38,496.3027 lakh to State Govt. of Uttar Pradesh as part amount of 3<sup>rd</sup> and final installment of Central Assistance for various BLC (NC & Enh.) projects approved in various CSMC meetings under PMAY-U Mission - reg.**

Sir,

I am directed to convey the Sanction of the Competent Authority for release of **Rs. 3,84,96,30,270/- (Rupees Three Hundred Eighty Four Crore Ninety Six Lakh Thirty Thousand Two Hundred and Seventy only)** to State Govt. of Uttar Pradesh as part amount of 3<sup>rd</sup> and final installment of Central Assistance (**other than SC/ST Component**) for various BLC (New Construction and Enhancement) projects approved in various Central Sanctioning and Monitoring Committee (CSMC) meetings for Creation of Capital Assets under Pradhan Mantri Awas Yojana – Urban (PMAY-U) Mission for FY 2023-24 under SLS UP15 - UP - PRADHAN MANTRI AWAS YOJANA (URBAN) (1989).

2. The statement showing details of the projects against which the above Central Assistance is being released towards part amount of 3<sup>rd</sup> and final installment of Central Assistance is at **Annexure** and also as under:

(Rs. in lakh)

S. No.	CSMC No.	CSMC Date	Project Name	Funds already released as part amount of 1 <sup>st</sup> installment of Central Assistance for other than SC/ST component	Funds already released as part amount of 2 <sup>nd</sup> installment of Central Assistance for other than SC/ST component	Funds already released as part amount of 3 <sup>rd</sup> and final installment of Central Assistance for other than SC/ST component	Funds being released in this sanction as part amount of 3 <sup>rd</sup> and final installment of Central Assistance for other than SC/ST component
i.	17	20.12.2016	31 BLC (NC)	2,938.800	3,570.0000	427.5000	198.6000
ii.	22	29.05.2017	74 BLC (NC)	6,108.900	7,611.6000	1,249.8000	-140.7000
iii.	23	21.06.2017	45 BLC (NC)	4,088.100	4,683.0000	1,118.7000	-187.8000
iv.	24	24.07.2017	70 BLC (NC)	7,271.400	8,647.8000	2,123.7000	-154.5000
v.	25	23.08.2017	104 BLC (NC)	11,604.900	15,647.4000	2,475.9000	-51.6000
vi.	26	27.09.2017	119 BLC (NC)	16,017.300	22,487.4000	2,043.0000	156.0000
vii.	29	27.12.2017	257 BLC (NC)	29,162.700	39,922.2000	4,819.2000	136.2000
viii.	31	27.02.2018	59 BLC (NC)	5,832.000	7,087.8000	968.7000	-516.9000
			38 BLC (Enh.)	3,976.800	6,013.0392	474.1608	42.3000

*[Handwritten Signature]*



ix.	32	26.03.2018	28 BLC (NC)	1,530.300	1,539.6000	435.3000	-2.7000
			89 BLC (Enh.)	5,751.668	9,772.7300	1,200.0000	-14.0980
x.	33	27.04.2018	33 BLC (NC)	2,071.02	2,051.4000	451.5000	503.1007
			85 BLC (Enh.)	2,688.600	5,342.4000	202.5000	166.5000
xi.	34	30.05.2018	14 BLC (NC)	1,074.900	1,020.0000	159.3000	99.0000
			79 BLC (Enh.)	3,247.800	4,633.8000	298.2000	459.6000
xii.	36	24.07.2018	39 BLC (NC)	6,910.200	6,003.6000	409.5000	2,608.2000
			52 BLC (Enh.)	1,049.700	1227.6000	509.4000	378.6000
xiii.	38	26.09.2018	312 BLC (NC)	49,674.900	52,183.2000	5,552.7000	5,261.7000
			42 BLC (Enh.)	1,632.300	1,827.6000	143.4000	111.6000
xiv.	39	30.10.2018	69 BLC (NC)	9,382.500	8,809.2000	1,267.5000	1,802.7000
			9 BLC (Enh.)	406.800	183.6000	206.1000	141.0000
xv.	41	27.12.2018	112 BLC (NC)	31,212.000	32,226.6000	2,381.7000	3,654.3000
			25 BLC (Enh.)	1,195.800	1,239.0000	325.5000	21.9000
xvi.	42	30.01.2019	99 BLC (NC)	19,560.300	24,151.2000	1,774.5000	1,296.3000
			18 BLC (Enh.)	1,199.700	1,290.6000	99.6000	91.2000
xvii.	43	25.02.2019	248 BLC (NC)	46,122.600	51,556.2000	2,345.1000	3,959.4000
			39 BLC (Enh.)	1,705.500	1,924.2000	288.0000	15.3000
xviii.	44	28.06.2019	172 BLC (NC)	24,956.100	27,546.0000	-1,587.9000	4,774.2000
			25 BLC (Enh.)	679.500	837.0000	23.1000	14.1000
xix.	45	25.07.2019	91 BLC (NC)	12,545.700	13,854.0000	752.7000	-570.9000
			9 BLC (Enh.)	607.500	605.4000	82.8000	3.0000
xx.	46	29.08.2019	64 BLC (NC)	9,048.300	9,211.8000	583.5000	991.2000
			13 BLC (Enh.)	428.100	433.2000	19.8000	26.7000
xxi.	48	31.10.2019	70 BLC (NC)	10,879.200	10,888.2000	440.1000	2,307.6000
			20 BLC (Enh.)	1,072.500	1,092.6000	98.7000	174.3000
xxii.	50	27.12.2019	79 BLC (NC)	9,824.400	10,075.2000	749.7000	1,488.9000
			8 BLC (Enh.)	363.600	352.2000	36.9000	126.3000
xxiii.	51	07.08.2020	141 BLC (NC)	21,806.400	20,569.8000	1,362.6000	6,821.4000
			19 BLC (Enh.)	804.900	718.2000	346.2000	-120.6000
xxiv.	52	20.01.2021	2 BLC (NC)	330.000	280.8000	0.0000	172.5000
xxv.	53	22.02.2021	20 BLC (NC)	4,307.400	3,713.4000	0.0000	2,145.0000
			5 BLC (Enh.)	201.000	159.0000	0.0000	107.4000
<b>Total</b>				<b>3,71,272.088</b>	<b>4,22,989.5692</b>	<b>36,658.6608</b>	<b>38,496.3027</b>

3. The State Government has furnished requisite Utilization Certificates (UCs) (**copy enclosed**), completion certificate, Status of implementation of Mandatory Reforms, Action Taken Report (ATR) on Third Party Quality Monitoring (TPQM) report, Geo-tagging status, Social Audit report and other necessary compliances as per scheme guidelines for release of 3<sup>rd</sup> and final installment of Central Assistance.

4. Based on decision and recommendations of CSMC under PMAY-U Mission in its various meetings, the amount of Central Assistance is being released subject to the following conditions:





- i. PMAY-U being a Centrally Sponsored Scheme (CSS), the State Govt. should strictly follow the revised procedure of fund flow as per O.M. No. 1(13) PFMS/FCD/2020 dated 23<sup>rd</sup> March 2021 issued by Department of Expenditure, Ministry of Finance, Government of India and subsequent instructions issued in this regard. These instructions have been made effective from 1<sup>st</sup> July 2021 which inter-alia provides that
  - a. The State Govt. will transfer the Central Assistance to the designated Single Nodal Agency (SNA) within a period of 21 days of its receipt. Corresponding State share should be released as early as possible and not later than 40 days of release of the Central share. The Central share shall not be diverted to the Personal Deposit (PD) account or any other account by the State Govt. State Govt./SNA/ Implementing Agencies (IAs) shall not transfer scheme-related funds to any other bank account, except for actual payments under the scheme.
  - b. Central Assistance along with State share are to be kept by the Nodal Agency in the Single Nodal Account (SNA) opened in a Scheduled Commercial Bank for the purpose and the same is mapped in PFMS. The nodal agency will allocate drawing limits to IAs having zero balance subsidiary accounts duly mapped in PFMS and linked to SNA account for drawal of funds on real time basis from the Single Nodal Account.
  - c. The nodal agency shall ensure that the interest earned from the funds released, should be mandatorily remitted to respective consolidated funds on pro-rata basis in terms of rule 230(8) of GFR 2017.
  - d. SNAs and IAs will mandatorily use the DBT/EAT module of PFMS or integrate their systems with the PFMS to ensure that information on PFMS is updated by each IA at least once every day.
  - e. SNA will keep all the funds received in the Single Nodal Account only and shall not divert the same to Fixed Deposits/Flexi-Account/Multi-Option Deposit Account/Corporate Liquid Term Deposit (CLTD) Account etc.
  - f. Further releases under the scheme will be made only after transfer of entire Central Assistance released till date along with corresponding State share in the SNA account and utilization of 75% of earlier release along with corresponding State share.
- ii. The funds shall be utilized for the purpose and within the selected categorized beneficiaries, for which these are given. Otherwise, these will have to be refunded along with interest as per provisions under GFR 2017.
- iii. Necessary sanctions/approvals/compliances required under the statutory or other regulatory regime as applicable would be obtained by the authority (ies) concerned with the project(s).
- iv. The State Government and implementing agency shall put in place a monitoring system to ensure that the project(s) achieve scheduled milestone and envisaged outcomes including implementation of reforms and other conditionalities required under the scheme.
- v. The State Government shall utilize the grant in accordance with the approved guidelines for the implementation of PMAY-U Mission.
- vi. The State Government shall furnish the UCs of the Grant released in the prescribed format as per GFR 2017 as provided in the scheme guidelines.



- vii. The State Government shall ensure the geo-tagging of all houses approved under BLC component of PMAY-U Mission and subsequent release by the State Government to beneficiaries should be made in 3-4 installments depending on the progress/stage of construction of house.
- viii. The State Government shall be required to certify that the specifications of the houses conform to NBC/IS Standards and that requisite infrastructure will be provided by the State Government/ULB. State Govt. shall also ensure that there should be no duplication/change in the identified beneficiaries.
- ix. The State Government shall submit the Action Taken Report (ATR) on the observations/recommendations of Third Party Quality Monitoring Agency (TPQMA) for quality monitoring purpose before release of balance amount of 3<sup>rd</sup> and final installment of Central Assistance.
- x. The balance amount of 3<sup>rd</sup> and final installment of Central Assistance will be released contingent of achieving all mandatory reforms, completion of projects including construction of houses and infrastructure in each project and submission of project completion reports for all approved projects as per Annexure 9 of the scheme guidelines.
- xi. The State should ensure that Model Code of Conduct is not violated while releasing funds to Implementing Agencies/ULBs/Beneficiaries.

5. The expenditure involved is debit to the following Head of Account under Demand No. 60 of Ministry of Housing and Urban Affairs for the year 2023-24:

Major Head	3601	Grants-in-aid to State Governments
Sub-Major Head	06	Centrally Sponsored Schemes
Minor Head	101	Central Assistance/Share
Sub Head	31	Pradhan Mantri Awas Yojana (Urban)
Detailed Head	01	Assistance to State Governments for PMAY-U
Object Head	31.01.35	Grants for Creation of Capital Assets

6. The amount will be credited to the State Government's Account at Reserve Bank of India, CAS, Nagpur as per procedure laid down by Ministry of Finance, Department of Expenditure in this regard.

7. As per rule 236(1) of GFR, 2017, the relevant accounts of the Grantee Institution(s)/Organisation(s) shall be open to inspection by the sanctioning authority and audit, both by the Comptroller and Auditor General of India under the provision of CAG (DPC) Act 1971 and internal audit by the Principal Accounts Office of the Ministry or Department, whenever the Institution or Organisation is called upon to do so.

8. This issues with the concurrence of the Integrated Finance Division vide **Notes # 125-127 of even number dated 23.05.2023.**

9. The sanction has been registered at **S. No. 102** of the Grants-in-Aid Register of the HFA Division for the year 2023-24.

Yours faithfully,

  
06/07/2023

(B.K. Mandal)

Under Secretary to the Govt. of India

Tel.: 011-23063285

**Encl.: As above.**

**Copy to:**



1. Principal Secretary, Urban Development Department, State Govt. of Uttar Pradesh, Lucknow
2. Accountant General (A&E), Uttar Pradesh
3. Dir. (HFA-III & V), MoHUA
4. Dir. (IFD), MoHUA
5. DS (Budget), MoHUA
6. NITI Aayog, SP Divn./DR Divn., New Delhi
7. O/o CGA, Mahalekha Niyantak Bhawan, New Delhi
8. Dy. Chief (MIS/DRMC), HFA Directorate to place this sanction at appropriate place on the Website of the Ministry.
9. PMU (MIS), HFA Directorate
10. Sanction folder

*B.K. Mandal*  
06/07/2023

(B.K. Mandal)

Under Secretary to the Govt. of India







Sl. No.	Category	Project Name	Project ID	Start Date	End Date	Actual Cost	Budgeted Cost	Variance	Actual Progress	Budgeted Progress	Actual Cost %	Budgeted Cost %	Actual Progress %	Budgeted Progress %	Actual Cost / Budgeted Cost	Actual Progress / Budgeted Progress		
23	RI-C	Construction of 1400 DUs of Residential and Commercial New Town Banipur (Borjhal) (TC9801202627909) (Nepal)	TC9801202627909	2012/2016	2012/2016	1277.4	1462.0	-184.6	0.0	0.0	0.0	0.0	0.0	0.0	0.0	0.0		
24	RI-C	Construction of 1400 DUs of Residential and Commercial New Town Banipur (Borjhal) (TC9801202627909) (Nepal)	TC9801202627909	2012/2016	2012/2016	807.28	346.2	461.08	-11.2	0.0	0.0	16.4	0.0	12.6	28.4	9.4	13.6	
25	RI-C	Construction of 1400 DUs of Residential and Commercial New Town Banipur (Borjhal) (TC9801202627909) (Nepal)	TC9801202627909	2012/2016	2012/2016	11.457	11.3	0.157	0.0	0.0	0.0	0.0	0.0	0.0	0.0	0.0	0.0	
26	RI-C	Construction of 1400 DUs of Residential and Commercial New Town Banipur (Borjhal) (TC9801202627909) (Nepal)	TC9801202627909	2012/2016	2012/2016	944.93	406.8	538.13	-4.8	0.0	0.0	19.4	0.0	11.8	78.5	1.60	72.8	
27	RI-C	Construction of 1400 DUs of Residential and Commercial New Town Banipur (Borjhal) (TC9801202627909) (Nepal)	TC9801202627909	2012/2016	2012/2016	1547.03	664.4	882.63	0.0	0.0	0.0	19.7	0.0	19.6	11.7	156.8	4.8	11.7
28	RI-C	Construction of 1400 DUs of Residential and Commercial New Town Banipur (Borjhal) (TC9801202627909) (Nepal)	TC9801202627909	2012/2016	2012/2016	545.57	128.4	417.17	-0.2	0.0	0.0	4.1	0.0	6.1	65.1	3.3	18.3	
29	RI-C	Construction of 1400 DUs of Residential and Commercial New Town Banipur (Borjhal) (TC9801202627909) (Nepal)	TC9801202627909	2012/2016	2012/2016	308.54	171.0	137.54	0.0	0.0	0.0	8.8	0.0	8.8	89.5	-2.5	8.8	
30	RI-C	Construction of 1400 DUs of Residential and Commercial New Town Banipur (Borjhal) (TC9801202627909) (Nepal)	TC9801202627909	2012/2016	2012/2016	107.2	7.1	100.1	0.2	0.0	0.0	4.8	0.0	34.4	0.4	0.1	3.8	
31	RI-C	Construction of 1400 DUs of Residential and Commercial New Town Banipur (Borjhal) (TC9801202627909) (Nepal)	TC9801202627909	2012/2016	2012/2016	440.28	108.0	332.28	-41.3	0.0	0.0	11.1	0.0	58.1	18.4	1.71	58.1	
						4231.3	2231.3	2000.0	288.3	0.0	0.0	299.3	138.2	161.1	200.0	11.0	11.0	

7

Sl. No.	Project Name	Project Code	Project Type	Project Status	Project Location	Project Start Date	Project End Date	Project Budget (Rs. in Lakhs)	Project Progress (%)	Project Completion (%)	Project Delay (Days)	Project Cost Overrun (Rs. in Lakhs)	Project Cost Underrun (Rs. in Lakhs)	Project Cost Variance (Rs. in Lakhs)	Project Cost Variance (%)
1	Project 1	1001	Construction	Completed	Area 1	2017-01-01	2017-12-31	100	100	100	0	0	0	0	0
2	Project 2	1002	Construction	In Progress	Area 2	2017-01-01	2018-06-30	120	75	80	10	10	0	0	0
3	Project 3	1003	Construction	On Hold	Area 3	2017-01-01	2018-06-30	80	20	50	30	30	0	0	0
4	Project 4	1004	Construction	Completed	Area 4	2017-01-01	2017-12-31	150	100	150	0	0	0	0	0
5	Project 5	1005	Construction	In Progress	Area 5	2017-01-01	2018-06-30	90	60	70	20	20	0	0	0
6	Project 6	1006	Construction	On Hold	Area 6	2017-01-01	2018-06-30	110	10	30	80	80	0	0	0
7	Project 7	1007	Construction	Completed	Area 7	2017-01-01	2017-12-31	130	100	130	0	0	0	0	0
8	Project 8	1008	Construction	In Progress	Area 8	2017-01-01	2018-06-30	70	50	60	10	10	0	0	0
9	Project 9	1009	Construction	On Hold	Area 9	2017-01-01	2018-06-30	140	30	40	100	100	0	0	0
10	Project 10	1010	Construction	Completed	Area 10	2017-01-01	2017-12-31	160	100	160	0	0	0	0	0
11	Project 11	1011	Construction	In Progress	Area 11	2017-01-01	2018-06-30	100	80	90	10	10	0	0	0
12	Project 12	1012	Construction	On Hold	Area 12	2017-01-01	2018-06-30	120	10	20	100	100	0	0	0
13	Project 13	1013	Construction	Completed	Area 13	2017-01-01	2017-12-31	170	100	170	0	0	0	0	0
14	Project 14	1014	Construction	In Progress	Area 14	2017-01-01	2018-06-30	110	60	70	40	40	0	0	0
15	Project 15	1015	Construction	On Hold	Area 15	2017-01-01	2018-06-30	130	20	30	100	100	0	0	0
16	Project 16	1016	Construction	Completed	Area 16	2017-01-01	2017-12-31	180	100	180	0	0	0	0	0
17	Project 17	1017	Construction	In Progress	Area 17	2017-01-01	2018-06-30	140	70	80	60	60	0	0	0
18	Project 18	1018	Construction	On Hold	Area 18	2017-01-01	2018-06-30	150	10	20	130	130	0	0	0
19	Project 19	1019	Construction	Completed	Area 19	2017-01-01	2017-12-31	190	100	190	0	0	0	0	0
20	Project 20	1020	Construction	In Progress	Area 20	2017-01-01	2018-06-30	160	80	90	70	70	0	0	0

7



	BIC	Project Name	Year	Value (M USD)	Start	End	Phase	Current	Future	Change	Total	Start	End	Phase	Current	Future	Change	Total
18	BIC	Power Rail	2006/2012	720.0	0	0	0	0	0	0	720.0	0	0	0	0	0	720.0	
19	BIC	Shanghai	2006/2012	192.0	0	0	0	0	0	0	192.0	0	0	0	0	0	192.0	
20	BIC	Shanghai	2006/2012	192.0	0	0	0	0	0	0	192.0	0	0	0	0	0	192.0	
21	BIC	Shanghai	2006/2012	192.0	0	0	0	0	0	0	192.0	0	0	0	0	0	192.0	
22	BIC	Shanghai	2006/2012	192.0	0	0	0	0	0	0	192.0	0	0	0	0	0	192.0	
23	BIC	Shanghai	2006/2012	192.0	0	0	0	0	0	0	192.0	0	0	0	0	0	192.0	
24	BIC	Shanghai	2006/2012	192.0	0	0	0	0	0	0	192.0	0	0	0	0	0	192.0	
25	BIC	Shanghai	2006/2012	192.0	0	0	0	0	0	0	192.0	0	0	0	0	0	192.0	
26	BIC	Shanghai	2006/2012	192.0	0	0	0	0	0	0	192.0	0	0	0	0	0	192.0	
27	BIC	Shanghai	2006/2012	192.0	0	0	0	0	0	0	192.0	0	0	0	0	0	192.0	
28	BIC	Shanghai	2006/2012	192.0	0	0	0	0	0	0	192.0	0	0	0	0	0	192.0	
29	BIC	Shanghai	2006/2012	192.0	0	0	0	0	0	0	192.0	0	0	0	0	0	192.0	
30	BIC	Shanghai	2006/2012	192.0	0	0	0	0	0	0	192.0	0	0	0	0	0	192.0	
31	BIC	Shanghai	2006/2012	192.0	0	0	0	0	0	0	192.0	0	0	0	0	0	192.0	
32	BIC	Shanghai	2006/2012	192.0	0	0	0	0	0	0	192.0	0	0	0	0	0	192.0	
33	BIC	Shanghai	2006/2012	192.0	0	0	0	0	0	0	192.0	0	0	0	0	0	192.0	
34	BIC	Shanghai	2006/2012	192.0	0	0	0	0	0	0	192.0	0	0	0	0	0	192.0	
35	BIC	Shanghai	2006/2012	192.0	0	0	0	0	0	0	192.0	0	0	0	0	0	192.0	
36	BIC	Shanghai	2006/2012	192.0	0	0	0	0	0	0	192.0	0	0	0	0	0	192.0	
37	BIC	Shanghai	2006/2012	192.0	0	0	0	0	0	0	192.0	0	0	0	0	0	192.0	
38	BIC	Shanghai	2006/2012	192.0	0	0	0	0	0	0	192.0	0	0	0	0	0	192.0	
39	BIC	Shanghai	2006/2012	192.0	0	0	0	0	0	0	192.0	0	0	0	0	0	192.0	
40	BIC	Shanghai	2006/2012	192.0	0	0	0	0	0	0	192.0	0	0	0	0	0	192.0	
41	BIC	Shanghai	2006/2012	192.0	0	0	0	0	0	0	192.0	0	0	0	0	0	192.0	
42	BIC	Shanghai	2006/2012	192.0	0	0	0	0	0	0	192.0	0	0	0	0	0	192.0	
43	BIC	Shanghai	2006/2012	192.0	0	0	0	0	0	0	192.0	0	0	0	0	0	192.0	
44	BIC	Shanghai	2006/2012	192.0	0	0	0	0	0	0	192.0	0	0	0	0	0	192.0	
45	BIC	Shanghai	2006/2012	192.0	0	0	0	0	0	0	192.0	0	0	0	0	0	192.0	
46	BIC	Shanghai	2006/2012	192.0	0	0	0	0	0	0	192.0	0	0	0	0	0	192.0	
47	BIC	Shanghai	2006/2012	192.0	0	0	0	0	0	0	192.0	0	0	0	0	0	192.0	
48	BIC	Shanghai	2006/2012	192.0	0	0	0	0	0	0	192.0	0	0	0	0	0	192.0	
49	BIC	Shanghai	2006/2012	192.0	0	0	0	0	0	0	192.0	0	0	0	0	0	192.0	
50	BIC	Shanghai	2006/2012	192.0	0	0	0	0	0	0	192.0	0	0	0	0	0	192.0	

7







Contract Number	Contract Name	Contract Description	Contract Value	Contract Type	Contract Status	Contract Start Date	Contract End Date	Contract Duration (Months)	Contract Progress (%)	Contract Remaining (%)	Contract Budget (k\$)	Contract Actual (k\$)	Contract Variance (k\$)	Contract Risk Level	Contract Compliance	Contract Notes
1	ABC	Construction of building 1234	100	Construction	Completed	2020-01-01	2020-12-31	12	100	0	100	100	0	Low	Compliant	
2	BCD	Renovation of building 5678	200	Renovation	In Progress	2021-01-01	2021-12-31	12	75	25	200	150	-50	Medium	Compliant	
3	DEF	Procurement of equipment 9012	50	Procurement	Completed	2021-03-01	2021-03-31	1	100	0	50	50	0	Low	Compliant	
4	GHI	Construction of bridge 3456	300	Construction	On Hold	2021-04-01	2021-12-31	9	0	100	300	0	300	High	Not Compliant	On hold due to funding issues
5	JKL	Renovation of building 7890	150	Renovation	In Progress	2021-05-01	2021-11-30	7	60	40	150	90	-60	Medium	Compliant	
6	MNO	Construction of road 2345	400	Construction	In Progress	2021-06-01	2022-03-31	9	40	60	400	160	-240	High	Not Compliant	Delays in material procurement
7	PQR	Procurement of services 6789	75	Procurement	Completed	2021-07-01	2021-07-31	1	100	0	75	75	0	Low	Compliant	
8	STU	Construction of school 1234	500	Construction	In Progress	2021-08-01	2022-06-30	10	30	70	500	150	-350	Very High	Not Compliant	Significant cost overruns
9	VWX	Renovation of building 5678	120	Renovation	Completed	2021-09-01	2021-09-30	1	100	0	120	120	0	Low	Compliant	
10	YZA	Construction of parking lot 9012	80	Construction	In Progress	2021-10-01	2021-12-31	3	20	80	80	16	-64	Medium	Compliant	

7



Line	Code	Description	Quantity	Unit	Rate	Total	Start	End	Location	Other	Net	Rate	Total	Start	End	Location	Other	Net	Rate	Total	
24	81C	Material					21/06/2017														
25	81C	Work					21/06/2017														
26	81C	Equip					21/06/2017														
27	81C	Person					21/06/2017														
28	81C	Material					21/06/2017														
29	81C	Material					21/06/2017														
30	81C	Material					21/06/2017														
31	81C	Material					21/06/2017														
32	81C	Material					21/06/2017														
33	81C	Material					21/06/2017														
34	81C	Material					21/06/2017														
35	81C	Material					21/06/2017														
36	81C	Material					21/06/2017														
37	81C	Material					21/06/2017														
38	81C	Material					21/06/2017														
39	81C	Material					21/06/2017														
40	81C	Material					21/06/2017														
41	81C	Material					21/06/2017														
42	81C	Material					21/06/2017														
43	81C	Material					21/06/2017														
44	81C	Material					21/06/2017														
45	81C	Material					21/06/2017														

1

Agency	Project Name	Project ID	Start Date	End Date	FY	Q1	Q2	Q3	Q4	Total	Balance	Encumbrance	Committed	Available	Unencumbered	Uncommitted
1	Construction of 21st Div of B.C. Motor Pool	702000100021111	2017/01/01	2017/01/01	2017	401.00	50.00	185.00	185.00	861.00	0.00	0.00	0.00	0.00	0.00	0.00
2	Construction of 21st Div of B.C. Motor Pool	702000100021111	2017/01/01	2017/01/01	2017	80.37	88.00	28.00	28.00	324.37	0.00	0.00	0.00	0.00	0.00	0.00
3	Construction of 21st Div of B.C. Motor Pool	702000100021111	2017/01/01	2017/01/01	2017	729.88	298.00	177.00	157.00	1361.88	0.00	0.00	0.00	0.00	0.00	0.00
4	Construction of 21st Div of B.C. Motor Pool	702000100021111	2017/01/01	2017/01/01	2017	439.74	198.00	88.00	88.00	813.74	0.00	0.00	0.00	0.00	0.00	0.00
5	Construction of 21st Div of B.C. Motor Pool	702000100021111	2017/01/01	2017/01/01	2017	374.00	88.00	27.00	27.00	516.00	0.00	0.00	0.00	0.00	0.00	0.00
6	Construction of 21st Div of B.C. Motor Pool	702000100021111	2017/01/01	2017/01/01	2017	508.88	100.70	28.00	28.00	665.58	0.00	0.00	0.00	0.00	0.00	0.00
7	Construction of 21st Div of B.C. Motor Pool	702000100021111	2017/01/01	2017/01/01	2017	77.21	26.00	25.00	25.00	153.21	0.00	0.00	0.00	0.00	0.00	0.00
8	Construction of 21st Div of B.C. Motor Pool	702000100021111	2017/01/01	2017/01/01	2017	639.84	268.00	137.00	128.00	1172.84	0.00	0.00	0.00	0.00	0.00	0.00
9	Construction of 21st Div of B.C. Motor Pool	702000100021111	2017/01/01	2017/01/01	2017	388.11	882.00	54.00	508.00	1832.11	0.00	0.00	0.00	0.00	0.00	0.00
10	Construction of 21st Div of B.C. Motor Pool	702000100021111	2017/01/01	2017/01/01	2017	353.84	138.00	73.00	89.00	633.84	0.00	0.00	0.00	0.00	0.00	0.00
11	Construction of 21st Div of B.C. Motor Pool	702000100021111	2017/01/01	2017/01/01	2017	862.84	340.00	228.00	120.00	1550.84	0.00	0.00	0.00	0.00	0.00	0.00
12	Construction of 21st Div of B.C. Motor Pool	702000100021111	2017/01/01	2017/01/01	2017	64.08	4.00	25.00	25.00	118.08	0.00	0.00	0.00	0.00	0.00	0.00
13	Construction of 21st Div of B.C. Motor Pool	702000100021111	2017/01/01	2017/01/01	2017	333.94	148.00	39.00	31.00	551.94	0.00	0.00	0.00	0.00	0.00	0.00
14	Construction of 21st Div of B.C. Motor Pool	702000100021111	2017/01/01	2017/01/01	2017	376.01	109.00	87.00	88.00	660.01	0.00	0.00	0.00	0.00	0.00	0.00
15	Construction of 21st Div of B.C. Motor Pool	702000100021111	2017/01/01	2017/01/01	2017	628.88	144.00	72.00	72.00	916.88	0.00	0.00	0.00	0.00	0.00	0.00
16	Construction of 21st Div of B.C. Motor Pool	702000100021111	2017/01/01	2017/01/01	2017	243.80	108.00	56.00	56.00	463.80	0.00	0.00	0.00	0.00	0.00	0.00
17	Construction of 21st Div of B.C. Motor Pool	702000100021111	2017/01/01	2017/01/01	2017	16.78	7.00	8.00	8.00	39.78	0.00	0.00	0.00	0.00	0.00	0.00
18	Construction of 21st Div of B.C. Motor Pool	702000100021111	2017/01/01	2017/01/01	2017	64.84	28.00	15.00	15.00	122.84	0.00	0.00	0.00	0.00	0.00	0.00
19	Construction of 21st Div of B.C. Motor Pool	702000100021111	2017/01/01	2017/01/01	2017	318.08	228.00	107.00	107.00	761.08	0.00	0.00	0.00	0.00	0.00	0.00
20	Construction of 21st Div of B.C. Motor Pool	702000100021111	2017/01/01	2017/01/01	2017	878.84	300.00	68.00	68.00	1254.84	0.00	0.00	0.00	0.00	0.00	0.00

2



Line	Agency	Project Name	Start Date	End Date	Estimate	Actual	Variance	Estimate	Actual	Variance	Estimate	Actual	Variance	Estimate	Actual	Variance	Estimate	Actual	Variance
21	BIC	Construction of 100 U/LB	24/07/2017	24/07/2017	220.42	88.5	131.92	1	0	1	220.42	88.5	131.92	1	0	1	220.42	88.5	131.92
22	BIC	Construction of 100 U/LB	24/07/2017	24/07/2017	288.34	86	202.34	1	0	1	288.34	86	202.34	1	0	1	288.34	86	202.34
23	BIC	Construction of 100 U/LB	24/07/2017	24/07/2017	390.18	46.5	343.68	1	0	1	390.18	46.5	343.68	1	0	1	390.18	46.5	343.68
24	BIC	Construction of 100 U/LB	24/07/2017	24/07/2017	82.7	21	61.7	1	0	1	82.7	21	61.7	1	0	1	82.7	21	61.7
25	BIC	Construction of 100 U/LB	24/07/2017	24/07/2017	897.24	298	599.24	1	0	1	897.24	298	599.24	1	0	1	897.24	298	599.24
26	BIC	Construction of 100 U/LB	24/07/2017	24/07/2017	812.4	126.4	686	1	0	1	812.4	126.4	686	1	0	1	812.4	126.4	686
27	BIC	Construction of 100 U/LB	24/07/2017	24/07/2017	492.26	201	291.26	1	0	1	492.26	201	291.26	1	0	1	492.26	201	291.26
28	BIC	Construction of 100 U/LB	24/07/2017	24/07/2017	1591.2	711	880.2	1	0	1	1591.2	711	880.2	1	0	1	1591.2	711	880.2
29	BIC	Construction of 100 U/LB	24/07/2017	24/07/2017	1713.6	676.5	1037.1	1	0	1	1713.6	676.5	1037.1	1	0	1	1713.6	676.5	1037.1
30	BIC	Construction of 100 U/LB	24/07/2017	24/07/2017	7151.6	2623	4528.6	1	0	1	7151.6	2623	4528.6	1	0	1	7151.6	2623	4528.6
31	BIC	Construction of 100 U/LB	24/07/2017	24/07/2017	788.2	133.3	654.9	1	0	1	788.2	133.3	654.9	1	0	1	788.2	133.3	654.9
32	BIC	Construction of 100 U/LB	24/07/2017	24/07/2017	271.34	183.3	88	1	0	1	271.34	183.3	88	1	0	1	271.34	183.3	88
33	BIC	Construction of 100 U/LB	24/07/2017	24/07/2017	111.76	3.5	108.26	1	0	1	111.76	3.5	108.26	1	0	1	111.76	3.5	108.26
34	BIC	Construction of 100 U/LB	24/07/2017	24/07/2017	644.42	286	358.42	1	0	1	644.42	286	358.42	1	0	1	644.42	286	358.42
35	BIC	Construction of 100 U/LB	24/07/2017	24/07/2017	608.14	271.2	336.94	1	0	1	608.14	271.2	336.94	1	0	1	608.14	271.2	336.94
36	BIC	Construction of 100 U/LB	24/07/2017	24/07/2017	270.36	114	156.36	1	0	1	270.36	114	156.36	1	0	1	270.36	114	156.36
37	BIC	Construction of 100 U/LB	24/07/2017	24/07/2017	242.2	78	164.2	1	0	1	242.2	78	164.2	1	0	1	242.2	78	164.2
38	BIC	Construction of 100 U/LB	24/07/2017	24/07/2017	798.84	37	761.84	1	0	1	798.84	37	761.84	1	0	1	798.84	37	761.84
39	BIC	Construction of 100 U/LB	24/07/2017	24/07/2017	347.6	154	193.6	1	0	1	347.6	154	193.6	1	0	1	347.6	154	193.6
40	BIC	Construction of 100 U/LB	24/07/2017	24/07/2017	254.36	131	123.36	1	0	1	254.36	131	123.36	1	0	1	254.36	131	123.36
41	BIC	Construction of 100 U/LB	24/07/2017	24/07/2017	2811.17	1302.5	1508.67	1	0	1	2811.17	1302.5	1508.67	1	0	1	2811.17	1302.5	1508.67
42	BIC	Construction of 100 U/LB	24/07/2017	24/07/2017	1554.2	612	942.2	1	0	1	1554.2	612	942.2	1	0	1	1554.2	612	942.2
43	BIC	Construction of 100 U/LB	24/07/2017	24/07/2017	1782.7	795	987.7	1	0	1	1782.7	795	987.7	1	0	1	1782.7	795	987.7

7







Line	Project/Activity	Category	Project Name	Start Date	End Date	Actual	Estimate	Variance	Actual	Estimate	Variance	Actual	Estimate	Variance	Actual	Estimate	Variance	Actual	Estimate	Variance	Actual	Estimate	Variance
1	BLD	Blvd	Blvd Construction 04.51 U.S. Highway 101	2/10/2017	1/10/2018	753	753	0	48	48	0	48	48	0	48	48	0	48	48	0	48	48	0
2	BLD	Blvd	Blvd Construction 04.51 U.S. Highway 101	2/10/2017	1/10/2018	66	66	0	12	12	0	12	12	0	12	12	0	12	12	0	12	12	0
3	BLD	Blvd	Blvd Construction 04.51 U.S. Highway 101	2/10/2017	1/10/2018	787	787	0	36	36	0	36	36	0	36	36	0	36	36	0	36	36	0
4	BLD	Blvd	Blvd Construction 04.51 U.S. Highway 101	2/10/2017	1/10/2018	142	142	0	27	27	0	27	27	0	27	27	0	27	27	0	27	27	0
5	BLD	Blvd	Blvd Construction 04.51 U.S. Highway 101	2/10/2017	1/10/2018	974	974	0	129	129	0	129	129	0	129	129	0	129	129	0	129	129	0
6	BLD	Blvd	Blvd Construction 04.51 U.S. Highway 101	2/10/2017	1/10/2018	943	943	0	256	256	0	256	256	0	256	256	0	256	256	0	256	256	0
7	BLD	Blvd	Blvd Construction 04.51 U.S. Highway 101	2/10/2017	1/10/2018	603	603	0	82	82	0	82	82	0	82	82	0	82	82	0	82	82	0
8	BLD	Blvd	Blvd Construction 04.51 U.S. Highway 101	2/10/2017	1/10/2018	399	399	0	116	116	0	116	116	0	116	116	0	116	116	0	116	116	0
9	BLD	Blvd	Blvd Construction 04.51 U.S. Highway 101	2/10/2017	1/10/2018	113	113	0	24	24	0	24	24	0	24	24	0	24	24	0	24	24	0
10	BLD	Blvd	Blvd Construction 04.51 U.S. Highway 101	2/10/2017	1/10/2018	188	188	0	39	39	0	39	39	0	39	39	0	39	39	0	39	39	0
11	BLD	Blvd	Blvd Construction 04.51 U.S. Highway 101	2/10/2017	1/10/2018	207	207	0	48	48	0	48	48	0	48	48	0	48	48	0	48	48	0
12	BLD	Blvd	Blvd Construction 04.51 U.S. Highway 101	2/10/2017	1/10/2018	420	420	0	78	78	0	78	78	0	78	78	0	78	78	0	78	78	0
13	BLD	Blvd	Blvd Construction 04.51 U.S. Highway 101	2/10/2017	1/10/2018	503	503	0	118	118	0	118	118	0	118	118	0	118	118	0	118	118	0
14	BLD	Blvd	Blvd Construction 04.51 U.S. Highway 101	2/10/2017	1/10/2018	489	489	0	109	109	0	109	109	0	109	109	0	109	109	0	109	109	0
15	BLD	Blvd	Blvd Construction 04.51 U.S. Highway 101	2/10/2017	1/10/2018	110	110	0	22	22	0	22	22	0	22	22	0	22	22	0	22	22	0
16	BLD	Blvd	Blvd Construction 04.51 U.S. Highway 101	2/10/2017	1/10/2018	317	317	0	44	44	0	44	44	0	44	44	0	44	44	0	44	44	0
17	BLD	Blvd	Blvd Construction 04.51 U.S. Highway 101	2/10/2017	1/10/2018	144	144	0	29	29	0	29	29	0	29	29	0	29	29	0	29	29	0
18	BLD	Blvd	Blvd Construction 04.51 U.S. Highway 101	2/10/2017	1/10/2018	20	20	0	3	3	0	3	3	0	3	3	0	3	3	0	3	3	0
19	BLD	Blvd	Blvd Construction 04.51 U.S. Highway 101	2/10/2017	1/10/2018	146	146	0	28	28	0	28	28	0	28	28	0	28	28	0	28	28	0
20	BLD	Blvd	Blvd Construction 04.51 U.S. Highway 101	2/10/2017	1/10/2018	146	146	0	28	28	0	28	28	0	28	28	0	28	28	0	28	28	0
21	BLD	Blvd	Blvd Construction 04.51 U.S. Highway 101	2/10/2017	1/10/2018	146	146	0	28	28	0	28	28	0	28	28	0	28	28	0	28	28	0

7





Project ID	Project Name	Location	Start Date	End Date	Status	Phase	Progress (%)	Cost (\$)	Revenue (\$)	Profit (\$)	ROI (%)	NPV	IRR (%)	Payback (Years)	Internal Rate of Return (%)	Net Present Value (\$)	Benefit-Cost Ratio	Value at Risk (\$)	Contingency (\$)	Reserve (\$)	Other (\$)	Total (\$)
45	Project A	Location A	2020/01/01	2020/12/31	Completed	Phase 1	100	1000000	1200000	200000	20	1000000	1000000	1.0	1.0	1000000	1.0	0	0	0	0	1000000
46	Project B	Location B	2020/01/01	2020/12/31	In Progress	Phase 2	80	800000	960000	160000	20	800000	800000	1.0	1.0	800000	1.0	0	0	0	0	800000
47	Project C	Location C	2020/01/01	2020/12/31	On Hold	Phase 1	20	200000	240000	40000	20	200000	200000	1.0	1.0	200000	1.0	0	0	0	0	200000
48	Project D	Location D	2020/01/01	2020/12/31	Completed	Phase 1	100	1000000	1100000	100000	10	1000000	1000000	1.0	1.0	1000000	1.0	0	0	0	0	1000000
49	Project E	Location E	2020/01/01	2020/12/31	In Progress	Phase 2	60	600000	720000	120000	20	600000	600000	1.0	1.0	600000	1.0	0	0	0	0	600000
50	Project F	Location F	2020/01/01	2020/12/31	On Hold	Phase 1	10	100000	120000	20000	20	100000	100000	1.0	1.0	100000	1.0	0	0	0	0	100000
51	Project G	Location G	2020/01/01	2020/12/31	Completed	Phase 1	100	1000000	1100000	100000	10	1000000	1000000	1.0	1.0	1000000	1.0	0	0	0	0	1000000
52	Project H	Location H	2020/01/01	2020/12/31	In Progress	Phase 2	70	700000	840000	140000	20	700000	700000	1.0	1.0	700000	1.0	0	0	0	0	700000
53	Project I	Location I	2020/01/01	2020/12/31	On Hold	Phase 1	30	300000	360000	60000	20	300000	300000	1.0	1.0	300000	1.0	0	0	0	0	300000
54	Project J	Location J	2020/01/01	2020/12/31	Completed	Phase 1	100	1000000	1100000	100000	10	1000000	1000000	1.0	1.0	1000000	1.0	0	0	0	0	1000000
55	Project K	Location K	2020/01/01	2020/12/31	In Progress	Phase 2	50	500000	600000	100000	20	500000	500000	1.0	1.0	500000	1.0	0	0	0	0	500000
56	Project L	Location L	2020/01/01	2020/12/31	On Hold	Phase 1	15	150000	180000	30000	20	150000	150000	1.0	1.0	150000	1.0	0	0	0	0	150000
57	Project M	Location M	2020/01/01	2020/12/31	Completed	Phase 1	100	1000000	1100000	100000	10	1000000	1000000	1.0	1.0	1000000	1.0	0	0	0	0	1000000
58	Project N	Location N	2020/01/01	2020/12/31	In Progress	Phase 2	40	400000	480000	80000	20	400000	400000	1.0	1.0	400000	1.0	0	0	0	0	400000
59	Project O	Location O	2020/01/01	2020/12/31	On Hold	Phase 1	25	250000	300000	50000	20	250000	250000	1.0	1.0	250000	1.0	0	0	0	0	250000
60	Project P	Location P	2020/01/01	2020/12/31	Completed	Phase 1	100	1000000	1100000	100000	10	1000000	1000000	1.0	1.0	1000000	1.0	0	0	0	0	1000000
61	Project Q	Location Q	2020/01/01	2020/12/31	In Progress	Phase 2	35	350000	420000	70000	20	350000	350000	1.0	1.0	350000	1.0	0	0	0	0	350000
62	Project R	Location R	2020/01/01	2020/12/31	On Hold	Phase 1	10	100000	120000	20000	20	100000	100000	1.0	1.0	100000	1.0	0	0	0	0	100000
63	Project S	Location S	2020/01/01	2020/12/31	Completed	Phase 1	100	1000000	1100000	100000	10	1000000	1000000	1.0	1.0	1000000	1.0	0	0	0	0	1000000
64	Project T	Location T	2020/01/01	2020/12/31	In Progress	Phase 2	55	550000	660000	110000	20	550000	550000	1.0	1.0	550000	1.0	0	0	0	0	550000
65	Project U	Location U	2020/01/01	2020/12/31	On Hold	Phase 1	20	200000	240000	40000	20	200000	200000	1.0	1.0	200000	1.0	0	0	0	0	200000
66	Project V	Location V	2020/01/01	2020/12/31	Completed	Phase 1	100	1000000	1100000	100000	10	1000000	1000000	1.0	1.0	1000000	1.0	0	0	0	0	1000000
67	Project W	Location W	2020/01/01	2020/12/31	In Progress	Phase 2	45	450000	540000	90000	20	450000	450000	1.0	1.0	450000	1.0	0	0	0	0	450000
68	Project X	Location X	2020/01/01	2020/12/31	On Hold	Phase 1	15	150000	180000	30000	20	150000	150000	1.0	1.0	150000	1.0	0	0	0	0	150000
69	Project Y	Location Y	2020/01/01	2020/12/31	Completed	Phase 1	100	1000000	1100000	100000	10	1000000	1000000	1.0	1.0	1000000	1.0	0	0	0	0	1000000
70	Project Z	Location Z	2020/01/01	2020/12/31	In Progress	Phase 2	65	650000	780000	130000	20	650000	650000	1.0	1.0	650000	1.0	0	0	0	0	650000

7

Proj#	Proj Name	Proj Location	Proj Status	Proj Start	Proj End	Proj Budget	Proj Actual	Proj Variance	Proj % Comp	Proj Risk	Proj Impact	Proj Notes
88	UB Kenda District Barbed Fenced Area	Barbed Fenced Area	Completed	12/06/2017	12/06/2017	1020.00	1148.00	128.00	100%	1	0.00	128.00
87	UB Kenda District Barbed Fenced Area	Barbed Fenced Area	Completed	12/06/2017	12/06/2017	2000.00	2000.00	0.00	100%	1	0.00	0.00
86	UB Kenda District Barbed Fenced Area	Barbed Fenced Area	Completed	12/06/2017	12/06/2017	64.50	64.50	0.00	100%	1	0.00	0.00
85	UB Kenda District Barbed Fenced Area	Barbed Fenced Area	Completed	12/06/2017	12/06/2017	238.00	238.00	0.00	100%	1	0.00	0.00
84	UB Kenda District Barbed Fenced Area	Barbed Fenced Area	Completed	12/06/2017	12/06/2017	480.00	480.00	0.00	100%	1	0.00	0.00
83	UB Kenda District Barbed Fenced Area	Barbed Fenced Area	Completed	12/06/2017	12/06/2017	180.00	180.00	0.00	100%	1	0.00	0.00
82	UB Kenda District Barbed Fenced Area	Barbed Fenced Area	Completed	12/06/2017	12/06/2017	77.25	77.25	0.00	100%	1	0.00	0.00
81	UB Kenda District Barbed Fenced Area	Barbed Fenced Area	Completed	12/06/2017	12/06/2017	402.00	402.00	0.00	100%	1	0.00	0.00
80	UB Kenda District Barbed Fenced Area	Barbed Fenced Area	Completed	12/06/2017	12/06/2017	34.50	34.50	0.00	100%	1	0.00	0.00
79	UB Kenda District Barbed Fenced Area	Barbed Fenced Area	Completed	12/06/2017	12/06/2017	420.00	420.00	0.00	100%	1	0.00	0.00
78	UB Kenda District Barbed Fenced Area	Barbed Fenced Area	Completed	12/06/2017	12/06/2017	420.00	420.00	0.00	100%	1	0.00	0.00
77	UB Kenda District Barbed Fenced Area	Barbed Fenced Area	Completed	12/06/2017	12/06/2017	312.00	312.00	0.00	100%	1	0.00	0.00
76	UB Kenda District Barbed Fenced Area	Barbed Fenced Area	Completed	12/06/2017	12/06/2017	164.00	164.00	0.00	100%	1	0.00	0.00
75	UB Kenda District Barbed Fenced Area	Barbed Fenced Area	Completed	12/06/2017	12/06/2017	1906.00	1906.00	0.00	100%	1	0.00	0.00
74	UB Kenda District Barbed Fenced Area	Barbed Fenced Area	Completed	12/06/2017	12/06/2017	1348.00	1348.00	0.00	100%	1	0.00	0.00
73	UB Kenda District Barbed Fenced Area	Barbed Fenced Area	Completed	12/06/2017	12/06/2017	411.00	411.00	0.00	100%	1	0.00	0.00
72	UB Kenda District Barbed Fenced Area	Barbed Fenced Area	Completed	12/06/2017	12/06/2017	562.00	562.00	0.00	100%	1	0.00	0.00
71	UB Kenda District Barbed Fenced Area	Barbed Fenced Area	Completed	12/06/2017	12/06/2017	126.00	126.00	0.00	100%	1	0.00	0.00
70	UB Kenda District Barbed Fenced Area	Barbed Fenced Area	Completed	12/06/2017	12/06/2017	120.00	120.00	0.00	100%	1	0.00	0.00
69	UB Kenda District Barbed Fenced Area	Barbed Fenced Area	Completed	12/06/2017	12/06/2017	879.00	879.00	0.00	100%	1	0.00	0.00
68	UB Kenda District Barbed Fenced Area	Barbed Fenced Area	Completed	12/06/2017	12/06/2017	220.00	220.00	0.00	100%	1	0.00	0.00
67	UB Kenda District Barbed Fenced Area	Barbed Fenced Area	Completed	12/06/2017	12/06/2017	320.00	320.00	0.00	100%	1	0.00	0.00
66	UB Kenda District Barbed Fenced Area	Barbed Fenced Area	Completed	12/06/2017	12/06/2017	119.00	119.00	0.00	100%	1	0.00	0.00
65	UB Kenda District Barbed Fenced Area	Barbed Fenced Area	Completed	12/06/2017	12/06/2017	820.00	820.00	0.00	100%	1	0.00	0.00
64	UB Kenda District Barbed Fenced Area	Barbed Fenced Area	Completed	12/06/2017	12/06/2017	620.00	620.00	0.00	100%	1	0.00	0.00
63	UB Kenda District Barbed Fenced Area	Barbed Fenced Area	Completed	12/06/2017	12/06/2017	119.00	119.00	0.00	100%	1	0.00	0.00
62	UB Kenda District Barbed Fenced Area	Barbed Fenced Area	Completed	12/06/2017	12/06/2017	119.00	119.00	0.00	100%	1	0.00	0.00
61	UB Kenda District Barbed Fenced Area	Barbed Fenced Area	Completed	12/06/2017	12/06/2017	119.00	119.00	0.00	100%	1	0.00	0.00
60	UB Kenda District Barbed Fenced Area	Barbed Fenced Area	Completed	12/06/2017	12/06/2017	119.00	119.00	0.00	100%	1	0.00	0.00
59	UB Kenda District Barbed Fenced Area	Barbed Fenced Area	Completed	12/06/2017	12/06/2017	119.00	119.00	0.00	100%	1	0.00	0.00
58	UB Kenda District Barbed Fenced Area	Barbed Fenced Area	Completed	12/06/2017	12/06/2017	119.00	119.00	0.00	100%	1	0.00	0.00

7



Row	City	Project Name	Project Start	Project End	Project Status	Project Budget	Actual Budget	Actual Revenue	Actual Expenses	Actual Net	Actual %	Actual Status
1	Abilene	Review and Construction of 43 U.S. Highway 281 Water Park	2/1/2023	12/31/2023	Completed	141.12	141.12	141.12	141.12	0.00	0.00%	Completed
2	Abilene	Review and Construction of 43 U.S. Highway 281 Water Park	2/1/2023	12/31/2023	Completed	229.04	229.04	229.04	229.04	0.00	0.00%	Completed
3	Abilene	Review and Construction of 43 U.S. Highway 281 Water Park	2/1/2023	12/31/2023	Completed	221.56	221.56	221.56	221.56	0.00	0.00%	Completed
4	Abilene	Review and Construction of 43 U.S. Highway 281 Water Park	2/1/2023	12/31/2023	Completed	158.00	158.00	158.00	158.00	0.00	0.00%	Completed
5	Abilene	Review and Construction of 43 U.S. Highway 281 Water Park	2/1/2023	12/31/2023	Completed	625.54	625.54	625.54	625.54	0.00	0.00%	Completed
6	Abilene	Review and Construction of 43 U.S. Highway 281 Water Park	2/1/2023	12/31/2023	Completed	120.85	120.85	120.85	120.85	0.00	0.00%	Completed
7	Abilene	Review and Construction of 43 U.S. Highway 281 Water Park	2/1/2023	12/31/2023	Completed	495.51	495.51	495.51	495.51	0.00	0.00%	Completed
8	Abilene	Review and Construction of 43 U.S. Highway 281 Water Park	2/1/2023	12/31/2023	Completed	113.00	113.00	113.00	113.00	0.00	0.00%	Completed
9	Abilene	Review and Construction of 43 U.S. Highway 281 Water Park	2/1/2023	12/31/2023	Completed	27.83	27.83	27.83	27.83	0.00	0.00%	Completed
10	Abilene	Review and Construction of 43 U.S. Highway 281 Water Park	2/1/2023	12/31/2023	Completed	784.85	784.85	784.85	784.85	0.00	0.00%	Completed
11	Abilene	Review and Construction of 43 U.S. Highway 281 Water Park	2/1/2023	12/31/2023	Completed	113.00	113.00	113.00	113.00	0.00	0.00%	Completed
12	Abilene	Review and Construction of 43 U.S. Highway 281 Water Park	2/1/2023	12/31/2023	Completed	27.83	27.83	27.83	27.83	0.00	0.00%	Completed
13	Abilene	Review and Construction of 43 U.S. Highway 281 Water Park	2/1/2023	12/31/2023	Completed	784.85	784.85	784.85	784.85	0.00	0.00%	Completed
14	Abilene	Review and Construction of 43 U.S. Highway 281 Water Park	2/1/2023	12/31/2023	Completed	1030.54	1030.54	1030.54	1030.54	0.00	0.00%	Completed
15	Abilene	Review and Construction of 43 U.S. Highway 281 Water Park	2/1/2023	12/31/2023	Completed	364	364	364	364	0.00	0.00%	Completed
16	Abilene	Review and Construction of 43 U.S. Highway 281 Water Park	2/1/2023	12/31/2023	Completed	342.74	342.74	342.74	342.74	0.00	0.00%	Completed
17	Abilene	Review and Construction of 43 U.S. Highway 281 Water Park	2/1/2023	12/31/2023	Completed	312.46	312.46	312.46	312.46	0.00	0.00%	Completed
18	Abilene	Review and Construction of 43 U.S. Highway 281 Water Park	2/1/2023	12/31/2023	Completed	802.83	802.83	802.83	802.83	0.00	0.00%	Completed
19	Abilene	Review and Construction of 43 U.S. Highway 281 Water Park	2/1/2023	12/31/2023	Completed	345.61	345.61	345.61	345.61	0.00	0.00%	Completed
20	Abilene	Review and Construction of 43 U.S. Highway 281 Water Park	2/1/2023	12/31/2023	Completed	204.78	204.78	204.78	204.78	0.00	0.00%	Completed

7





42	BIC	HR	Secretary for Construction and U.S. Bank Project (720980118027021) (New Available 1)	27/09/2017	1178.31	3871	360	0	0	260	362	0	0	362	1	1.5	0	0	300	0	707.2	147.6	31.8	242.7	540.8	31.8	423	111.1	67.2
43	BIC	HR	Secretary for Construction of 810 U.S. Bank Project (720980118027021) (New Available 1)	27/09/2017	278.82	134.8	71	0	0	71	71	0	0	71	3	0	0	0	68	0	48.8	7.1	3.8	48.8	7.2	0.8	11	1.8	0.5
44	BIC	HR	Secretary for Construction of 200 U.S. Bank Project (720980118027021) (New Available 1)	27/09/2017	1693.46	756	415	0	0	415	422	0	0	412	5	677	0	0	392	0	261.8	34.6	13.3	261.8	24.0	0	0	0	0
45	BIC	HR	Secretary for Construction of 210 U.S. Bank Project (720980118027021) (New Available 1)	27/09/2017	354.17	179.0	88	0	0	88	88	0	0	88	3	0	0	0	88	0	48	8.1	0.4	48	5.4	2.4	0	0	0
46	BIC	HR	Secretary for Construction of 210 U.S. Bank Project (720980118027021) (New Available 1)	27/09/2017	228	90	92	0	0	92	92	0	0	92	1	0	0	0	248	0	113	1.6	-1.5	60.6	4.8	0.8	0	0	0
47	BIC	HR	Secretary for Construction of 110 U.S. Bank Project (720980118027021) (New Available 1)	27/09/2017	442.38	177	39	0	0	39	39	0	0	39	1	0	0	0	53	0	35.7	47.4	2.1	35.7	4.8	1.1	0	0	0
48	BIC	HR	Secretary for Construction of 110 U.S. Bank Project (720980118027021) (New Available 1)	27/09/2017	373.36	158	101	0	0	101	101	0	0	101	1	0	0	0	102	0	38	11.4	-2.8	101	13.4	0	0	0	0
49	BIC	HR	Secretary for Construction of 110 U.S. Bank Project (720980118027021) (New Available 1)	27/09/2017	1080.50	488	258	0	0	258	258	0	0	258	3	2.6	0	0	259	0	145.8	53.4	0	145.8	54.6	0	0	0	0
50	BIC	HR	Secretary for Construction of 110 U.S. Bank Project (720980118027021) (New Available 1)	27/09/2017	1480.2	5933	124	0	0	119	121	0	0	121	1	0	0	0	201	0	166.6	71.8	1.2	166.6	20	2.8	0	0	0
51	BIC	HR	Secretary for Construction of 110 U.S. Bank Project (720980118027021) (New Available 1)	27/09/2017	312.52	164	71	0	0	71	71	0	0	71	1	0	0	0	72	0	112	32.8	12.8	112	42.2	0.8	0	0	0
52	BIC	HR	Secretary for Construction of 110 U.S. Bank Project (720980118027021) (New Available 1)	27/09/2017	1388.4	582	326	0	0	326	326	0	0	326	1	0	0	0	327	0	194	74.2	3.4	194	30	3.4	0	0	0
53	BIC	HR	Secretary for Construction of 110 U.S. Bank Project (720980118027021) (New Available 1)	27/09/2017	200	82	84	0	0	84	84	0	0	84	1	0	0	0	85	0	21.4	0.8	0.8	21.4	0.8	0.8	0	0	0
54	BIC	HR	Secretary for Construction of 110 U.S. Bank Project (720980118027021) (New Available 1)	27/09/2017	4012	392	248	0	0	248	248	0	0	248	2	2.4	0	0	241	0	231.8	3.2	0	231.8	31.8	0	0	0	0
55	BIC	HR	Secretary for Construction of 110 U.S. Bank Project (720980118027021) (New Available 1)	27/09/2017	664.92	293.2	141	0	0	141	142	0	0	142	1	0	0	0	140	0	106.4	8.6	0	106.4	14.4	0	0	0	0
56	BIC	HR	Secretary for Construction of 110 U.S. Bank Project (720980118027021) (New Available 1)	27/09/2017	1188.44	515.5	11	0	0	11	11	0	0	11	1	0	0	0	15	0	0.9	248.5	1.5	16.3	21.8	0.8	0	0	0
57	BIC	HR	Secretary for Construction of 110 U.S. Bank Project (720980118027021) (New Available 1)	27/09/2017	421.50	184.5	88	0	0	88	88	0	0	88	1	0	0	0	81	0	4	15.9	-0.6	81	74.4	1.8	0	0	0
58	BIC	HR	Secretary for Construction of 110 U.S. Bank Project (720980118027021) (New Available 1)	27/09/2017	661.30	203.5	112	0	0	112	112	0	0	112	1	0	0	0	113	0	45.8	18.7	0.3	45.8	11.8	1.8	0	0	0
59	BIC	HR	Secretary for Construction of 110 U.S. Bank Project (720980118027021) (New Available 1)	27/09/2017	327	127.5	71	0	0	71	71	0	0	71	1	0	0	0	71	0	42.3	2.4	0	42.3	4.2	0.8	0	0	0
60	BIC	HR	Secretary for Construction of 110 U.S. Bank Project (720980118027021) (New Available 1)	27/09/2017	812.88	313.5	230	0	0	230	230	0	0	230	1	0	0	0	223	0	137.8	18	0.4	137.8	25.4	2.8	0	0	0
61	BIC	HR	Secretary for Construction of 110 U.S. Bank Project (720980118027021) (New Available 1)	27/09/2017	6686.30	2818	1463	0	0	1463	1468	0	0	1459	1	0	0	0	1463	0	1192.4	164.3	13.8	1192.4	214.4	3.8	0	0	0
62	BIC	HR	Secretary for Construction of 110 U.S. Bank Project (720980118027021) (New Available 1)	27/09/2017	316.08	124.3	83	0	0	81	81	0	0	81	1	0	0	0	78	0	13.8	3.1	-3.9	78	4	1.2	0	0	0
63	BIC	HR	Secretary for Construction of 110 U.S. Bank Project (720980118027021) (New Available 1)	27/09/2017	1118.84	441	273	0	0	273	273	0	0	273	1	0	0	0	264	0	183.8	18.8	0	183.8	28.4	0	0	0	0

7



Sl. No.	Category	Project Name	Project Description	Start Date	End Date	Area (sq. ft.)	Volume (cu. ft.)	Weight (kg)	Value (₹)	Material	Remarks
88	RIC	Water	Water Distribution Project - URB (720902017)	27/09/2017	27/09/2017	298.11	83	42	0	0	0
89	RIC	Water	Water Distribution Project - URB (720902017)	27/09/2017	27/09/2017	32.2	22	12	0	0	0
90	RIC	Water	Water Distribution Project - URB (720902017)	27/09/2017	27/09/2017	1793.5	798	333	0	0	0
91	RIC	Water	Water Distribution Project - URB (720902017)	27/09/2017	27/09/2017	715.01	379.4	133	0	0	0
92	RIC	Water	Water Distribution Project - URB (720902017)	27/09/2017	27/09/2017	1086.6	429	382	0	0	0
93	RIC	Water	Water Distribution Project - URB (720902017)	27/09/2017	27/09/2017	1771.3	691.5	427	0	0	0
94	RIC	Water	Water Distribution Project - URB (720902017)	27/09/2017	27/09/2017	1497	694.4	356	0	0	0
95	RIC	Water	Water Distribution Project - URB (720902017)	27/09/2017	27/09/2017	526.8	228.3	88	0	0	0
96	RIC	Water	Water Distribution Project - URB (720902017)	27/09/2017	27/09/2017	293.88	120	48	0	0	0
97	RIC	Water	Water Distribution Project - URB (720902017)	27/09/2017	27/09/2017	1212.3	462	276	0	0	0
98	RIC	Water	Water Distribution Project - URB (720902017)	27/09/2017	27/09/2017	171.37	67.2	26	0	0	0
99	RIC	Water	Water Distribution Project - URB (720902017)	27/09/2017	27/09/2017	2078	813.2	438	0	0	0
100	RIC	Water	Water Distribution Project - URB (720902017)	27/09/2017	27/09/2017	323	127.2	48	0	0	0
101	RIC	Water	Water Distribution Project - URB (720902017)	27/09/2017	27/09/2017	2400.4	1137	587	0	0	0
102	RIC	Water	Water Distribution Project - URB (720902017)	27/09/2017	27/09/2017	1221.68	544.2	288	0	0	0
103	RIC	Water	Water Distribution Project - URB (720902017)	27/09/2017	27/09/2017	899.87	317.4	74	0	0	0
104	RIC	Water	Water Distribution Project - URB (720902017)	27/09/2017	27/09/2017	627.4	221.3	138	0	0	0
105	RIC	Water	Water Distribution Project - URB (720902017)	27/09/2017	27/09/2017	424	151	78	0	0	0
106	RIC	Water	Water Distribution Project - URB (720902017)	27/09/2017	27/09/2017	271.3	97.4	43	0	0	0
107	RIC	Water	Water Distribution Project - URB (720902017)	27/09/2017	27/09/2017	271.3	97.4	43	0	0	0
108	RIC	Water	Water Distribution Project - URB (720902017)	27/09/2017	27/09/2017	271.3	97.4	43	0	0	0
109	RIC	Water	Water Distribution Project - URB (720902017)	27/09/2017	27/09/2017	271.3	97.4	43	0	0	0
110	RIC	Water	Water Distribution Project - URB (720902017)	27/09/2017	27/09/2017	271.3	97.4	43	0	0	0

7



Item	Category	Description	Unit	Quantity	Unit Price	Total Price	Start Date	End Date	Duration	Start Time	End Time	Start Day	End Day	Start Week	End Week	Start Hour	End Hour	Start Minute	End Minute	Start Second	End Second	Start Millisecond	End Millisecond	Start Microsecond	End Microsecond	Start Nanosecond	End Nanosecond
107	BLC	Project (7098012027013)   No Available	1504.8	594	500	0	367	347	3	1	0	0	0	0	0	0	0	0	0	0	0	0	0	0	0	0	
108	BLC	Project (7098012027013)   No Available	513.8	127.3	331	0	105	105	1	1	0	0	0	0	0	0	0	0	0	0	0	0	0	0	0	0	
109	BLC	Project (7098055526331)   No Available	238.8	240	58	0	35	35	0	1	0	0	0	0	0	0	0	0	0	0	0	0	0	0	0	0	
110	BLC	Project (7098055526331)   No Available	64.8	203.3	80	0	80	80	0	1	0	0	0	0	0	0	0	0	0	0	0	0	0	0	0	0	
111	BLC	Project (7098055526331)   No Available	1812.4	794	475	0	427	427	0	2	0	0	0	0	0	0	0	0	0	0	0	0	0	0	0	0	
112	BLC	Project (7098055526331)   No Available	505.4	248	171	0	117	117	0	1	0	0	0	0	0	0	0	0	0	0	0	0	0	0	0	0	
113	BLC	Project (7098055526331)   No Available	1271.8	525	276	0	276	277	0	2	0	0	0	0	0	0	0	0	0	0	0	0	0	0	0	0	
114	BLC	Project (7098055526331)   No Available	508.4	201.1	117	0	117	117	0	1	0	0	0	0	0	0	0	0	0	0	0	0	0	0	0	0	0
115	BLC	Project (7098055526331)   No Available	547.18	242.4	122	0	122	122	0	2	0	0	0	0	0	0	0	0	0	0	0	0	0	0	0	0	
116	BLC	Project (7098055526331)   No Available	418.01	187.5	42	0	42	42	0	2	0	0	0	0	0	0	0	0	0	0	0	0	0	0	0	0	
117	BLC	Project (7098055526331)   No Available	402.8	305	101	0	101	101	0	1	0	0	0	0	0	0	0	0	0	0	0	0	0	0	0	0	
118	BLC	Project (7098055526331)   No Available	6306.72	2812.3	1441	0	1051	1051	0	1	0	0	0	0	0	0	0	0	0	0	0	0	0	0	0	0	
119	BLC	Project (7098055526331)   No Available	1501.17	670.11	321	0	321	321	0	1	0	0	0	0	0	0	0	0	0	0	0	0	0	0	0	0	

7

Item	Item Description	Category	Project Name	Project ID	Project Start	Project End	Project Status	Project Budget	Project Actual	Project Variance	Project Balance	Project Commitment	Project Encumbrance	Project Available	Project Reserved	Project Total
1	Periodic and Construction 22 QUB	RIC	Periodic and Construction 22 QUB	720120202	2022/01/01	2022/12/31	Active	73.83	33	0.00	0.00	0.00	0.00	0.00	0.00	73.83
2	Periodic and Construction 22 QUB	RIC	Periodic and Construction 22 QUB	720120202	2022/01/01	2022/12/31	Active	2801.04	1118.3	0.00	0.00	0.00	0.00	0.00	0.00	2801.04
3	Periodic and Construction 22 QUB	RIC	Periodic and Construction 22 QUB	720120202	2022/01/01	2022/12/31	Active	81.3	38	0.00	0.00	0.00	0.00	0.00	0.00	81.3
4	Periodic and Construction 22 QUB	RIC	Periodic and Construction 22 QUB	720120202	2022/01/01	2022/12/31	Active	119.78	90.8	0.00	0.00	0.00	0.00	0.00	0.00	119.78
5	Periodic and Construction 22 QUB	RIC	Periodic and Construction 22 QUB	720120202	2022/01/01	2022/12/31	Active	666	298	0.00	0.00	0.00	0.00	0.00	0.00	666
6	Periodic and Construction 22 QUB	RIC	Periodic and Construction 22 QUB	720120202	2022/01/01	2022/12/31	Active	114.05	78	0.00	0.00	0.00	0.00	0.00	0.00	114.05
7	Periodic and Construction 22 QUB	RIC	Periodic and Construction 22 QUB	720120202	2022/01/01	2022/12/31	Active	728.29	323	0.00	0.00	0.00	0.00	0.00	0.00	728.29
8	Periodic and Construction 22 QUB	RIC	Periodic and Construction 22 QUB	720120202	2022/01/01	2022/12/31	Active	30.8	13	0.00	0.00	0.00	0.00	0.00	0.00	30.8
9	Periodic and Construction 22 QUB	RIC	Periodic and Construction 22 QUB	720120202	2022/01/01	2022/12/31	Active	218.8	88.8	0.00	0.00	0.00	0.00	0.00	0.00	218.8
10	Periodic and Construction 22 QUB	RIC	Periodic and Construction 22 QUB	720120202	2022/01/01	2022/12/31	Active	42.8	18	0.00	0.00	0.00	0.00	0.00	0.00	42.8
11	Periodic and Construction 22 QUB	RIC	Periodic and Construction 22 QUB	720120202	2022/01/01	2022/12/31	Active	162.8	71	0.00	0.00	0.00	0.00	0.00	0.00	162.8
12	Periodic and Construction 22 QUB	RIC	Periodic and Construction 22 QUB	720120202	2022/01/01	2022/12/31	Active	327.51	128	0.00	0.00	0.00	0.00	0.00	0.00	327.51
13	Periodic and Construction 22 QUB	RIC	Periodic and Construction 22 QUB	720120202	2022/01/01	2022/12/31	Active	318.81	142.8	0.00	0.00	0.00	0.00	0.00	0.00	318.81
14	Periodic and Construction 22 QUB	RIC	Periodic and Construction 22 QUB	720120202	2022/01/01	2022/12/31	Active	243.35	96	0.00	0.00	0.00	0.00	0.00	0.00	243.35
15	Periodic and Construction 22 QUB	RIC	Periodic and Construction 22 QUB	720120202	2022/01/01	2022/12/31	Active	463.8	200.8	0.00	0.00	0.00	0.00	0.00	0.00	463.8
16	Periodic and Construction 22 QUB	RIC	Periodic and Construction 22 QUB	720120202	2022/01/01	2022/12/31	Active	83	43	0.00	0.00	0.00	0.00	0.00	0.00	83
17	Periodic and Construction 22 QUB	RIC	Periodic and Construction 22 QUB	720120202	2022/01/01	2022/12/31	Active	119.8	70.8	0.00	0.00	0.00	0.00	0.00	0.00	119.8
18	Periodic and Construction 22 QUB	RIC	Periodic and Construction 22 QUB	720120202	2022/01/01	2022/12/31	Active	766.25	699	0.00	0.00	0.00	0.00	0.00	0.00	766.25
19	Periodic and Construction 22 QUB	RIC	Periodic and Construction 22 QUB	720120202	2022/01/01	2022/12/31	Active	68.8	27	0.00	0.00	0.00	0.00	0.00	0.00	68.8
20	Periodic and Construction 22 QUB	RIC	Periodic and Construction 22 QUB	720120202	2022/01/01	2022/12/31	Active	1093.85	798	0.00	0.00	0.00	0.00	0.00	0.00	1093.85
21	Periodic and Construction 22 QUB	RIC	Periodic and Construction 22 QUB	720120202	2022/01/01	2022/12/31	Active	418.8	186	0.00	0.00	0.00	0.00	0.00	0.00	418.8
22	Periodic and Construction 22 QUB	RIC	Periodic and Construction 22 QUB	720120202	2022/01/01	2022/12/31	Active	342.78	125	0.00	0.00	0.00	0.00	0.00	0.00	342.78

7







ID	Code	Project Name	Description	Start	End	Status	Value	Category	Unit	Cost	Revenue	Profit	Margin
69	BIC	Cherms Wood	Amend Project (709100465027400) (New Available)	21/12/2013	21/12/2013	C	1752.8	689.8	2746	2746	0	0	0
70	BIC	Cherms Wood	Amend Project (709100465027400) (New Available)	21/12/2013	21/12/2013	C	134.29	98	27	27	0	0	0
71	BIC	Cherms Wood	Amend Project (709100465027400) (New Available)	21/12/2013	21/12/2013	C	292.4	115.5	89	89	0	0	0
72	BIC	Cherms Wood	Amend Project (709100465027400) (New Available)	21/12/2013	21/12/2013	C	699.4	467	159	159	0	0	0
73	BIC	Cherms Wood	Amend Project (709100465027400) (New Available)	21/12/2013	21/12/2013	C	1324.8	848	595	595	0	0	0
74	BIC	Cherms Wood	Amend Project (709100465027400) (New Available)	21/12/2013	21/12/2013	C	214.2	97.5	62	62	0	0	0
75	BIC	Cherms Wood	Amend Project (709100465027400) (New Available)	21/12/2013	21/12/2013	C	1624.9	2296	2118	2118	0	0	0
76	BIC	Cherms Wood	Amend Project (709100465027400) (New Available)	21/12/2013	21/12/2013	C	843.8	2126	161	161	0	0	0
77	BIC	Cherms Wood	Amend Project (709100465027400) (New Available)	21/12/2013	21/12/2013	C	74.2	118	19	19	0	0	0
78	BIC	Cherms Wood	Amend Project (709100465027400) (New Available)	21/12/2013	21/12/2013	C	178	127.5	63	63	0	0	0
79	BIC	Cherms Wood	Amend Project (709100465027400) (New Available)	21/12/2013	21/12/2013	C	1336.8	823	43	43	0	0	0
80	BIC	Cherms Wood	Amend Project (709100465027400) (New Available)	21/12/2013	21/12/2013	C	143.2	163.5	48	48	0	0	0
81	BIC	Cherms Wood	Amend Project (709100465027400) (New Available)	21/12/2013	21/12/2013	C	1153.4	654.8	322	322	0	0	0
82	BIC	Cherms Wood	Amend Project (709100465027400) (New Available)	21/12/2013	21/12/2013	C	756.4	79.2	24	24	0	0	0
83	BIC	Cherms Wood	Amend Project (709100465027400) (New Available)	21/12/2013	21/12/2013	C	6633.1	2895.5	1176	1176	0	0	0
84	BIC	Cherms Wood	Amend Project (709100465027400) (New Available)	21/12/2013	21/12/2013	C	90.54	40.2	20	20	0	0	0
85	BIC	Cherms Wood	Amend Project (709100465027400) (New Available)	21/12/2013	21/12/2013	C	953.1	411.8	272	272	0	0	0
86	BIC	Cherms Wood	Amend Project (709100465027400) (New Available)	21/12/2013	21/12/2013	C	212.48	238.5	37	37	0	0	0
87	BIC	Cherms Wood	Amend Project (709100465027400) (New Available)	21/12/2013	21/12/2013	C	3488.1	661	242	242	0	0	0
88	BIC	Cherms Wood	Amend Project (709100465027400) (New Available)	21/12/2013	21/12/2013	C	841.39	373	121	121	0	0	0
89	BIC	Cherms Wood	Amend Project (709100465027400) (New Available)	21/12/2013	21/12/2013	C	206.67	42	18	18	0	0	0
90	BIC	Cherms Wood	Amend Project (709100465027400) (New Available)	21/12/2013	21/12/2013	C	813.8	248	127	127	0	0	0

	112	111	110	109	108	107	106	105	104	103	102	101	100	99	98	97	96	95	94	93	92	91

7









184	BIC	Hyderabad City	Permitting and construction of 133 UAB Remedial Project (7209003002126) (190) for Amalika	27/12/2017	800.83	264	328	0	134	128	0	428	1	0	0	0	130	0	0	11.3	27.5	4	182.2	28	3	0	0
185	BIC	20&K&G&A	Permitting and construction of 233 UAB Remedial Project (7209003002023) (190) for Amalika	27/12/2017	781.28	344.5	81	0	81	81	0	81	3	0	0	0	76	0	0	403.3	32.4	40.3	304	218.8	8	0	0
186	BIC	Hyderabad	Permitting and construction of 233 UAB Remedial Project (7209003002023) (190) for Amalika	17/12/2017	114.43	61	18	0	18	18	0	18	1	0	0	0	14	0	0	7.7	13.8	4	138	13.8	0	0	0
187	BIC	Hyderabad	Permitting and construction of 233 UAB Remedial Project (7209003002023) (190) for Amalika	27/12/2017	78	25	28	0	15	28	0	15	1	0	0	0	15	0	0	21	13	0	22	13	0	0	0
188	BIC	Hyderabad	Permitting and construction of 233 UAB Remedial Project (7209003002023) (190) for Amalika	27/12/2017	786.87	369	158	0	158	158	0	158	3	0	0	0	158	0	0	134.8	34	134	134	24	24	0	0
189	BIC	Hyderabad	Permitting and construction of 23 UAB Remedial Project (7209003002023) (190) for Amalika	27/12/2017	390.8	75	44	0	44	44	0	44	3	0	0	0	42	0	0	28	2.8	2.8	42	4.8	0	0	0
190	BIC	Hyderabad	Permitting and construction of 23 UAB Remedial Project (7209003002023) (190) for Amalika	13/12/2017	418.2	418	21	0	21	21	0	21	1	0	0	0	18	0	0	11.8	4.8	0	14.4	2.8	0	0	4.5
191	BIC	Hyderabad	Permitting and construction of 23 UAB Remedial Project (7209003002023) (190) for Amalika	13/12/2017	1027.18	654.5	223	0	223	223	0	223	3	0	0	0	241	0	0	127.4	28.2	28.2	107.4	18.2	0	0	47.3
192	BIC	Hyderabad	Permitting and construction of 23 UAB Remedial Project (7209003002023) (190) for Amalika	27/12/2017	1079.8	626.5	221	0	221	221	0	221	1	0	0	0	248	0	0	160.8	28.8	28.8	188.6	23.8	0	0	0
193	BIC	Hyderabad	Permitting and construction of 23 UAB Remedial Project (7209003002023) (190) for Amalika	27/12/2017	121.8	88	28	0	28	28	0	28	1	0	0	0	13	0	0	13	0.8	0.8	16	0.8	0	0	0
194	BIC	Hyderabad	Permitting and construction of 23 UAB Remedial Project (7209003002023) (190) for Amalika	27/12/2017	67.59	34.5	12	0	12	12	0	12	1	0	0	0	14	0	0	11	1.8	0	11	2.8	0	0	2.3
195	BIC	Hyderabad	Permitting and construction of 23 UAB Remedial Project (7209003002023) (190) for Amalika	27/12/2017	1100.8	698	168	0	168	168	0	168	3	0	0	0	148	0	0	118.8	48.8	48.8	137.8	65.8	0	0	0
196	BIC	Hyderabad	Permitting and construction of 23 UAB Remedial Project (7209003002023) (190) for Amalika	27/12/2017	524.34	75	28	0	28	28	0	28	1	0	0	0	24	0	0	123	3.4	3.4	31.0	3.4	0	0	0
197	BIC	Hyderabad	Permitting and construction of 23 UAB Remedial Project (7209003002023) (190) for Amalika	27/12/2017	214.8	88.6	33	0	33	33	0	33	2	0	0	0	70	0	0	18.2	14.4	14.4	18.2	28.4	0	0	0
198	BIC	Hyderabad	Permitting and construction of 23 UAB Remedial Project (7209003002023) (190) for Amalika	27/12/2017	360.8	295.3	117	0	117	117	0	117	1	0	0	0	111	0	0	88.3	18	18	89.4	16	0	0	1.4
199	BIC	Hyderabad	Permitting and construction of 23 UAB Remedial Project (7209003002023) (190) for Amalika	27/12/2017	103.8	40.5	27	0	27	27	0	27	2	0	0	0	17	0	0	15.3	8	8	12	3.8	0	0	1.3
200	BIC	Hyderabad	Permitting and construction of 23 UAB Remedial Project (7209003002023) (190) for Amalika	27/12/2017	282.39	111.5	146	0	146	146	0	146	3	0	0	0	179	0	0	129	27	27	122	17	0	0	0
201	BIC	Hyderabad	Permitting and construction of 23 UAB Remedial Project (7209003002023) (190) for Amalika	27/12/2017	128.2	82	31	0	31	31	0	31	3	0	0	0	28	0	0	18	18	18	17.4	3.8	0	0	0
202	BIC	Hyderabad	Permitting and construction of 23 UAB Remedial Project (7209003002023) (190) for Amalika	27/12/2017	493.8	181.3	95	0	95	95	0	95	1	0	0	0	81	0	0	57	24.1	24.1	31	18.2	0	0	0
203	BIC	Hyderabad	Permitting and construction of 23 UAB Remedial Project (7209003002023) (190) for Amalika	27/12/2017	288.34	127.5	88	0	88	88	0	88	3	0	0	0	110	0	0	22.8	31	31	44.2	11	0	0	0
204	BIC	Hyderabad	Permitting and construction of 23 UAB Remedial Project (7209003002023) (190) for Amalika	27/12/2017	501.8	178	117	0	117	117	0	117	3	0	0	0	88.2	0	0	88.2	38.7	38.7	48	14.6	0	0	0
205	BIC	Hyderabad	Permitting and construction of 23 UAB Remedial Project (7209003002023) (190) for Amalika	27/12/2017	2251.28	881.5	651	0	651	651	0	651	3	0	0	0	623	0	0	382.2	0	0	320.8	88.2	4.8	0	6.6
206	BIC	Hyderabad	Permitting and construction of 23 UAB Remedial Project (7209003002023) (190) for Amalika	27/12/2017	4916.47	1699.3	785	0	785	785	0	785	7	0	0	0	695	0	0	1125	117.7	117.7	44.3	82.1	122.8	0	0

7

207	BIC	Shawnee	Beneficiary red construction 205.77 UB Project (7209800410310171) (Nov Amendment 1)	2/17/2017	1208.8	584.4	372	0	0	332	378	0	0	372	3	0.8	0	0	316	0	0	129.2	18.2	3.6	284.4	9.4	3.4	275	20.1	0		
208	BIC	Shawnee	Beneficiary red construction 24.14 UB Project (7209801300167671) Nov Amendment 1	2/17/2017	147.2	66	34	0	0	34	34	0	0	34	1	-0.1	0	0	31	0	0	17.4	13.9	1.8	83.6	1.1	0.8	0	0	0		
209	BIC	Shawnee	Beneficiary red construction 24.14 UB Project (7209801300167671) Nov Amendment 1	2/17/2017	139	62.9	62	0	0	73	31	0	0	31	1	24.8	0	0	28	0	0	22.8	3.6	0	10.8	0.8	0	0	0	0		
210	BIC	Shawnee	Beneficiary red construction 24.14 UB Project (7209801300167671) Nov Amendment 1	2/17/2017	2028.71	483	158	0	0	127	124	0	0	156	1	-0.1	0	0	178	0	0	15.1	11	2.4	162.2	11	7.4	0	0	0		
211	BIC	Shawnee	Beneficiary red construction 24.14 UB Project (7209801300167671) Nov Amendment 1	2/17/2017	665.2	181	427	0	0	227	227	0	0	227	1	1.8	0	0	225	0	0	122.4	6.6	1	152.4	4.8	1	0	0	0	0	
212	BIC	Shawnee	CONSTRUCTION OF 134 DUG OUT OF 3484840 BUCKLE ALIGNMENT PROJECT (7209801300167671) Nov Amendment 1	2/17/2017	433.2	171	102	0	0	109	107	0	0	205	1	-2.4	0	0	81	0	0	42.2	1.1	0.4	61.2	1.1	0.8	22.9	0.9	0.1		
213	BIC	Shawnee	Beneficiary red construction 51.8 UB Project (7209801300167671) Nov Amendment 1	2/17/2017	16.78	7.4	4	0	0	4	0	0	4	1	0	0	0	0	4	0	0	1	1.2	-2.1	0	0	0	0	0	0	0	
214	BIC	Shawnee	Beneficiary red construction 51.8 UB Project (7209801300167671) Nov Amendment 1	2/17/2017	1531.89	396	467	0	0	442	442	0	0	442	1	1.4	0	0	431	0	0	271	26.8	4.6	271	143.8	3.8	107.1	22.2	0	0	
215	BIC	Shawnee	Beneficiary red construction 139.14 UB Project (7209801300167671) Nov Amendment 1	2/17/2017	466.81	203.8	88	0	0	88	88	0	0	88	1	0	0	0	88	0	0	93.4	28.8	0.8	98.2	22.8	0.8	11.8	14.8	0	0	
216	BIC	Shawnee	Beneficiary red construction 151 UB Project (7209801300167671) Nov Amendment 1	2/17/2017	317.76	135.5	124	0	0	126	126	0	0	126	1	0	0	0	276	0	0	66.4	13.1	3.4	121.8	20.4	1.1	0	0	0	0	
217	BIC	Shawnee	Beneficiary red construction 139.14 UB Project (7209801300167671) Nov Amendment 1	2/17/2017	1371.61	481	208	0	0	208	208	0	0	208	1	1.2	0	0	278	0	0	169.8	119	20.8	160.8	112	112.1	112.1	64.4	-0.14	0	
218	BIC	Shawnee	Beneficiary red construction 51.8 UB Project (7209801300167671) Nov Amendment 1	2/17/2017	311.79	48.8	24	0	0	24	24	0	0	24	1	0	0	0	24	0	0	34.4	5.4	0	13.4	4.8	0	0	0	0	0	
219	BIC	Shawnee	Beneficiary red construction 51.8 UB Project (7209801300167671) Nov Amendment 1	2/17/2017	174.54	78	45	0	0	45	45	0	0	45	1	-0.8	0	0	41	0	0	29.1	8.1	1	42.8	4.9	0.8	0	0	0	0	
220	BIC	Shawnee	Beneficiary red construction 24.14 UB Project (7209801300167671) Nov Amendment 1	2/17/2017	24.4	14.1	8	0	0	8	8	0	0	8	1	0	0	0	7	0	0	5.2	0.6	0	6.2	0.9	0	0	0	0	0	
221	BIC	Shawnee	Beneficiary red construction 24.14 UB Project (7209801300167671) Nov Amendment 1	2/17/2017	789.24	373	175	0	0	175	175	0	0	175	1	1.1	0	0	175	0	0	114.4	35.4	2.4	134.2	23.9	2.4	12.4	9.3	0	0	
222	BIC	Shawnee	Beneficiary red construction 24.14 UB Project (7209801300167671) Nov Amendment 1	2/17/2017	18.2	16	24	0	0	24	24	0	0	24	1	-2.4	0	0	21	0	0	14.4	0	0	14.4	0	0	0	0	0	0	0
223	BIC	Shawnee	Beneficiary red construction 24.14 UB Project (7209801300167671) Nov Amendment 1	2/17/2017	487.42	242	125	0	0	111	111	0	0	111	1	-0.8	0	0	111	0	0	83.4	13.4	4.6	83.8	13.8	1.2	0	0	0	0	
224	BIC	Shawnee	Beneficiary red construction 24.14 UB Project (7209801300167671) Nov Amendment 1	2/17/2017	812.2	328.8	168	0	0	168	167	0	0	167	1	-0.1	0	0	168	0	0	129.6	38.8	1.1	129.6	18.2	1.1	0	0	0	0	
225	BIC	Shawnee	Beneficiary red construction 24.14 UB Project (7209801300167671) Nov Amendment 1	2/17/2017	1820.9	720.9	427	0	0	427	425	0	0	425	1	-1.1	0	0	425	0	0	320	32.4	1.8	323	32.4	1.8	0	0	0	0	
226	BIC	Shawnee	Beneficiary red construction 24.14 UB Project (7209801300167671) Nov Amendment 1	2/17/2017	14.3	6.4	3.1	0	0	3.1	3.1	0	0	3.1	1	-0.1	0	0	3.1	0	0	2.1	0	0	2.1	0	0	0	0	0	0	0
227	BIC	Shawnee	Beneficiary red construction 24.14 UB Project (7209801300167671) Nov Amendment 1	2/17/2017	162.2	85.2	28	0	0	28	28	0	0	28	1	0	0	0	28	0	0	14.4	3.8	0.8	23.8	1.2	0	0	0	0	0	0
228	BIC	Shawnee	Beneficiary red construction 24.14 UB Project (7209801300167671) Nov Amendment 1	2/17/2017	112.2	46	28	0	0	28	28	0	0	28	1	0	0	0	28	0	0	21.8	1.4	0	21.8	1.4	0	0	0	0	0	0

7







Project No.	Project Name	Project Location	Project Type	Project Status	Project Start Date	Project End Date	Project Budget	Project Funding	Project Progress	Project Impact	Project Notes
1	NY 2015-2016-001	Albany	Construction	Completed	2015-01-01	2016-01-01	1000000	1000000	100%	100%	Project completed on schedule.
2	NY 2015-2016-002	Albany	Construction	In Progress	2015-03-01	2016-03-01	1200000	800000	67%	60%	Minor delays due to weather.
3	NY 2015-2016-003	Albany	Construction	On Hold	2015-04-01	2016-04-01	1500000	0	0%	0%	Project on hold due to funding issues.
4	NY 2015-2016-004	Albany	Construction	Completed	2015-05-01	2016-05-01	1800000	1800000	100%	100%	Project completed ahead of schedule.
5	NY 2015-2016-005	Albany	Construction	In Progress	2015-06-01	2016-06-01	2000000	1500000	75%	70%	Project progressing well.
6	NY 2015-2016-006	Albany	Construction	On Hold	2015-07-01	2016-07-01	2200000	0	0%	0%	Project on hold due to design changes.
7	NY 2015-2016-007	Albany	Construction	Completed	2015-08-01	2016-08-01	2500000	2500000	100%	100%	Project completed on schedule.
8	NY 2015-2016-008	Albany	Construction	In Progress	2015-09-01	2016-09-01	2800000	2000000	71%	65%	Project progressing well.
9	NY 2015-2016-009	Albany	Construction	On Hold	2015-10-01	2016-10-01	3000000	0	0%	0%	Project on hold due to funding issues.
10	NY 2015-2016-010	Albany	Construction	Completed	2015-11-01	2016-11-01	3200000	3200000	100%	100%	Project completed on schedule.
11	NY 2015-2016-011	Albany	Construction	In Progress	2015-12-01	2016-12-01	3500000	2500000	71%	65%	Project progressing well.
12	NY 2015-2016-012	Albany	Construction	On Hold	2016-01-01	2017-01-01	3800000	0	0%	0%	Project on hold due to design changes.
13	NY 2015-2016-013	Albany	Construction	Completed	2016-02-01	2017-02-01	4000000	4000000	100%	100%	Project completed on schedule.
14	NY 2015-2016-014	Albany	Construction	In Progress	2016-03-01	2017-03-01	4200000	3000000	71%	65%	Project progressing well.
15	NY 2015-2016-015	Albany	Construction	On Hold	2016-04-01	2017-04-01	4500000	0	0%	0%	Project on hold due to funding issues.
16	NY 2015-2016-016	Albany	Construction	Completed	2016-05-01	2017-05-01	4800000	4800000	100%	100%	Project completed on schedule.
17	NY 2015-2016-017	Albany	Construction	In Progress	2016-06-01	2017-06-01	5000000	3500000	70%	65%	Project progressing well.
18	NY 2015-2016-018	Albany	Construction	On Hold	2016-07-01	2017-07-01	5200000	0	0%	0%	Project on hold due to design changes.
19	NY 2015-2016-019	Albany	Construction	Completed	2016-08-01	2017-08-01	5500000	5500000	100%	100%	Project completed on schedule.
20	NY 2015-2016-020	Albany	Construction	In Progress	2016-09-01	2017-09-01	5800000	4000000	69%	65%	Project progressing well.
21	NY 2015-2016-021	Albany	Construction	On Hold	2016-10-01	2017-10-01	6000000	0	0%	0%	Project on hold due to funding issues.

7



SL	B/C	Project Name	Description	Start Date	End Date	Value	Area	Height	Volume	Weight	Length	Depth	Breadth	Other	Other	Other	Other	Other	Other	Other
43	B/C	Mohammedabad	Medical and construction of U/LB Revomed Project (72090007027184.1) Not Available 1	27/02/2018		308.84	1.88	43	0	43	0	43	0	43	0	43	0	43	0	43
44	B/C	Mohammedabad	Medical and construction of U/LB Revomed Project (72090007027184.1) Not Available 1	27/02/2018		158.3	74.15	41	0	41	0	41	0	41	0	41	0	41	0	41
45	B/C	Mohammedabad	Medical and construction of U/LB Revomed Project (720900180027381.1) Not Available 1	27/02/2018		1638.37	720.5	381	0	381	0	381	0	381	0	381	0	381	0	381
46	B/C	Kasiranchina	Medical and construction of U/LB Revomed Project (720900050204621.1) Not Available 1	27/02/2018		43.28	22.3	10	0	10	0	10	0	10	0	10	0	10	0	10
47	B/C	Kasiranchina	Medical and construction of U/LB Revomed Project (720900050204621.1) Not Available 1	27/02/2018		2444.78	1120.3	666	0	666	0	666	0	666	0	666	0	666	0	666
48	B/C	Kasiranchina	Medical and construction of U/LB Revomed Project (720900050204621.1) Not Available 1	27/02/2018		123.3	61.5	28	0	28	0	28	0	28	0	28	0	28	0	28
49	B/C	Gol	Medical and construction of U/LB Revomed Project (720900104272501.1) Not Available 1	27/02/2018		41.86	16.9	11	0	11	0	11	0	11	0	11	0	11	0	11
50	B/C	Gol	Medical and construction of U/LB Revomed Project (720900104272501.1) Not Available 1	27/02/2018		137.74	61.2	28	0	28	0	28	0	28	0	28	0	28	0	28
51	B/C	Gol	Medical and construction of U/LB Revomed Project (720900104272501.1) Not Available 1	27/02/2018		247.84	86	14	0	14	0	14	0	14	0	14	0	14	0	14
52	B/C	Bajour	Medical and construction of U/LB Revomed Project (720900104272501.1) Not Available 1	27/02/2018		118.08	44.8	14	0	14	0	14	0	14	0	14	0	14	0	14
53	B/C	Bajour	Medical and construction of U/LB Revomed Project (720900104272501.1) Not Available 1	27/02/2018		828.38	323.4	168	0	168	0	168	0	168	0	168	0	168	0	168
54	B/C	Bajour	Medical and construction of U/LB Revomed Project (720900104272501.1) Not Available 1	27/02/2018		77.28	34.4	11	0	11	0	11	0	11	0	11	0	11	0	11
55	B/C	Bajour	Medical and construction of U/LB Revomed Project (720900104272501.1) Not Available 1	27/02/2018		542.41	201	89	0	89	0	89	0	89	0	89	0	89	0	89
56	B/C	Bajour	Medical and construction of U/LB Revomed Project (720900104272501.1) Not Available 1	27/02/2018		1169.33	426.7	190	0	190	0	190	0	190	0	190	0	190	0	190
57	B/C	Bajour	Medical and construction of U/LB Revomed Project (720900104272501.1) Not Available 1	27/02/2018		140.91	55.4	27	0	27	0	27	0	27	0	27	0	27	0	27
58	B/C	Bajour	Medical and construction of U/LB Revomed Project (720900104272501.1) Not Available 1	27/02/2018		62.91	24	9	0	9	0	9	0	9	0	9	0	9	0	9
59	B/C	Bajour	Medical and construction of U/LB Revomed Project (720900104272501.1) Not Available 1	27/02/2018		2304.001	897.4	366	0	366	0	366	0	366	0	366	0	366	0	366

1

Line	Agency	Activity	Category	Code	Position	FY	Start	End	Start	End	Start	End	Start	End	Start	End	Start	End	Start	End
1	BEA	Revenue	0000	0000	0000	2025	07/01/2025													
2	BEA	Admin	0000	0000	0000	2025	07/01/2025													
3	BEA	Admin	0000	0000	0000	2025	07/01/2025													
4	BEA	Admin	0000	0000	0000	2025	07/01/2025													
5	BEA	Admin	0000	0000	0000	2025	07/01/2025													
6	BEA	Admin	0000	0000	0000	2025	07/01/2025													
7	BEA	Admin	0000	0000	0000	2025	07/01/2025													
8	BEA	Admin	0000	0000	0000	2025	07/01/2025													
9	BEA	Admin	0000	0000	0000	2025	07/01/2025													
10	BEA	Admin	0000	0000	0000	2025	07/01/2025													
11	BEA	Admin	0000	0000	0000	2025	07/01/2025													
12	BEA	Admin	0000	0000	0000	2025	07/01/2025													
13	BEA	Admin	0000	0000	0000	2025	07/01/2025													
14	BEA	Admin	0000	0000	0000	2025	07/01/2025													
15	BEA	Admin	0000	0000	0000	2025	07/01/2025													
16	BEA	Admin	0000	0000	0000	2025	07/01/2025													
17	BEA	Admin	0000	0000	0000	2025	07/01/2025													
18	BEA	Admin	0000	0000	0000	2025	07/01/2025													
19	BEA	Admin	0000	0000	0000	2025	07/01/2025													
20	BEA	Admin	0000	0000	0000	2025	07/01/2025													

7

Sl. No.	Project Name	Project Description	Area (sq. ft.)	Volume (cu. ft.)	Weight (kg)	Value (₹)	Material	Quantity	Unit	Remarks
21	Water supply	Supply of water for drinking purposes in the area of 100 U.A. (Water supply project) (72098017002136) (No)	3.88	202.5	154	154	154	154	1	
22	Water supply	Supply of water for drinking purposes in the area of 100 U.A. (Water supply project) (72098017002136) (No)	118.63	171	30	30	30	30	1	
23	Water supply	Supply of water for drinking purposes in the area of 100 U.A. (Water supply project) (72098017002136) (No)	475.28	340	148	148	148	148	1	
24	Water supply	Supply of water for drinking purposes in the area of 100 U.A. (Water supply project) (72098017002136) (No)	548.97	252	129	129	129	129	1	
25	Water supply	Supply of water for drinking purposes in the area of 100 U.A. (Water supply project) (72098017002136) (No)	91.88	68	29	29	29	29	1	
26	Water supply	Supply of water for drinking purposes in the area of 100 U.A. (Water supply project) (72098017002136) (No)	358.42	242.3	121	121	121	121	1	
27	Water supply	Supply of water for drinking purposes in the area of 100 U.A. (Water supply project) (72098017002136) (No)	405.83	299.5	128	128	128	128	1	
28	Water supply	Supply of water for drinking purposes in the area of 100 U.A. (Water supply project) (72098017002136) (No)	328.84	210	107	107	107	107	1	
29	Water supply	Supply of water for drinking purposes in the area of 100 U.A. (Water supply project) (72098017002136) (No)	190.25	139.3	61	61	61	61	1	
30	Water supply	Supply of water for drinking purposes in the area of 100 U.A. (Water supply project) (72098017002136) (No)	468.38	337	141	141	141	141	1	
31	Water supply	Supply of water for drinking purposes in the area of 100 U.A. (Water supply project) (72098017002136) (No)	238.68	175.5	78	78	78	78	1	
32	Water supply	Supply of water for drinking purposes in the area of 100 U.A. (Water supply project) (72098017002136) (No)	382.79	182	84	84	84	84	1	
33	Water supply	Supply of water for drinking purposes in the area of 100 U.A. (Water supply project) (72098017002136) (No)	137.26	102	42	42	42	42	1	
34	Water supply	Supply of water for drinking purposes in the area of 100 U.A. (Water supply project) (72098017002136) (No)	364.14	279.3	117	117	117	117	1	
35	Water supply	Supply of water for drinking purposes in the area of 100 U.A. (Water supply project) (72098017002136) (No)	218.75	160	75	75	75	75	1	
36	Water supply	Supply of water for drinking purposes in the area of 100 U.A. (Water supply project) (72098017002136) (No)	162.77	120	50	50	50	50	1	
37	Water supply	Supply of water for drinking purposes in the area of 100 U.A. (Water supply project) (72098017002136) (No)	408.24	293.4	103	103	103	103	1	
38	Water supply	Supply of water for drinking purposes in the area of 100 U.A. (Water supply project) (72098017002136) (No)	142	103	40	40	40	40	1	

7



ID	Category	Project Name	Start Date	End Date	Actual Cost	Budget	Variance	% Complete	Actual Cost	Budget	Variance	% Complete	Actual Cost	Budget	Variance	% Complete	Actual Cost	Budget	Variance	% Complete
1	B/C	Alam Permai	20/03/2018		812.93	1772	-959.07	0	0	0	-959.07	0	0	0	-959.07	0	0	-959.07	0	0
2	B/C	Kampung Kembangan	26/03/2018		248.42	111	137.31	0	0	0	137.31	0	0	0	137.31	0	0	137.31	0	0
3	B/C	Banyuwangi	24/03/2018		129.48	51	78.48	0	0	0	78.48	0	0	0	78.48	0	0	78.48	0	0
4	B/C	Banyuwangi	20/03/2018		1180.54	461	719.54	0	0	0	719.54	0	0	0	719.54	0	0	719.54	0	0
5	B/C	Banyuwangi	20/03/2018		248.42	111	137.31	0	0	0	137.31	0	0	0	137.31	0	0	137.31	0	0
6	B/C	Banyuwangi	24/03/2018		50.5	14	36.5	0	0	0	36.5	0	0	0	36.5	0	0	36.5	0	0
7	B/C	Banyuwangi	20/03/2018		185.4	81	104.4	0	0	0	104.4	0	0	0	104.4	0	0	104.4	0	0
8	B/C	Banyuwangi	20/03/2018		112.2	38	74.2	0	0	0	74.2	0	0	0	74.2	0	0	74.2	0	0
9	B/C	Banyuwangi	24/03/2018		238.32	106.5	131.82	0	0	0	131.82	0	0	0	131.82	0	0	131.82	0	0
10	B/C	Banyuwangi	20/03/2018		95.7	31	64.7	0	0	0	64.7	0	0	0	64.7	0	0	64.7	0	0
11	B/C	Banyuwangi	20/03/2018		338.05	144.5	193.55	0	0	0	193.55	0	0	0	193.55	0	0	193.55	0	0
12	B/C	Banyuwangi	20/03/2018		112.85	38	74.85	0	0	0	74.85	0	0	0	74.85	0	0	74.85	0	0
13	B/C	Banyuwangi	20/03/2018		67.28	22	45.28	0	0	0	45.28	0	0	0	45.28	0	0	45.28	0	0
14	B/C	Banyuwangi	20/03/2018		483.78	180.5	303.28	0	0	0	303.28	0	0	0	303.28	0	0	303.28	0	0
15	B/C	Banyuwangi	20/03/2018		251.77	112.5	139.27	0	0	0	139.27	0	0	0	139.27	0	0	139.27	0	0
16	B/C	Banyuwangi	20/03/2018		31.78	10	21.78	0	0	0	21.78	0	0	0	21.78	0	0	21.78	0	0
17	B/C	Banyuwangi	20/03/2018		74.6	25.5	49.1	0	0	0	49.1	0	0	0	49.1	0	0	49.1	0	0
18	B/C	Banyuwangi	20/03/2018		839.6	319	520.6	0	0	0	520.6	0	0	0	520.6	0	0	520.6	0	0
19	B/C	Banyuwangi	20/03/2018		87.28	28	59.28	0	0	0	59.28	0	0	0	59.28	0	0	59.28	0	0

7

20	RLC	Revised Buar	Inventory for construction 2017/2018 Project (702900040202991) loc. Available 1	30/03/2018	292.6	113.6	281	0	0	51	51	0	0	31	4	0	0	0	0	0	41.4	4.8	1.2	47.4	4.8	1.2	4.8	2.8	2.8
21	RLC	Bantuan	Inventory for construction 2017/2018 Project (702900040202991) loc. Available 1	30/03/2018	107.42	48	18	0	0	38	38	0	0	38	1	0	0	0	0	0	13.8	2.7	0.2	13.2	2.7	0.2	0	0	
22	RLC	Revised	Inventory for construction 2017/2018 Project (702900040202991) loc. Available 1	30/03/2018	77.21	34.4	20	0	0	20	20	0	0	20	1	0	0	0	0	0	11.6	2.6	0	11.6	2.6	0	0	0	
23	RLC	Revised Buar	Inventory for construction 2017/2018 Project (702900040202991) loc. Available 1	30/03/2018	752.13	285.3	179	0	0	179	179	0	0	179	1	0	0	0	0	0	112	10.3	0.8	111	10.3	0.8	0	0	
24	RLC	Bantuan	Inventory for construction 2017/2018 Project (702900040202991) loc. Available 1	30/03/2018	87.28	38	19	0	0	19	19	0	0	19	1	0	0	0	0	0	3.8	14.8	0	0	14.8	0	0	0	0
25	RLC	Revised	Inventory for construction 2017/2018 Project (702900040202991) loc. Available 1	30/03/2018	251.78	112.6	82	0	0	32	32	0	0	32	1	0	0	0	0	0	31.2	3.3	0.8	30.3	3.3	0.8	0	0	
26	RLC	Revised	Inventory for construction 2017/2018 Project (702900040202991) loc. Available 1	30/03/2018	369.27	160	72	0	0	72	72	0	0	72	1	0	0	0	0	0	42	2.8	0	42	2.8	0	0	0	
27	RLC	Revised	Inventory for construction 2017/2018 Project (702900040202991) loc. Available 1	30/03/2018	432.71	184.5	88	0	0	88	88	0	0	88	1	0	0	0	0	0	39	27.8	0	39	27.8	0	0	0	0
28	RLC	Revised	Inventory for construction 2017/2018 Project (702900040202991) loc. Available 1	30/03/2018	156.1	64	30	0	0	30	30	0	0	30	1	0	0	0	0	0	16.4	17.4	1.7	14.7	17.4	1.7	0	0	

7

Item	Project Name	Location	Project Description	Start Date	End Date	Amount	Encumbrance	Balance	Percentage	Comments
1	Bids	Madison	Upgrading and reconstruction of URB Street District Main Street Project (1709000150000000) (No Available)	2023/07/20	2025/07/20	27,444	2,873	122	0	4.4
2	Bids	Madison	Urb Street District Main Street Project (1709000150000000) (No Available)	2023/07/20	2025/07/20	389,811	289,344	106	0	3.1
3	Bids	Madison	Urb Street District Main Street Project (1709000150000000) (No Available)	2023/07/20	2025/07/20	39,432	20	104	0	2.6
4	Bids	Madison	Urb Street District Main Street Project (1709000150000000) (No Available)	2023/07/20	2025/07/20	27,444	122	0	0	4.4
5	Bids	Madison	Urb Street District Main Street Project (1709000150000000) (No Available)	2023/07/20	2025/07/20	389,811	289,344	106	0	3.1
6	Bids	Madison	Urb Street District Main Street Project (1709000150000000) (No Available)	2023/07/20	2025/07/20	39,432	20	104	0	2.6
7	Bids	Madison	Urb Street District Main Street Project (1709000150000000) (No Available)	2023/07/20	2025/07/20	27,444	122	0	0	4.4
8	Bids	Madison	Urb Street District Main Street Project (1709000150000000) (No Available)	2023/07/20	2025/07/20	389,811	289,344	106	0	3.1
9	Bids	Madison	Urb Street District Main Street Project (1709000150000000) (No Available)	2023/07/20	2025/07/20	39,432	20	104	0	2.6
10	Bids	Madison	Urb Street District Main Street Project (1709000150000000) (No Available)	2023/07/20	2025/07/20	27,444	122	0	0	4.4
11	Bids	Madison	Urb Street District Main Street Project (1709000150000000) (No Available)	2023/07/20	2025/07/20	389,811	289,344	106	0	3.1
12	Bids	Madison	Urb Street District Main Street Project (1709000150000000) (No Available)	2023/07/20	2025/07/20	39,432	20	104	0	2.6
13	Bids	Madison	Urb Street District Main Street Project (1709000150000000) (No Available)	2023/07/20	2025/07/20	27,444	122	0	0	4.4
14	Bids	Madison	Urb Street District Main Street Project (1709000150000000) (No Available)	2023/07/20	2025/07/20	389,811	289,344	106	0	3.1
15	Bids	Madison	Urb Street District Main Street Project (1709000150000000) (No Available)	2023/07/20	2025/07/20	39,432	20	104	0	2.6
16	Bids	Madison	Urb Street District Main Street Project (1709000150000000) (No Available)	2023/07/20	2025/07/20	27,444	122	0	0	4.4
17	Bids	Madison	Urb Street District Main Street Project (1709000150000000) (No Available)	2023/07/20	2025/07/20	389,811	289,344	106	0	3.1
18	Bids	Madison	Urb Street District Main Street Project (1709000150000000) (No Available)	2023/07/20	2025/07/20	39,432	20	104	0	2.6
19	Bids	Madison	Urb Street District Main Street Project (1709000150000000) (No Available)	2023/07/20	2025/07/20	27,444	122	0	0	4.4
20	Bids	Madison	Urb Street District Main Street Project (1709000150000000) (No Available)	2023/07/20	2025/07/20	389,811	289,344	106	0	3.1

7



42	REC	RIIL	Periodic red enhancement DU.018 Tribunal red enhancement 151.114 MNS	26/02/2018	6.81	4.8	3	0	0	0	1	0	0	0	0	0	0	0	0	0	0	0	0	0
43	REC	RIIL	Periodic red enhancement 178.018 MNS	26/02/2018	32.29	239.5	144	0	0	0	0	0	0	0	0	0	0	0	0	0	0	0	0	
44	REC	RIIL	Periodic red enhancement 217.018 MNS	26/02/2018	360.0	1261	0	0	0	0	0	0	0	0	0	0	0	0	0	0	0	0	0	
45	REC	RIIL	Periodic red enhancement 217.018 MNS	26/02/2018	408.0	1460	0	0	0	0	0	0	0	0	0	0	0	0	0	0	0	0	0	
46	REC	RIIL	Periodic red enhancement 217.018 MNS	26/02/2018	480.0	1720	0	0	0	0	0	0	0	0	0	0	0	0	0	0	0	0	0	
47	REC	RIIL	Periodic red enhancement 217.018 MNS	26/02/2018	480.0	1720	0	0	0	0	0	0	0	0	0	0	0	0	0	0	0	0	0	
48	REC	RIIL	Periodic red enhancement 217.018 MNS	26/02/2018	50.39	17	12	0	0	0	0	0	0	0	0	0	0	0	0	0	0	0	0	
49	REC	RIIL	Periodic red enhancement 217.018 MNS	26/02/2018	632.27	328	0	0	0	0	0	0	0	0	0	0	0	0	0	0	0	0	0	
50	REC	RIIL	Periodic red enhancement 217.018 MNS	26/02/2018	12.64	106	0	0	0	0	0	0	0	0	0	0	0	0	0	0	0	0	0	
51	REC	RIIL	Periodic red enhancement 217.018 MNS	26/02/2018	72.24	546	101	0	0	0	0	0	0	0	0	0	0	0	0	0	0	0	0	
52	REC	RIIL	Periodic red enhancement 217.018 MNS	26/02/2018	422.13	467	202	0	0	0	0	0	0	0	0	0	0	0	0	0	0	0	0	
53	REC	RIIL	Periodic red enhancement 217.018 MNS	26/02/2018	815.27	825	281	0	0	0	0	0	0	0	0	0	0	0	0	0	0	0	0	
54	REC	RIIL	Periodic red enhancement 217.018 MNS	26/02/2018	154.13	702.3	24	0	0	0	0	0	0	0	0	0	0	0	0	0	0	0	0	
55	REC	RIIL	Periodic red enhancement 217.018 MNS	26/02/2018	78.27	55.5	22	0	0	0	0	0	0	0	0	0	0	0	0	0	0	0	0	
56	REC	RIIL	Periodic red enhancement 217.018 MNS	26/02/2018	104.40	84.5	31	0	0	0	0	0	0	0	0	0	0	0	0	0	0	0	0	
57	REC	RIIL	Periodic red enhancement 217.018 MNS	26/02/2018	366.81	279	187	0	0	0	0	0	0	0	0	0	0	0	0	0	0	0	0	
58	REC	RIIL	Periodic red enhancement 217.018 MNS	26/02/2018	72.27	243	44	0	0	0	0	0	0	0	0	0	0	0	0	0	0	0	0	
59	REC	RIIL	Periodic red enhancement 217.018 MNS	26/02/2018	138.11	100	33	0	0	0	0	0	0	0	0	0	0	0	0	0	0	0	0	
60	REC	RIIL	Periodic red enhancement 217.018 MNS	26/02/2018	44.23	201	201	0	0	0	0	0	0	0	0	0	0	0	0	0	0	0	0	
61	REC	RIIL	Periodic red enhancement 217.018 MNS	26/02/2018	88.3	77	41	0	0	0	0	0	0	0	0	0	0	0	0	0	0	0	0	
62	REC	RIIL	Periodic red enhancement 217.018 MNS	26/02/2018	26.91	26	9	0	0	0	0	0	0	0	0	0	0	0	0	0	0	0	0	
63	REC	RIIL	Periodic red enhancement 217.018 MNS	26/02/2018	47.11	143	20	0	0	0	0	0	0	0	0	0	0	0	0	0	0	0	0	
64	REC	RIIL	Periodic red enhancement 217.018 MNS	26/02/2018	62.20	46	24	0	0	0	0	0	0	0	0	0	0	0	0	0	0	0	0	

13



Table with columns: ID, R/E, Location, Description, Start Date, End Date, etc. Rows include project details for various USIA offices and programs like 'Beneficiary and Construction 178 U.S.', 'Beneficiary and Construction 124 U.S.', etc.

1

ID	Name	Description	Start Date	End Date	Start Time	End Time	Start Day	End Day	Start Week	End Week	Start Month	End Month	Start Year	End Year	Start Hour	End Hour	Start Minute	End Minute	Start Second	End Second	Start Millisecond	End Millisecond	Start Microsecond	End Microsecond	Start Nanosecond	End Nanosecond
87	Uren	Ureid Dordic Admin Method Project Project (720000720101) (NA) Milestone (720000720101) (NA) Milestone (720000720101) (NA)	7/6/2018	8/3/2018	8:00 AM	9:00 AM	0	0	1	1	7	8	2018	2018	8:00	9:00	00	00	00	00	00	00	00	00	00	00
88	Uren	Ureid Dordic Admin Method Project Project (720000720101) (NA) Milestone (720000720101) (NA) Milestone (720000720101) (NA)	7/6/2018	8/3/2018	8:00 AM	9:00 AM	0	0	1	1	7	8	2018	2018	8:00	9:00	00	00	00	00	00	00	00	00	00	00
89	Ureid	Ureid Dordic Admin Method Project Project (720000720101) (NA) Milestone (720000720101) (NA) Milestone (720000720101) (NA)	7/6/2018	8/3/2018	8:00 AM	9:00 AM	0	0	1	1	7	8	2018	2018	8:00	9:00	00	00	00	00	00	00	00	00	00	00

7

Sl. No.	Scheme	Project Name	Start Date	End Date	Project Cost (in Lakhs)	Financials (in Lakhs)														
						Approved	Sanctioned	Allocated	Actual	Uncommitted	Committed	Uncommitted	Committed	Uncommitted	Committed	Uncommitted	Committed			
1	BIC	Ambalohla	27/04/2018		57.07	25.5	13	0	12	12	0	12	0	12	0	7.2	0	1.6	0	0
2	BIC	Amirthi	27/04/2018		36.93	16.5	0	0	0	0	0	0	0	0	0	1.8	0	1.02	0	0
3	BIC	Aravali	27/04/2018		100.8	40	0	0	4	0	0	0	0	0	0	24.6	0	12	4.2	0
4	BIC	Arava	27/04/2018		580.76	293.5	156	0	156	156	0	156	0	156	0	118	0	200.4	35	0
5	BIC	Auras	27/04/2018		120.88	64	0	0	0	0	0	0	0	0	0	8.2	0	16.2	4.2	0
6	BIC	Bhadra	27/04/2018		100.71	45	26	0	16	26	0	26	0	26	0	24	0	15.6	2.4	0
7	BIC	Bhagwant Nagar	27/04/2018		167.85	75	33	0	32	37	0	37	0	37	0	18.2	0	19.2	9.6	1.2
8	BIC	Bharath	27/04/2018		130.85	34	19	0	19	19	0	19	0	19	0	12	0	16.2	6.6	1.8
9	BIC	Bilimiri	27/04/2018		167.245	75	38	0	38	36	0	36	0	36	0	11.1	0	19	9.6	0.6
10	BIC	Banyas	27/04/2018		275.27	122	83	0	83	81	0	81	0	81	0	48.5	0	48	18	0.8
11	BIC	Bhavapur	27/04/2018		26.86	12	3	0	3	3	0	3	0	3	0	3.3	0	7.8	4.8	0
12	BIC	Bani Muradabad	27/04/2018		81.124	27	48	0	46	46	0	46	0	46	0	1.2	0	12.6	1.2	0.6
13	BIC	Bhandal	27/04/2018		251.27	113.5	22	0	72	72	0	72	0	72	0	43.2	0	0	0	0.3
14	BIC	Bowenpatti	27/04/2018		338.95	106.5	34	0	54	53	0	53	0	53	0	35	0	39.8	16.8	0
15	BIC	Burur	27/04/2018		144.4	57	38	0	38	38	0	38	0	38	0	0	0	0	30.2	0
16	BIC	Bharath	27/04/2018		4986.08	2217	1030	0	1030	1017	0	1017	0	1017	0	679	0	625.2	268.2	4.2
17	BIC	Balaram	27/04/2018		1888.0	744	305	0	305	304	0	304	0	304	0	114.6	0	111.8	60	0
18	BIC	Balan	27/04/2018		372.65	166.5	95	0	94	95	0	95	0	95	0	9	0	57	1.8	4.5
19	BIC	Balaram	27/04/2018		87.28	38	15	0	16	16	0	16	0	16	0	9.6	0	12.6	5.4	1.8

7

No	B/C	Kategori	Detail	Gross Value	Grand Total																									
					1	2	3	4	5	6	7	8	9	10	11	12														
20	B/C	Bandung	Beneficiary Led Construction III UUB (Kawadgan) District Bana Bank Revised Project (70980109604531) (Not Available)   Led Construction IV B UUB (Kawadgan) District Bana Bank Revised Project (70980137024839) (Not Available)	27/04/2018	261.84	117	23	0	23	23	0	0	23	3	0.9	0	0	20	0	18.6	37.2	0	19.2	33.8	0	17.5	35.9	0		
21	B/C	Bandung	Beneficiary Led Construction III UUB (Kawadgan) District Bana Bank Revised Project (70980137024839) (Not Available)	27/04/2018	322	127.5	69	0	69	69	0	0	69	1	0.3	0	0	69	0	41.4	6.6	0	54	6.6	0	1.9	1.1	0.9	0	
22	B/C	Bandung	Beneficiary Led Construction III UUB (Kawadgan) District Bana Bank Revised Project (70980137024839) (Not Available)	27/04/2018	609.63	271.5	123	0	123	123	0	0	123	1	0.6	0	0	123	0	72.6	30.6	5.4	67.2	34.2	5.4	41.3	11.4	2.7	0	
23	B/C	Bandung	Beneficiary Led Construction III UUB (Kawadgan) District Bana Bank Revised Project (70980137024839) (Not Available)	27/04/2018	127.57	57	26	0	26	26	0	0	26	1	0.9	0	0	26	0	19.8	10.5	-3.3	19.2	10.2	0.6	0	0	0	0	
24	B/C	Bandung	Beneficiary Led Construction III UUB (Kawadgan) District Bana Bank Revised Project (70980137024839) (Not Available)	27/04/2018	379.2	142.5	69	0	69	69	0	0	69	1	0.6	0	0	69	0	43.4	14.4	0	43.8	20.4	0	16.6	3.6	0	0	
25	B/C	Bandung	Beneficiary Led Construction III UUB (Kawadgan) District Bana Bank Revised Project (70980137024839) (Not Available)	27/04/2018	1542.8	609	381	0	381	380	0	0	380	1	109.5	0	0	368	0	228	15	0	276.3	21.6	0	0	0	0	0	
26	B/C	Bandung	Beneficiary Led Construction III UUB (Kawadgan) District Bana Bank Revised Project (70980137024839) (Not Available)	27/04/2018	317.64	61.3	40	0	40	40	0	0	40	1	0.3	0	0	40	0	24	0.6	0	27	12	0.6	0.7	0.1	0.8	0	
27	B/C	Bandung	Beneficiary Led Construction III UUB (Kawadgan) District Bana Bank Revised Project (70980137024839) (Not Available)	27/04/2018	897.04	117	33	0	33	33	0	0	33	1	0	0	0	33	0	19.8	22.8	4.2	24	24.6	4.1	3.7	9.8	2.1	0	
28	B/C	Bandung	Beneficiary Led Construction III UUB (Kawadgan) District Bana Bank Revised Project (70980137024839) (Not Available)	27/04/2018	337.74	76.3	47	0	47	47	0	0	47	1	0.9	0	0	45	0	30	0.6	0	25.2	0	0	1.8	0.8	0	0	
29	B/C	Bandung	Beneficiary Led Construction III UUB (Kawadgan) District Bana Bank Revised Project (70980137024839) (Not Available)	27/04/2018	870.2	343.3	146	0	146	146	0	0	146	1	2.1	0	0	145	0	87.6	48	1.6	102	69.2	2.4	27	21.9	10.3	0	
30	B/C	Bandung	Beneficiary Led Construction III UUB (Kawadgan) District Bana Bank Revised Project (70980137024839) (Not Available)	27/04/2018	718.39	221	196	0	196	196	0	0	196	1	175.5	0	0	189	0	118.8	19.2	0	0	0	0	0	0	0	0	0
31	B/C	Bandung	Beneficiary Led Construction III UUB (Kawadgan) District Bana Bank Revised Project (70980137024839) (Not Available)	27/04/2018	223.27	101	54	0	54	54	0	0	54	1	0	0	0	54	0	32.4	7.8	0.6	34.2	9	0	14.4	2.4	0.9	0	
32	B/C	Bandung	Beneficiary Led Construction III UUB (Kawadgan) District Bana Bank Revised Project (70980137024839) (Not Available)	27/04/2018	228.17	101	64	0	64	64	0	0	64	1	0.3	0	0	67	0	40.4	0	0	10.2	11.8	0	50.4	11.8	0	0	
33	B/C	Bandung	Beneficiary Led Construction III UUB (Kawadgan) District Bana Bank Revised Project (70980137024839) (Not Available)	27/04/2018	399.46	179.5	102	0	102	106	0	0	106	1	0.9	0	0	101	0	77.6	27.1	0	77.2	24	0	14.6	41.9	2.3	0	0

1

				2024 Statewide Construction Program Review - Final Report												
				Construction		Financial		Operational		Performance		Resilience		Sustainability		
Project ID	Agency	City	County	Project Title	Start	End	Value	Units	Value	Units	Value	Units	Value	Units	Value	Units
1	Water	San Jose	Santa Clara	Construction of 1.1 MG of BAC at 40000 ft...	2024/2024	2024/2024	127.61	79.5	481	0	0	481	48	0	45	3
2	Water	San Jose	Santa Clara	Construction of 1.1 MG of BAC at 40000 ft...	2024/2024	2024/2024	249.56	175.5	1021	0	1021	102	0	102	3	1
3	Water	San Jose	Santa Clara	Construction of 1.1 MG of BAC at 40000 ft...	2024/2024	2024/2024	78.96	15	3	0	3	0	3	3	2	2
4	Water	San Jose	Santa Clara	Construction of 1.1 MG of BAC at 40000 ft...	2024/2024	2024/2024	308.35	66	391	0	391	39	0	39	3	3
5	Water	San Jose	Santa Clara	Construction of 1.1 MG of BAC at 40000 ft...	2024/2024	2024/2024	38.6	27	13	0	13	1	0	13	3	1
6	Water	San Jose	Santa Clara	Construction of 1.1 MG of BAC at 40000 ft...	2024/2024	2024/2024	59.91	39	15	0	15	0	15	3	2	2
7	Water	San Jose	Santa Clara	Construction of 1.1 MG of BAC at 40000 ft...	2024/2024	2024/2024	18.09	15	8	0	8	0	8	3	3	2
8	Water	San Jose	Santa Clara	Construction of 1.1 MG of BAC at 40000 ft...	2024/2024	2024/2024	354.41	261	147	0	147	148	0	148	3	1
9	Water	San Jose	Santa Clara	Construction of 1.1 MG of BAC at 40000 ft...	2024/2024	2024/2024	12.86	21	13	0	13	1	0	13	3	1
10	Water	San Jose	Santa Clara	Construction of 1.1 MG of BAC at 40000 ft...	2024/2024	2024/2024	61.6	46.5	19	0	19	1	0	19	3	2
11	Water	San Jose	Santa Clara	Construction of 1.1 MG of BAC at 40000 ft...	2024/2024	2024/2024	38.25	22.5	15	0	15	0	15	3	3	1
12	Water	San Jose	Santa Clara	Construction of 1.1 MG of BAC at 40000 ft...	2024/2024	2024/2024	1.98	1.5	0	0	0	0	0	0	1	2
13	Water	San Jose	Santa Clara	Construction of 1.1 MG of BAC at 40000 ft...	2024/2024	2024/2024	41.87	11.5	16	0	16	0	16	3	1	1
14	Water	San Jose	Santa Clara	Construction of 1.1 MG of BAC at 40000 ft...	2024/2024	2024/2024	12.12	7.1	3	0	3	0	3	1	1	5
15	Water	San Jose	Santa Clara	Construction of 1.1 MG of BAC at 40000 ft...	2024/2024	2024/2024	142.8	81	48	0	48	0	48	3	1	1
16	Water	San Jose	Santa Clara	Construction of 1.1 MG of BAC at 40000 ft...	2024/2024	2024/2024	298.68	722.5	108	0	108	108	0	108	3	1
17	Water	San Jose	Santa Clara	Construction of 1.1 MG of BAC at 40000 ft...	2024/2024	2024/2024	11.12	2.5	3	0	3	0	3	3	1	1
18	Water	San Jose	Santa Clara	Construction of 1.1 MG of BAC at 40000 ft...	2024/2024	2024/2024	28.72	38	21	0	11	11	0	11	3	1
19	Water	San Jose	Santa Clara	Construction of 1.1 MG of BAC at 40000 ft...	2024/2024	2024/2024	452.13	169	169	0	169	169	0	169	3	1

7



No	RIE	Ward	Project Name	Start Date	End Date	Budget	Actual	Diff	% Comp	Cost	Revenue	Profit	ROI
20	RIE	Sanjaya	Berkeley Led Construction U&A Sanjaya District Reconn Revised Project (7209801273002728) Not Available	27/04/2018	27/04/2018	206.32	153.5	-52.82	74.4	153.5	0	153.5	74.4
21	RIE	Sanjaya	Berkeley Led Construction U&A Sanjaya District Reconn Project (720980950002323) Not Available	27/04/2018	27/04/2018	6.49	4.5	-1.99	69.3	4.5	0	4.5	69.3
22	RIE	Sanjaya	Berkeley Led Construction U&A Sanjaya District Reconn Project (7209806493003287) Not Available	27/04/2018	27/04/2018	218.23	150	-68.23	68.7	150	0	150	68.7
23	RIE	Sanjaya	Berkeley Led Construction U&A Sanjaya District Reconn Project (7209801045002180) Not Available	27/04/2018	27/04/2018	14.78	0	-14.78	0	0	0	0	0
24	RIE	Sanjaya	Berkeley Led Construction U&A Sanjaya District Reconn Project (7209801045002180) Not Available	27/04/2018	27/04/2018	13.27	2.5	-10.77	18.9	2.5	0	2.5	18.9
25	RIE	Sanjaya	Berkeley Led Construction U&A Sanjaya District Reconn Project (7209801045002180) Not Available	27/04/2018	27/04/2018	69.32	400.5	331.18	578.8	331.18	0	331.18	578.8
26	RIE	Sanjaya	Berkeley Led Construction U&A Sanjaya District Reconn Project (7209801045002180) Not Available	27/04/2018	27/04/2018	25.58	0.5	-25.08	1.9	0.5	0	0.5	1.9
27	RIE	Sanjaya	Berkeley Led Construction U&A Sanjaya District Reconn Project (7209801045002180) Not Available	27/04/2018	27/04/2018	11.32	2.5	-8.82	21.9	2.5	0	2.5	21.9
28	RIE	Sanjaya	Berkeley Led Construction U&A Sanjaya District Reconn Project (7209801045002180) Not Available	27/04/2018	27/04/2018	300.27	187	-113.27	62.3	187	0	187	62.3
29	RIE	Sanjaya	Berkeley Led Construction U&A Sanjaya District Reconn Project (7209801045002180) Not Available	27/04/2018	27/04/2018	20.72	18	-2.72	86.9	18	0	18	86.9
30	RIE	Sanjaya	Berkeley Led Construction U&A Sanjaya District Reconn Project (7209801045002180) Not Available	27/04/2018	27/04/2018	48.55	27.9	-20.65	57.5	27.9	0	27.9	57.5
31	RIE	Sanjaya	Berkeley Led Construction U&A Sanjaya District Reconn Project (7209801045002180) Not Available	27/04/2018	27/04/2018	120.53	65	-55.53	53.9	65	0	65	53.9
32	RIE	Sanjaya	Berkeley Led Construction U&A Sanjaya District Reconn Project (7209801045002180) Not Available	27/04/2018	27/04/2018	554.667	343.5	-211.167	61.9	343.5	0	343.5	61.9
33	RIE	Sanjaya	Berkeley Led Construction U&A Sanjaya District Reconn Project (7209801045002180) Not Available	27/04/2018	27/04/2018	805.64	800.5	-5.14	99.4	800.5	0	800.5	99.4
34	RIE	Sanjaya	Berkeley Led Construction U&A Sanjaya District Reconn Project (7209801045002180) Not Available	27/04/2018	27/04/2018	481.291	309	-172.291	64.2	309	0	309	64.2
35	RIE	Sanjaya	Berkeley Led Construction U&A Sanjaya District Reconn Project (7209801045002180) Not Available	27/04/2018	27/04/2018	348.3	872.5	524.2	250.5	872.5	0	872.5	250.5
36	RIE	Sanjaya	Berkeley Led Construction U&A Sanjaya District Reconn Project (7209801045002180) Not Available	27/04/2018	27/04/2018	81.28	55.5	-25.78	68.3	55.5	0	55.5	68.3
37	RIE	Sanjaya	Berkeley Led Construction U&A Sanjaya District Reconn Project (7209801045002180) Not Available	27/04/2018	27/04/2018	108.04	81.5	-26.54	75.5	81.5	0	81.5	75.5
38	RIE	Sanjaya	Berkeley Led Construction U&A Sanjaya District Reconn Project (7209801045002180) Not Available	27/04/2018	27/04/2018	309.64	264.5	-45.14	85.4	264.5	0	264.5	85.4
39	RIE	Sanjaya	Berkeley Led Construction U&A Sanjaya District Reconn Project (7209801045002180) Not Available	27/04/2018	27/04/2018	572.96	345	-227.96	60.2	345	0	345	60.2

40	BLC	Korawa	Boundary led construction Enhancement ULR UB Kuarawa District Referred Project (7009000420022021) (Not Available)	27/04/2018	1518.13	1024.5	627	0	0	627	627	0	0	627	1	0.3	0	0	520	0	0	820.8	8.4	435.5	34.2	4.2	0	0		
41	BLC	Cakeba	Boundary led construction Enhancement ULR UB Cape District Referred Project (70090003002021) (Not Available)	27/04/2018	145.35	88.5	381	0	0	59	59	0	0	59	1	22.5	0	0	53	2	0	35.4	0	28.8	0	0	0	0	0	
42	BLC	Kaliki	Boundary led construction Enhancement ULR UB Koro District Referred Project (7009000720022018) (Not Available)	27/04/2018	576.53	331	150	0	0	150	150	0	0	150	3	-1.2	0	0	146	0	0	68	0	159	0	0	0	0	0	
43	BLC	Cobura	Boundary led construction Enhancement ULR UB Koro District Referred Project (7009000720022018) (Not Available)	27/04/2018	598.64	343.5	118	0	0	134	134	0	0	134	3	0.9	0	0	111	0	0	67.8	3.8	44.8	21.4	2.8	0	0	0	
44	BLC	Essa Inoro	Boundary led construction Enhancement ULR UB Koro District Referred Project (7009000720022018) (Not Available)	27/04/2018	22.56	16.5	11	0	0	11	11	0	0	11	1	0	0	0	13	0	0	4.5	0	11	0.4	4.2	0	0	0	
45	BLC	Pondoka	Boundary led construction Enhancement ULR UB Koro District Referred Project (7009000720022018) (Not Available)	27/04/2018	64.08	49	28	0	0	28	28	0	0	28	1	-0.6	0	0	21	0	0	18.9	0.6	21.8	0.8	0	0	0	0	
46	BLC	Gocho	Boundary led construction Enhancement ULR UB Koro District Referred Project (7009000720022018) (Not Available)	27/04/2018	107.2	46	28	0	0	28	28	0	0	28	1	1.8	0	0	27	0	0	28.9	24.4	9.4	33.8	1.4	0	0	0	
47	BLC	Imeweguan	Boundary led construction Enhancement ULR UB Koro District Referred Project (7009000720022018) (Not Available)	27/04/2018	35.2	22	8	0	0	8	8	0	0	8	1	0	0	0	28	0	0	17.4	8	12.8	4.8	0	0	0	0	
48	BLC	Kuarab	Boundary led construction Enhancement ULR UB Koro District Referred Project (7009000720022018) (Not Available)	27/04/2018	66.38	40.5	24	0	0	24	24	0	0	24	2	0	0	0	24	0	0	9.8	8.8	0	0	0	0	0	0	0
49	BLC	Madinjau	Boundary led construction Enhancement ULR UB Madjau District Referred Project (7009000720022018) (Not Available)	27/04/2018	210.88	141	17	0	0	17	17	0	0	17	1	0	0	0	0	0	0	14	0	9.8	0	0	0	0	0	0
50	BLC	Mudubau	Boundary led construction Enhancement ULR UB Madjau District Referred Project (7009000720022018) (Not Available)	27/04/2018	34.89	22	9	0	0	9	9	0	0	9	1	0	0	0	0	0	0	0	0	0	0	0	0	0	0	0
51	BLC	Muduh	Boundary led construction Enhancement ULR UB Madjau District Referred Project (7009000720022018) (Not Available)	27/04/2018	100.5	63	0	0	0	63	63	0	0	63	1	0	0	0	0	0	0	0	0	0	0	0	0	0	0	0
52	BLC	Muruthi Baram	Boundary led construction Enhancement ULR UB Madjau District Referred Project (7009000720022018) (Not Available)	27/04/2018	139.54	100.5	31	0	0	31	31	0	0	31	1	0	0	0	0	0	0	41.4	13.8	0	0	0	0	0	0	
53	BLC	Mubin	Boundary led construction Enhancement ULR UB Madjau District Referred Project (7009000720022018) (Not Available)	27/04/2018	30.73	22.5	13	0	0	13	13	0	0	13	1	0	0	0	0	0	0	7.8	0.6	0.8	2.4	0	0	0	0	
54	BLC	Mudabur	Boundary led construction Enhancement ULR UB Madjau District Referred Project (7009000720022018) (Not Available)	27/04/2018	34.63	18	11	0	0	11	11	0	0	11	1	0	0	0	0	0	0	0	0	0	1.8	0	0	0	0	
55	BLC	Muduh	Boundary led construction Enhancement ULR UB Madjau District Referred Project (7009000720022018) (Not Available)	27/04/2018	1544.8	948	627	0	0	627	627	0	0	627	1	4.4	0	0	608	0	0	343.2	0	604.8	0	0	0	0	0	
56	BLC	Muduh	Boundary led construction Enhancement ULR UB Madjau District Referred Project (7009000720022018) (Not Available)	27/04/2018	18.25	15	5	0	0	5	5	0	0	5	1	0	0	0	0	0	0	0	0	0	0	0	0	0	0	
57	BLC	Muduh	Boundary led construction Enhancement ULR UB Madjau District Referred Project (7009000720022018) (Not Available)	27/04/2018	880.73	487.5	240	0	0	240	240	0	0	240	1	16.2	0	0	230	0	0	173.4	38	4.8	173.4	39	4.8	0	0	
58	BLC	Muduh	Boundary led construction Enhancement ULR UB Madjau District Referred Project (7009000720022018) (Not Available)	27/04/2018	79.14	40	23	0	0	23	23	0	0	23	1	0	0	0	0	0	0	0	0	0	0	0	0	0	0	















No	Sub	Item	Description	Unit	Quantity	Rate	Amount	Start	End	Progress	Remarks
66	66.1	Subur	Beneficiary Led Construction - Improvement of 11.50 km Road under (20200100000223) [New Available]	km	11.50	281.320	3207/2018	31/03/2018	100%	11.50	3207/2018
67	67.1	Subur	Beneficiary Led Construction - Improvement of 11.50 km Road under (20200100000223) [New Available]	km	11.50	281.320	3207/2018	31/03/2018	100%	11.50	3207/2018
68	68.1	Subur	Beneficiary Led Construction - Improvement of 11.50 km Road under (20200100000223) [New Available]	km	11.50	281.320	3207/2018	31/03/2018	100%	11.50	3207/2018
69	69.1	Subur	Beneficiary Led Construction - Improvement of 11.50 km Road under (20200100000223) [New Available]	km	11.50	281.320	3207/2018	31/03/2018	100%	11.50	3207/2018
70	70.1	Subur	Beneficiary Led Construction - Improvement of 11.50 km Road under (20200100000223) [New Available]	km	11.50	281.320	3207/2018	31/03/2018	100%	11.50	3207/2018
71	71.1	Subur	Beneficiary Led Construction - Improvement of 11.50 km Road under (20200100000223) [New Available]	km	11.50	281.320	3207/2018	31/03/2018	100%	11.50	3207/2018
72	72.1	Subur	Beneficiary Led Construction - Improvement of 11.50 km Road under (20200100000223) [New Available]	km	11.50	281.320	3207/2018	31/03/2018	100%	11.50	3207/2018
73	73.1	Subur	Beneficiary Led Construction - Improvement of 11.50 km Road under (20200100000223) [New Available]	km	11.50	281.320	3207/2018	31/03/2018	100%	11.50	3207/2018
74	74.1	Subur	Beneficiary Led Construction - Improvement of 11.50 km Road under (20200100000223) [New Available]	km	11.50	281.320	3207/2018	31/03/2018	100%	11.50	3207/2018
75	75.1	Subur	Beneficiary Led Construction - Improvement of 11.50 km Road under (20200100000223) [New Available]	km	11.50	281.320	3207/2018	31/03/2018	100%	11.50	3207/2018
76	76.1	Subur	Beneficiary Led Construction - Improvement of 11.50 km Road under (20200100000223) [New Available]	km	11.50	281.320	3207/2018	31/03/2018	100%	11.50	3207/2018
77	77.1	Subur	Beneficiary Led Construction - Improvement of 11.50 km Road under (20200100000223) [New Available]	km	11.50	281.320	3207/2018	31/03/2018	100%	11.50	3207/2018
78	78.1	Subur	Beneficiary Led Construction - Improvement of 11.50 km Road under (20200100000223) [New Available]	km	11.50	281.320	3207/2018	31/03/2018	100%	11.50	3207/2018
79	79.1	Subur	Beneficiary Led Construction - Improvement of 11.50 km Road under (20200100000223) [New Available]	km	11.50	281.320	3207/2018	31/03/2018	100%	11.50	3207/2018

7

**State of Florida - 2023-24 Supplemental Budget Request for Construction**

Agency	Project Name	Contract #	Contract Title	Estimate #	Line Item #	Agency	Project Name	Contract #	Contract Title	Estimate #	Line Item #	Agency	Project Name	Contract #	Contract Title	Estimate #	Line Item #	
B.C.	Bendley-led Construction Districts 103 District Area UAB Avenue Revamp Project (7208001003923)   Non Available	24/07/2018	32177	188	80	0	0	0	0	0	0	0	0	0	0	0	0	0
B.C.	Construction of 30th St or B.C. St or A.S.A. District Area UAB Avenue Revamp Project (7208001003923)   Non Available	24/07/2018	30076.64	4493.1	1302	0	0	1302	1,549	0	0	1,326.1	0	0	0	0	0	0
B.C.	Construction of 30th St or B.C. St or A.S.A. District Area UAB Avenue Revamp Project (7208001003923)   Non Available	24/07/2018	6578.8	638	420	0	0	420	420	0	0	420	0	0	0	0	0	0
B.C.	Construction of 30th St or B.C. St or A.S.A. District Area UAB Avenue Revamp Project (7208001003923)   Non Available	24/07/2018	68.6	27	0	0	0	0	0	0	0	0	0	0	0	0	0	0
B.C.	Construction of 30th St or B.C. St or A.S.A. District Area UAB Avenue Revamp Project (7208001003923)   Non Available	24/07/2018	281.2	111	58	0	0	58	58	0	0	58	0	0	0	0	0	0
B.C.	Construction of 30th St or B.C. St or A.S.A. District Area UAB Avenue Revamp Project (7208001003923)   Non Available	24/07/2018	642.7	513.6	87	0	0	87	95	0	0	95	0	0	0	0	0	0
B.C.	Construction of 30th St or B.C. St or A.S.A. District Area UAB Avenue Revamp Project (7208001003923)   Non Available	24/07/2018	333.71	98	62	0	0	62	62	0	0	62	0	0	0	0	0	0
B.C.	Construction of 30th St or B.C. St or A.S.A. District Area UAB Avenue Revamp Project (7208001003923)   Non Available	24/07/2018	210	210	141	0	0	141	141	0	0	141	0	0	0	0	0	0
B.C.	Construction of 30th St or B.C. St or A.S.A. District Area UAB Avenue Revamp Project (7208001003923)   Non Available	24/07/2018	648.6	264.5	142	0	0	142	142	0	0	142	0	0	0	0	0	0
B.C.	Construction of 30th St or B.C. St or A.S.A. District Area UAB Avenue Revamp Project (7208001003923)   Non Available	24/07/2018	591.1	401.5	209	0	0	209	209	0	0	209	0	0	0	0	0	0
B.C.	Construction of 30th St or B.C. St or A.S.A. District Area UAB Avenue Revamp Project (7208001003923)   Non Available	24/07/2018	448	448	342	0	0	242	242	0	0	242	0	0	0	0	0	0
B.C.	Construction of 30th St or B.C. St or A.S.A. District Area UAB Avenue Revamp Project (7208001003923)   Non Available	24/07/2018	1098.644	448	342	0	0	242	242	0	0	242	0	0	0	0	0	0
B.C.	Construction of 30th St or B.C. St or A.S.A. District Area UAB Avenue Revamp Project (7208001003923)   Non Available	24/07/2018	628.8	401.5	209	0	0	209	209	0	0	209	0	0	0	0	0	0
B.C.	Construction of 30th St or B.C. St or A.S.A. District Area UAB Avenue Revamp Project (7208001003923)   Non Available	24/07/2018	1098.644	448	342	0	0	242	242	0	0	242	0	0	0	0	0	0
B.C.	Construction of 30th St or B.C. St or A.S.A. District Area UAB Avenue Revamp Project (7208001003923)   Non Available	24/07/2018	129.8	129.8	21	0	0	21	21	0	0	21	0	0	0	0	0	0
B.C.	Construction of 30th St or B.C. St or A.S.A. District Area UAB Avenue Revamp Project (7208001003923)   Non Available	24/07/2018	4413.146	1039	868	0	0	868	868	0	0	868	0	0	0	0	0	0
B.C.	Construction of 30th St or B.C. St or A.S.A. District Area UAB Avenue Revamp Project (7208001003923)   Non Available	24/07/2018	1487.8	2007	939	0	0	939	939	0	0	939	0	0	0	0	0	0
B.C.	Construction of 30th St or B.C. St or A.S.A. District Area UAB Avenue Revamp Project (7208001003923)   Non Available	24/07/2018	1547.4	0	0	0	0	0	0	0	0	0	0	0	0	0	0	0

7

Sl. No.	Category	Project Name	Project Description	Start Date	End Date	Area (sq. ft.)	Volume (cu. ft.)	Weight (kg)	Value (₹)	Material	Remarks
20	B/C	General	Handover of Construction of U/B Project (7208001308021) (Not Available)	24/07/2018		164.49	71.5	88.8	0	0	0
21	B/C	Handover	Handover of Construction of U/B Project (7208001308021) (Not Available)	24/07/2018		143.6	50.5	8	0	0	0
22	B/C	Handover	Handover of Construction of U/B Project (7208001308021) (Not Available)	24/07/2018		141.38	320.3	42	0	0	0
23	B/C	Handover	Handover of Construction of U/B Project (7208001308021) (Not Available)	24/07/2018		148.87	154.3	89	0	0	0
24	B/C	Handover	Handover of Construction of U/B Project (7208001308021) (Not Available)	24/07/2018		2070.84	1102.5	489	0	0	0
25	B/C	Handover	Handover of Construction of U/B Project (7208001308021) (Not Available)	24/07/2018		771	307.2	196	0	0	0
26	B/C	Handover	Handover of Construction of U/B Project (7208001308021) (Not Available)	24/07/2018		34	4.3	4	0	0	0
27	B/C	Handover	Handover of Construction of U/B Project (7208001308021) (Not Available)	24/07/2018		90.84	40.2	28	0	0	0
28	B/C	Handover	Handover of Construction of U/B Project (7208001308021) (Not Available)	24/07/2018		232.99	105	30	0	0	0
29	B/C	Handover	Handover of Construction of U/B Project (7208001308021) (Not Available)	24/07/2018		87.28	409.5	143	0	0	0
30	B/C	Handover	Handover of Construction of U/B Project (7208001308021) (Not Available)	24/07/2018		64.9	25.5	15	0	0	0
31	B/C	Handover	Handover of Construction of U/B Project (7208001308021) (Not Available)	24/07/2018		246.54	106	72	0	0	0
32	B/C	Handover	Handover of Construction of U/B Project (7208001308021) (Not Available)	24/07/2018		57.07	28.5	17	0	0	0
33	B/C	Handover	Handover of Construction of U/B Project (7208001308021) (Not Available)	24/07/2018		87.4	34.5	18	0	0	0
34	B/C	Handover	Handover of Construction of U/B Project (7208001308021) (Not Available)	24/07/2018		50.3	54.3	4	0	0	0
35	B/C	Handover	Handover of Construction of U/B Project (7208001308021) (Not Available)	24/07/2018		403.3	185	36	0	0	0
36	B/C	Handover	Handover of Construction of U/B Project (7208001308021) (Not Available)	24/07/2018		416.27	198	102	0	0	0
37	B/C	Handover	Handover of Construction of U/B Project (7208001308021) (Not Available)	24/07/2018		131.09	67.2	43	0	0	0
38	B/C	Handover	Handover of Construction of U/B Project (7208001308021) (Not Available)	24/07/2018		64.4	32.5	20	0	0	0

7









Line	Activity/Component	Code	Description	Start Date	End Date	Duration	Start Time	End Time	Start Day	End Day	Start Week	End Week	Start Month	End Month	Start Year	End Year	Start Hour	End Hour	Start Minute	End Minute	Start Second	End Second	Start Millisecond	End Millisecond	Start Microsecond	End Microsecond	Start Nanosecond	End Nanosecond
1	Activity 1	101	Activity 1 Description	2023-01-01	2023-01-01	1	00:00:00	00:00:00	0	0	0	0	0	0	2023	2023	0	0	0	0	0	0	0	0	0	0	0	
2	Activity 2	102	Activity 2 Description	2023-01-02	2023-01-02	1	00:00:00	00:00:00	0	0	0	0	0	0	2023	2023	0	0	0	0	0	0	0	0	0	0	0	
3	Activity 3	103	Activity 3 Description	2023-01-03	2023-01-03	1	00:00:00	00:00:00	0	0	0	0	0	0	2023	2023	0	0	0	0	0	0	0	0	0	0	0	
4	Activity 4	104	Activity 4 Description	2023-01-04	2023-01-04	1	00:00:00	00:00:00	0	0	0	0	0	0	2023	2023	0	0	0	0	0	0	0	0	0	0	0	
5	Activity 5	105	Activity 5 Description	2023-01-05	2023-01-05	1	00:00:00	00:00:00	0	0	0	0	0	0	2023	2023	0	0	0	0	0	0	0	0	0	0	0	
6	Activity 6	106	Activity 6 Description	2023-01-06	2023-01-06	1	00:00:00	00:00:00	0	0	0	0	0	0	2023	2023	0	0	0	0	0	0	0	0	0	0	0	
7	Activity 7	107	Activity 7 Description	2023-01-07	2023-01-07	1	00:00:00	00:00:00	0	0	0	0	0	0	2023	2023	0	0	0	0	0	0	0	0	0	0	0	
8	Activity 8	108	Activity 8 Description	2023-01-08	2023-01-08	1	00:00:00	00:00:00	0	0	0	0	0	0	2023	2023	0	0	0	0	0	0	0	0	0	0	0	
9	Activity 9	109	Activity 9 Description	2023-01-09	2023-01-09	1	00:00:00	00:00:00	0	0	0	0	0	0	2023	2023	0	0	0	0	0	0	0	0	0	0	0	
10	Activity 10	110	Activity 10 Description	2023-01-10	2023-01-10	1	00:00:00	00:00:00	0	0	0	0	0	0	2023	2023	0	0	0	0	0	0	0	0	0	0	0	
11	Activity 11	111	Activity 11 Description	2023-01-11	2023-01-11	1	00:00:00	00:00:00	0	0	0	0	0	0	2023	2023	0	0	0	0	0	0	0	0	0	0	0	
12	Activity 12	112	Activity 12 Description	2023-01-12	2023-01-12	1	00:00:00	00:00:00	0	0	0	0	0	0	2023	2023	0	0	0	0	0	0	0	0	0	0	0	
13	Activity 13	113	Activity 13 Description	2023-01-13	2023-01-13	1	00:00:00	00:00:00	0	0	0	0	0	0	2023	2023	0	0	0	0	0	0	0	0	0	0	0	
14	Activity 14	114	Activity 14 Description	2023-01-14	2023-01-14	1	00:00:00	00:00:00	0	0	0	0	0	0	2023	2023	0	0	0	0	0	0	0	0	0	0	0	
15	Activity 15	115	Activity 15 Description	2023-01-15	2023-01-15	1	00:00:00	00:00:00	0	0	0	0	0	0	2023	2023	0	0	0	0	0	0	0	0	0	0	0	
16	Activity 16	116	Activity 16 Description	2023-01-16	2023-01-16	1	00:00:00	00:00:00	0	0	0	0	0	0	2023	2023	0	0	0	0	0	0	0	0	0	0	0	
17	Activity 17	117	Activity 17 Description	2023-01-17	2023-01-17	1	00:00:00	00:00:00	0	0	0	0	0	0	2023	2023	0	0	0	0	0	0	0	0	0	0	0	
18	Activity 18	118	Activity 18 Description	2023-01-18	2023-01-18	1	00:00:00	00:00:00	0	0	0	0	0	0	2023	2023	0	0	0	0	0	0	0	0	0	0	0	
19	Activity 19	119	Activity 19 Description	2023-01-19	2023-01-19	1	00:00:00	00:00:00	0	0	0	0	0	0	2023	2023	0	0	0	0	0	0	0	0	0	0	0	
20	Activity 20	120	Activity 20 Description	2023-01-20	2023-01-20	1	00:00:00	00:00:00	0	0	0	0	0	0	2023	2023	0	0	0	0	0	0	0	0	0	0	0	

7

Line	Agency	Project Name	Start Date	End Date	Estimate	FY	Q1	Q2	Q3	Q4	YTD	Balance	Actual	Estimate	Variance	Estimate	Variance	Estimate	Variance	Estimate	Variance
24	BIC	General 4131020001 - District of Columbia	12/01/2024	12/31/2024	1178.00	1	49.8	0	0	0	49.8	0	49.8	1178.00	0	49.8	0	49.8	0	49.8	0
25	BIC	General 4131020001 - District of Columbia	12/01/2024	12/31/2024	1178.00	1	0	0	0	0	0	0	0	1178.00	0	0	0	0	0	0	0
26	BIC	General 4131020001 - District of Columbia	12/01/2024	12/31/2024	1178.00	1	0	0	0	0	0	0	0	1178.00	0	0	0	0	0	0	0
27	BIC	General 4131020001 - District of Columbia	12/01/2024	12/31/2024	1178.00	1	0	0	0	0	0	0	0	1178.00	0	0	0	0	0	0	0
28	BIC	General 4131020001 - District of Columbia	12/01/2024	12/31/2024	1178.00	1	0	0	0	0	0	0	0	1178.00	0	0	0	0	0	0	0
29	BIC	General 4131020001 - District of Columbia	12/01/2024	12/31/2024	1178.00	1	0	0	0	0	0	0	0	1178.00	0	0	0	0	0	0	0
30	BIC	General 4131020001 - District of Columbia	12/01/2024	12/31/2024	1178.00	1	0	0	0	0	0	0	0	1178.00	0	0	0	0	0	0	0
31	BIC	General 4131020001 - District of Columbia	12/01/2024	12/31/2024	1178.00	1	0	0	0	0	0	0	0	1178.00	0	0	0	0	0	0	0
32	BIC	General 4131020001 - District of Columbia	12/01/2024	12/31/2024	1178.00	1	0	0	0	0	0	0	0	1178.00	0	0	0	0	0	0	0
33	BIC	General 4131020001 - District of Columbia	12/01/2024	12/31/2024	1178.00	1	0	0	0	0	0	0	0	1178.00	0	0	0	0	0	0	0
34	BIC	General 4131020001 - District of Columbia	12/01/2024	12/31/2024	1178.00	1	0	0	0	0	0	0	0	1178.00	0	0	0	0	0	0	0
35	BIC	General 4131020001 - District of Columbia	12/01/2024	12/31/2024	1178.00	1	0	0	0	0	0	0	0	1178.00	0	0	0	0	0	0	0
36	BIC	General 4131020001 - District of Columbia	12/01/2024	12/31/2024	1178.00	1	0	0	0	0	0	0	0	1178.00	0	0	0	0	0	0	0
37	BIC	General 4131020001 - District of Columbia	12/01/2024	12/31/2024	1178.00	1	0	0	0	0	0	0	0	1178.00	0	0	0	0	0	0	0
38	BIC	General 4131020001 - District of Columbia	12/01/2024	12/31/2024	1178.00	1	0	0	0	0	0	0	0	1178.00	0	0	0	0	0	0	0
39	BIC	General 4131020001 - District of Columbia	12/01/2024	12/31/2024	1178.00	1	0	0	0	0	0	0	0	1178.00	0	0	0	0	0	0	0
40	BIC	General 4131020001 - District of Columbia	12/01/2024	12/31/2024	1178.00	1	0	0	0	0	0	0	0	1178.00	0	0	0	0	0	0	0
41	BIC	General 4131020001 - District of Columbia	12/01/2024	12/31/2024	1178.00	1	0	0	0	0	0	0	0	1178.00	0	0	0	0	0	0	0

2









106	REC	Send Drawings	Inventory and Construction OLB#935 143 District Engineer UAB Send Drawings Revised Project ( 720980121024421 ) Not Available 1	14/09/2024	202.4	79%	47	0	87	41	0	87	41	0	87	41	1	1	-4.6	0	0	46	0	0	87	47	4.7	2.4	87.4	0	4.2	0	0	0			
107	REC	2D/3D/4D Model	Inventory and Construction OLB#935 143 District Engineer UAB Send Drawings Revised Project ( 720980232024421 ) Not Available 1	14/09/2024	1284.8	89.6%	227	0	204	207	0	207	207	0	207	207	1	1	0.3	0	0	229	0	0	227	89.4	8	112	89.4	0	0	0	0	0			
108	REC	2D/3D/4D Model	Inventory and Construction OLB#935 143 District Engineer UAB Send Drawings Revised Project ( 720980442024421 ) Not Available 1	14/09/2024	188.97	11.5%	60	0	0	0	0	0	0	0	0	0	0	1	-2.6	0	0	38	0	0	23	18.8	33	87.2	0	-3.8	0	0	0	0			
109	REC	2D/3D/4D Model	Inventory and Construction OLB#935 143 District Engineer UAB Send Drawings Revised Project ( 720980642024421 ) Not Available 1	14/09/2024	184.47	27%	64	0	81	64	0	64	64	0	64	64	1	1	2.4	0	0	85	0	0	10.4	82.3	0	60.4	2	-4.2	0	0	0	0			
110	REC	2D/3D/4D Model	Inventory and Construction OLB#935 143 District Engineer UAB Send Drawings Revised Project ( 720980742024421 ) Not Available 1	14/09/2024	428.2	45.3%	464	0	444	464	0	464	464	0	464	464	1	1	12.8	0	0	467	0	0	20.8	81.3	24	327.8	23.8	-7.8	0	0	0	0			
111	REC	2D/3D/4D Model	Inventory and Construction OLB#935 143 District Engineer UAB Send Drawings Revised Project ( 720980842024421 ) Not Available 1	14/09/2024	922.8	101.5%	177	0	177	177	0	177	177	0	177	177	1	1	8.1	0	0	166	0	0	112.8	72.4	8.6	112.8	8.4	11.9	8.4	0	0	0	0		
112	REC	2D/3D/4D Model	Inventory and Construction OLB#935 143 District Engineer UAB Send Drawings Revised Project ( 720980942024421 ) Not Available 1	14/09/2024	201.49	9%	33	0	22	21	0	21	21	0	21	21	1	1	0	0	0	33	0	0	21.6	19.9	2	21.6	0	-3.6	0	0	0	0	0		
113	REC	2D/3D/4D Model	Inventory and Construction OLB#935 143 District Engineer UAB Send Drawings Revised Project ( 720981042024421 ) Not Available 1	14/09/2024	2090.87	412%	2844	0	2844	2844	0	2844	2844	0	2844	2844	1	1	44.7	0	0	248	0	0	109.3	326.3	-85.4	204	221	13.6	0	0	0	0	0		
114	REC	2D/3D/4D Model	Inventory and Construction OLB#935 143 District Engineer UAB Send Drawings Revised Project ( 720981142024421 ) Not Available 1	14/09/2024	692.81	42%	127	0	127	127	0	127	127	0	127	127	1	1	-12	0	0	118	0	0	21.4	30	0	171.4	0	-17.4	0	0	0	0	0		
115	REC	2D/3D/4D Model	Inventory and Construction OLB#935 143 District Engineer UAB Send Drawings Revised Project ( 720981242024421 ) Not Available 1	14/09/2024	847.88	144.5%	140	0	140	140	0	140	140	0	140	140	1	1	0.3	0	0	205	0	0	88.4	11.2	4.8	88.4	1.8	11.2	18.3	0	0	0	0	0	
116	REC	2D/3D/4D Model	Inventory and Construction OLB#935 143 District Engineer UAB Send Drawings Revised Project ( 720981342024421 ) Not Available 1	14/09/2024	432.4	237	111	0	111	111	0	111	111	0	111	111	1	1	0	0	0	118	0	0	6.4	1.9	16.4	6.4	1.9	16.4	0	-17.2	0	0	0	0	
117	REC	2D/3D/4D Model	Inventory and Construction OLB#935 143 District Engineer UAB Send Drawings Revised Project ( 720981442024421 ) Not Available 1	14/09/2024	1500.2	82.5%	279	0	279	279	0	279	279	0	279	279	1	1	34	0	0	344	0	0	28.8	18.4	0	215.4	0	18.4	0	0	0	0	0	0	
118	REC	2D/3D/4D Model	Inventory and Construction OLB#935 143 District Engineer UAB Send Drawings Revised Project ( 720981542024421 ) Not Available 1	14/09/2024	121.23	16%	43	0	32	43	0	43	43	0	43	43	1	1	0.3	0	0	45	0	0	28.8	4	0	29.8	0	0	0	0	0	0	0	0	
119	REC	2D/3D/4D Model	Inventory and Construction OLB#935 143 District Engineer UAB Send Drawings Revised Project ( 720981642024421 ) Not Available 1	14/09/2024	609.4	101.5%	110	0	114	114	0	114	114	0	114	114	1	1	-4.3	0	0	127	0	0	79.8	10.4	0.9	114.8	0	-10.8	0	0	0	0	0	0	
120	REC	2D/3D/4D Model	Inventory and Construction OLB#935 143 District Engineer UAB Send Drawings Revised Project ( 720981742024421 ) Not Available 1	14/09/2024	172.2	84%	202	0	242	172	0	172	172	0	172	172	1	1	3.1	0	0	219	0	0	21.4	14.4	14	214.8	24	-34.6	11.8	0	0	0	0	0	
121	REC	2D/3D/4D Model	Inventory and Construction OLB#935 143 District Engineer UAB Send Drawings Revised Project ( 720981842024421 ) Not Available 1	14/09/2024	248.84	217.4%	889	0	889	889	0	889	889	0	889	889	1	1	5.5	0	0	872	0	0	429.4	324.4	107	689.4	220.4	-87.4	0	0	0	0	0	0	
122	REC	2D/3D/4D Model	Inventory and Construction OLB#935 143 District Engineer UAB Send Drawings Revised Project ( 720981942024421 ) Not Available 1	14/09/2024	424.21	274%	147	0	174	147	0	147	147	0	147	147	1	1	0	0	0	174	0	0	44.4	16	0	89.2	0	89.2	0	0	0	0	0	0	0
123	REC	2D/3D/4D Model	Inventory and Construction OLB#935 143 District Engineer UAB Send Drawings Revised Project ( 720982042024421 ) Not Available 1	14/09/2024	271.4	147	74	0	74	74	0	74	74	0	74	74	1	1	0	0	0	74	0	0	48.8	12.3	0	49.2	0	12.3	0	0	0	0	0	0	0
124	REC	2D/3D/4D Model	Inventory and Construction OLB#935 143 District Engineer UAB Send Drawings Revised Project ( 720982142024421 ) Not Available 1	14/09/2024	143.13	23%	121	0	121	121	0	121	121	0	121	121	1	1	12.9	0	0	117	0	0	36.8	23.3	0	87	0	12	0	0	0	0	0	0	0
125	REC	2D/3D/4D Model	Inventory and Construction OLB#935 143 District Engineer UAB Send Drawings Revised Project ( 720982242024421 ) Not Available 1	14/09/2024	114.44	48%	25	0	24	24	0	24	24	0	24	24	1	1	12.7	0	0	207	0	0	28.8	20.8	0	15.6	0	-20.4	0	0	0	0	0	0	0



Row No	Project No	Project Name	Location	Area (sq. ft.)	Value (USD)	Start Date	End Date	Phase	Progress (%)	Remarks
147	B/C	Construction of 165,000 sq. ft. of GIC N... 17000000001301 (Not Available)	Midwest	150,000	2004	2006	2007	2008	100%	Completed
148	B/C	Construction of 165,000 sq. ft. of GIC N... 17000000001302 (Not Available)	Midwest	150,000	2004	2006	2007	2008	100%	Completed
149	B/C	Construction of 165,000 sq. ft. of GIC N... 17000000001303 (Not Available)	Midwest	150,000	2004	2006	2007	2008	100%	Completed
150	B/C	Construction of 165,000 sq. ft. of GIC N... 17000000001304 (Not Available)	Midwest	150,000	2004	2006	2007	2008	100%	Completed
151	B/C	Construction of 165,000 sq. ft. of GIC N... 17000000001305 (Not Available)	Midwest	150,000	2004	2006	2007	2008	100%	Completed
152	B/C	Construction of 165,000 sq. ft. of GIC N... 17000000001306 (Not Available)	Midwest	150,000	2004	2006	2007	2008	100%	Completed
153	B/C	Construction of 165,000 sq. ft. of GIC N... 17000000001307 (Not Available)	Midwest	150,000	2004	2006	2007	2008	100%	Completed
154	B/C	Construction of 165,000 sq. ft. of GIC N... 17000000001308 (Not Available)	Midwest	150,000	2004	2006	2007	2008	100%	Completed
155	B/C	Construction of 165,000 sq. ft. of GIC N... 17000000001309 (Not Available)	Midwest	150,000	2004	2006	2007	2008	100%	Completed
156	B/C	Construction of 165,000 sq. ft. of GIC N... 17000000001310 (Not Available)	Midwest	150,000	2004	2006	2007	2008	100%	Completed
157	B/C	Construction of 165,000 sq. ft. of GIC N... 17000000001311 (Not Available)	Midwest	150,000	2004	2006	2007	2008	100%	Completed
158	B/C	Construction of 165,000 sq. ft. of GIC N... 17000000001312 (Not Available)	Midwest	150,000	2004	2006	2007	2008	100%	Completed
159	B/C	Construction of 165,000 sq. ft. of GIC N... 17000000001313 (Not Available)	Midwest	150,000	2004	2006	2007	2008	100%	Completed
160	B/C	Construction of 165,000 sq. ft. of GIC N... 17000000001314 (Not Available)	Midwest	150,000	2004	2006	2007	2008	100%	Completed
161	B/C	Construction of 165,000 sq. ft. of GIC N... 17000000001315 (Not Available)	Midwest	150,000	2004	2006	2007	2008	100%	Completed
162	B/C	Construction of 165,000 sq. ft. of GIC N... 17000000001316 (Not Available)	Midwest	150,000	2004	2006	2007	2008	100%	Completed
163	B/C	Construction of 165,000 sq. ft. of GIC N... 17000000001317 (Not Available)	Midwest	150,000	2004	2006	2007	2008	100%	Completed
164	B/C	Construction of 165,000 sq. ft. of GIC N... 17000000001318 (Not Available)	Midwest	150,000	2004	2006	2007	2008	100%	Completed
165	B/C	Construction of 165,000 sq. ft. of GIC N... 17000000001319 (Not Available)	Midwest	150,000	2004	2006	2007	2008	100%	Completed
166	B/C	Construction of 165,000 sq. ft. of GIC N... 17000000001320 (Not Available)	Midwest	150,000	2004	2006	2007	2008	100%	Completed
167	B/C	Construction of 165,000 sq. ft. of GIC N... 17000000001321 (Not Available)	Midwest	150,000	2004	2006	2007	2008	100%	Completed











251	REG	Prognostic	Administrative and Construction of 481111111 Project (7208000000001111) (Not Available)	26/09/2018	692,497	370.5	17/6	0	0	128	678	0	0	278	0	0	133.2	44.4	38.4	64.4	44.6
252	REG	Wellness	Administrative and Construction of 50373703 Project (720801113000041) (Not Available)	23/09/2018	30,334	11.9	0	0	0	0	0	0	0	0	0	0	6.6	0	6.4	0	0
253	REG	Wellness	Administrative and Construction of 411111111 Project (Not Available)	12/09/2018	212.1	91.8	42	0	0	42	42	0	0	42	0	0	10.8	12.0	38.4	32.4	15.0
254	REG	Prognostic	Administrative and Construction of 4188355 127 LUB Special District Development Project (7208011502239611) (Not Available)	04/09/2018	722	289	180	0	0	180	180	0	0	180	0	0	129	0	26	0	0
255	REG	Prognostic	Administrative and Construction of 4188355 127 LUB Special District Development Project (7208011502239611) (Not Available)	03/09/2018	820.6	289	87	0	0	87	87	0	0	87	0	0	54.9	1.4	42.3	39.4	4.2
256	REG	Prognostic	Administrative and Construction of 4188355 127 LUB Special District Development Project (7208011502239611) (Not Available)	26/09/2018	1,277.96	489	277	0	0	277	277	0	0	277	0	0	315	48.1	151	0	89.2
257	REG	Prognostic	Administrative and Construction of 4188355 127 LUB Special District Development Project (7208011502239611) (Not Available)	26/09/2018	398.13	177	71	0	0	71	71	0	0	71	0	0	91.8	28.5	65.4	4.9	11.2
258	REG	Prognostic	Administrative and Construction of 4188355 127 LUB Special District Development Project (7208011502239611) (Not Available)	16/09/2018	1007.2	1,381	641	0	0	641	641	0	0	641	0	0	47.8	63.6	411.8	43.8	0
259	REG	Prognostic	Administrative and Construction of 4188355 127 LUB Special District Development Project (7208011502239611) (Not Available)	24/09/2018	811.33	220	127	0	0	127	127	0	0	127	0	0	88.5	3.9	185	0	0
260	REG	Prognostic	Administrative and Construction of 4188355 127 LUB Special District Development Project (7208011502239611) (Not Available)	16/09/2018	151.4	77	49	0	0	49	49	0	0	49	0	0	27.8	5.4	77.6	0	5.4
261	REG	Wellness	Administrative and Construction of 4188355 127 LUB Special District Development Project (7208011502239611) (Not Available)	04/09/2018	47.89	34.5	0	0	0	0	0	0	0	0	0	0	1.8	0	0	0	13.2
262	REG	Prognostic	Administrative and Construction of 4188355 127 LUB Special District Development Project (7208011502239611) (Not Available)	26/09/2018	721	289	18	0	0	18	18	0	0	18	0	0	44.6	0.8	44.2	61.2	1.2
263	REG	Prognostic	Administrative and Construction of 4188355 127 LUB Special District Development Project (7208011502239611) (Not Available)	16/09/2018	379,021	128,5	61	0	0	61	61	0	0	61	0	0	82.5	38.4	0	41.2	0
264	REG	Prognostic	Administrative and Construction of 4188355 127 LUB Special District Development Project (7208011502239611) (Not Available)	04/09/2018	428.79	225	140	0	0	140	140	0	0	140	0	0	82.2	1.8	42.2	0	1.8
265	REG	Prognostic	Administrative and Construction of 4188355 127 LUB Special District Development Project (7208011502239611) (Not Available)	04/09/2018	014,487	782.8	87	0	0	87	87	0	0	87	0	0	57.6	0	81	55.4	0
266	REG	Prognostic	Administrative and Construction of 4188355 127 LUB Special District Development Project (7208011502239611) (Not Available)	29/09/2018	499.29	334	129	0	0	129	129	0	0	129	0	0	79.2	0.8	79.2	23.2	0
267	REG	Prognostic	Administrative and Construction of 4188355 127 LUB Special District Development Project (7208011502239611) (Not Available)	03/09/2018	638.6	248	131	0	0	131	131	0	0	131	0	0	64.2	4.9	64.2	4.9	0
268	REG	Prognostic	Administrative and Construction of 4188355 127 LUB Special District Development Project (7208011502239611) (Not Available)	04/09/2018	262,018	142.5	101	0	0	101	101	0	0	101	0	0	103.8	0	103.8	3.4	0
269	REG	Prognostic	Administrative and Construction of 4188355 127 LUB Special District Development Project (7208011502239611) (Not Available)	26/09/2018	971.6	398.5	120	0	0	120	120	0	0	120	0	0	99	32.8	67.9	0	49.2
270	REG	Prognostic	Administrative and Construction of 4188355 127 LUB Special District Development Project (7208011502239611) (Not Available)	10/09/2018	941.1	504	344	0	0	344	344	0	0	344	0	0	207	17.6	109.8	6.4	1.2
271	REG	Prognostic	Administrative and Construction of 4188355 127 LUB Special District Development Project (7208011502239611) (Not Available)	16/09/2018	203.4	190.3	81.1	0	0	81.1	81.1	0	0	81.1	0	0	120.8	87.8	38.4	6.4	138.4



Line	Code	Description	Project Name	Start Date	End Date	Estimate	Actual	Balance	Commitment	Encumbrance	Balance	Actual	Balance	Commitment	Encumbrance	Balance	Actual	Balance	Commitment	Encumbrance
293	REC	Design	Secondary and Construction New U.S. Social Buildings	12/01/2018	07/31/2018	766	126	0	138	228	0	138	3	0	0	0	0	0	0	0
294	REC	Design	Secondary and Construction Old U.S. Social Buildings	12/01/2018	07/31/2018	1463	77	0	77	0	0	77	1	0	0	0	0	0	0	0
295	REC	Design	Secondary and Construction Old U.S. Social Buildings	12/01/2018	07/31/2018	413	245	0	0	0	0	245	3	0	0	0	0	0	0	0
296	REC	Design	Secondary and Construction Old U.S. Social Buildings	12/01/2018	07/31/2018	1334	604	0	276	276	0	276	3	0	0	0	0	0	0	0
297	REC	Design	Secondary and Construction Old U.S. Social Buildings	12/01/2018	07/31/2018	1054	435	0	0	0	0	435	3	0	0	0	0	0	0	0
298	REC	Design	Secondary and Construction Old U.S. Social Buildings	12/01/2018	07/31/2018	488	122	0	108	208	0	208	3	0	0	0	0	0	0	0
299	REC	Design	Secondary and Construction Old U.S. Social Buildings	12/01/2018	07/31/2018	1270	310	0	173	173	0	173	3	0	0	0	0	0	0	0
300	REC	Design	Secondary and Construction Old U.S. Social Buildings	12/01/2018	07/31/2018	872	164	0	0	0	0	164	3	0	0	0	0	0	0	0
301	REC	Design	Secondary and Construction Old U.S. Social Buildings	12/01/2018	07/31/2018	772	345	0	177	145	0	145	3	0	0	0	0	0	0	0
302	REC	Design	Secondary and Construction Old U.S. Social Buildings	12/01/2018	07/31/2018	863	183	0	224	224	0	224	3	0	0	0	0	0	0	0
303	REC	Design	Secondary and Construction Old U.S. Social Buildings	12/01/2018	07/31/2018	878	176	0	985	884	0	884	3	0	0	0	0	0	0	0
304	REC	Design	Secondary and Construction Old U.S. Social Buildings	12/01/2018	07/31/2018	69	274	0	140	140	0	140	3	0	0	0	0	0	0	0
305	REC	Design	Secondary and Construction Old U.S. Social Buildings	12/01/2018	07/31/2018	833	309	0	117	117	0	117	3	0	0	0	0	0	0	0
306	REC	Design	Secondary and Construction Old U.S. Social Buildings	12/01/2018	07/31/2018	100	236	0	246	145	0	145	3	0	0	0	0	0	0	0
307	REC	Design	Secondary and Construction Old U.S. Social Buildings	12/01/2018	07/31/2018	1102	400	0	149	149	0	149	3	0	0	0	0	0	0	0
308	REC	Design	Secondary and Construction Old U.S. Social Buildings	12/01/2018	07/31/2018	323	96	0	0	0	0	0	3	0	0	0	0	0	0	0
309	REC	Design	Secondary and Construction Old U.S. Social Buildings	12/01/2018	07/31/2018	189	440	0	277	277	0	277	3	0	0	0	0	0	0	0
310	REC	Design	Secondary and Construction Old U.S. Social Buildings	12/01/2018	07/31/2018	103	42	0	400	429	0	429	3	0	0	0	0	0	0	0
311	REC	Design	Secondary and Construction Old U.S. Social Buildings	12/01/2018	07/31/2018	327	75	0	75	75	0	75	3	0	0	0	0	0	0	0
312	REC	Design	Secondary and Construction Old U.S. Social Buildings	12/01/2018	07/31/2018	103	249	0	142	142	0	142	3	0	0	0	0	0	0	0

1

Sl. No.	Contract No.	Contract Name	Contract Description	Contract Value	Contract Type	Contract Status	Contract Start	Contract End	Contract Duration	Contract Category	Contract Sub-category	Contract Unit	Contract Item	Contract Unit	Contract Item	Contract Unit	Contract Item	Contract Unit	Contract Item	Contract Unit	Contract Item	Contract Unit	Contract Item	Contract Unit	Contract Item	
1	01E	Alwayn	Beneficiary Led Construction Enhancement of 101 DUs under PMAY of Alwayn URB District Assam ( 720901112000200211 (Not Available) )	24,09,70,018	223.81	133.5	34	0	34	34	0	34	3	1	1.8	0	0	30	0	0	24	4.8	0	24	4.8	0
2	01E	Boxum	Beneficiary Led Construction Enhancement of 8 URB Slagpan (Naga) Khasi Panchayat Project ( 7209011210002120011 (Not Available) )	25,09,70,013	183.31	121	8	0	8	8	0	8	8	1	0.9	0	0	7	0	0	5.4	0	5.4	0	0	0
3	01E	Boxum Bum	Beneficiary Led Construction Enhancement of 2 URB Slagpan (Naga) Khasi Panchayat Project ( 72090112100021200211 (Not Available) )	26,09,70,018	223.77	145.4	4	0	4	4	0	4	4	1	2.4	0	0	4	0	0	4.2	3.7	0.6	4.2	3.7	0.6
4	01E	Boxum	Beneficiary Led Construction Enhancement of 10 URB Slagpan (Naga) Khasi Panchayat Project ( 72090112100021200311 (Not Available) )	26,09,70,018	184.79	408.5	242	0	242	242	0	242	3	1	48.8	0	0	219	0	0	152.8	19.3	0	152.8	19.3	0
5	01E	Bhaupeta	Beneficiary Led Construction Enhancement of 8 URB Slagpan (Naga) Khasi Panchayat Project ( 72090112100021200411 (Not Available) )	26,09,70,018	116.64	75	38	0	38	38	0	38	3	1	0.8	0	0	38	0	0	21.8	4.8	0	21.8	4.8	0
6	01E	Sam Dindorwa	Beneficiary Led Construction Enhancement of 8 URB Slagpan (Naga) Khasi Panchayat Project ( 72090112100021200511 (Not Available) )	26,09,70,018	18,73	22.5	14	0	14	14	0	14	1	1	-0.3	0	0	14	0	0	8.8	1.2	0.9	12.6	0	1.1
7	01E	Hudugam	Beneficiary Led Construction Enhancement of 10 URB Slagpan (Naga) Khasi Panchayat Project ( 72090112100021200611 (Not Available) )	26,09,70,018	59,43	111.5	204	0	204	195	0	195	3	1	15.8	0	0	179	0	0	111.1	9	27	173.6	0	0
8	01E	Hudugam	Beneficiary Led Construction Enhancement of 10 URB Slagpan (Naga) Khasi Panchayat Project ( 72090112100021200711 (Not Available) )	26,09,70,018	205.22	121.5	60	0	60	60	0	60	8	2	1.2	0	0	65	0	0	40.3	9	0.6	40.2	9	0.6
9	01E	Hudugam	Beneficiary Led Construction Enhancement of 10 URB Slagpan (Naga) Khasi Panchayat Project ( 72090112100021200811 (Not Available) )	26,09,70,018	101.01	61.5	16	0	16	16	0	16	3	1	-0.8	0	0	16	0	0	6.6	21.0	5.7	17.4	21.8	0
10	01E	Hudugam	Beneficiary Led Construction Enhancement of 10 URB Slagpan (Naga) Khasi Panchayat Project ( 72090112100021200911 (Not Available) )	26,09,70,018	353.3	210	108	0	108	106	0	106	3	1	4.2	0	0	108	0	0	36.5	29.4	12.2	108	39.4	0
11	01E	Hudugam	Beneficiary Led Construction Enhancement of 10 URB Slagpan (Naga) Khasi Panchayat Project ( 72090112100021201011 (Not Available) )	26,09,70,018	464.54	850.5	304	0	304	257	0	257	8	1	6.8	0	0	238	0	0	187.2	166.8	0	184.8	0	159
12	01E	Hudugam	Beneficiary Led Construction Enhancement of 10 URB Slagpan (Naga) Khasi Panchayat Project ( 72090112100021201111 (Not Available) )	26,09,70,018	65.37	46.3	14	0	14	14	0	14	1	1	1.9	0	0	14	0	0	15	2.4	0	15	2.4	0
13	01E	Hudugam	Beneficiary Led Construction Enhancement of 10 URB Slagpan (Naga) Khasi Panchayat Project ( 72090112100021201211 (Not Available) )	26,09,70,018	54.634	373.3	157	0	157	125	0	125	8	1	31.8	0	0	110	0	0	117.4	34	0	110.4	34.8	0
14	01E	Hudugam	Beneficiary Led Construction Enhancement of 10 URB Slagpan (Naga) Khasi Panchayat Project ( 72090112100021201311 (Not Available) )	26,09,70,018	34.07	3	1	0	1	1	0	1	1	1	0	0	0	1	0	0	18	4.8	0	18	4.8	0
15	01E	Hudugam	Beneficiary Led Construction Enhancement of 10 URB Slagpan (Naga) Khasi Panchayat Project ( 72090112100021201411 (Not Available) )	26,09,70,018	116.81	113	38	0	38	38	0	38	3	1	-2.1	0	0	38	0	0	42.7	4.8	3.3	38.8	0	8
16	01E	Hudugam	Beneficiary Led Construction Enhancement of 10 URB Slagpan (Naga) Khasi Panchayat Project ( 72090112100021201511 (Not Available) )	26,09,70,018	448.034	291	183	0	183	163	0	163	3	1	5.3	0	0	149	0	0	122.4	7.7	0	148	0	7.8
17	01E	Hudugam	Beneficiary Led Construction Enhancement of 10 URB Slagpan (Naga) Khasi Panchayat Project ( 72090112100021201611 (Not Available) )	26,09,70,018	213.278	148.8	37	0	37	36	0	36	3	1	4.4	0	0	35	0	0	37.3	40.7	9.6	31.7	37.7	0
18	01E	Hudugam	Beneficiary Led Construction Enhancement of 10 URB Slagpan (Naga) Khasi Panchayat Project ( 72090112100021201711 (Not Available) )	26,09,70,018	123.85	79.5	38	0	38	36	0	36	3	1	8.4	0	0	37	0	0	34	8.4	0	34	8.4	0
19	01E	Hudugam	Beneficiary Led Construction Enhancement of 10 URB Slagpan (Naga) Khasi Panchayat Project ( 72090112100021201811 (Not Available) )	26,09,70,018	240.7	143.5	91	0	91	91	0	91	3	1	1.2	0	0	88	0	0	55.8	2.4	0	83.8	2.4	0



42	BLT	Highway	Beneficiary-led Enhancement (BLED) and/or Community-based Project (CBP) (70990004603083) (Not Available)	24,000,000.00	495.88	483	231	0	0	211	209	0	0	0	0	209	3	1	46.1	0	0	191	0	0	133.8	44.4	1.8	187.6	1.8	0	0	0	0	0	0	0	0	0			
39	BLT	Proton	Beneficiary-led Enhancement (BLED) and/or Community-based Project (CBP) (70990012702419) (Not Available)	24,000,000.00	120.72	73	26	0	0	26	26	0	0	0	0	26	1	1	0	0	0	0	0	22.0	4.2	2.4	10.8	4.2	0	0	0	0	0	0	0	0	0	0	0		
40	BLT	Submarine	Beneficiary-led Enhancement (BLED) and/or Community-based Project (CBP) (70990013900489) (Not Available)	24,000,000.00	113.75	70	43	0	0	43	43	0	0	0	0	43	1	1	0	0	0	0	0	66.6	1.2	0.6	0	0	0	0	0	0	0	0	0	0	0	0	0	0	
41	BLT	Irishman	Beneficiary-led Enhancement (BLED) and/or Community-based Project (CBP) (709900203146) (Not Available)	24,000,000.00	111.1	6	3	0	0	3	3	0	0	0	0	3	1	1	0	0	0	0	0	0.9	0.6	0.3	3.8	0	0	0	0	0	0	0	0	0	0	0	0	0	

7



Case No.	City	Event	Event Date	Event Time	Event Location	Event Status	Event Type	Event Sub-Type	Event Priority	Event Agency	Event Officer	Event Hours	Event Minutes	Event Seconds	Event Total	Event Category	Event Sub-Category	Event Sub-Sub-Category	Event Sub-Sub-Sub-Category	Event Sub-Sub-Sub-Sub-Category
1	Wichita	Specialty Vehicle Construction	2022/02/03	08:23	600	Open	Wichita	Specialty Vehicle Construction	1	1107	0	0	0	0	1107	Police	Police	Police	Police	Police
2	Wichita	Specialty Vehicle Construction	2022/02/03	08:31	600	Open	Wichita	Specialty Vehicle Construction	1	1107	0	0	0	0	1107	Police	Police	Police	Police	Police
3	Wichita	Specialty Vehicle Construction	2022/02/03	08:39	600	Open	Wichita	Specialty Vehicle Construction	1	1107	0	0	0	0	1107	Police	Police	Police	Police	Police
4	Wichita	Specialty Vehicle Construction	2022/02/03	08:47	600	Open	Wichita	Specialty Vehicle Construction	1	1107	0	0	0	0	1107	Police	Police	Police	Police	Police
5	Wichita	Specialty Vehicle Construction	2022/02/03	08:55	600	Open	Wichita	Specialty Vehicle Construction	1	1107	0	0	0	0	1107	Police	Police	Police	Police	Police
6	Wichita	Specialty Vehicle Construction	2022/02/03	09:03	600	Open	Wichita	Specialty Vehicle Construction	1	1107	0	0	0	0	1107	Police	Police	Police	Police	Police
7	Wichita	Specialty Vehicle Construction	2022/02/03	09:11	600	Open	Wichita	Specialty Vehicle Construction	1	1107	0	0	0	0	1107	Police	Police	Police	Police	Police
8	Wichita	Specialty Vehicle Construction	2022/02/03	09:19	600	Open	Wichita	Specialty Vehicle Construction	1	1107	0	0	0	0	1107	Police	Police	Police	Police	Police
9	Wichita	Specialty Vehicle Construction	2022/02/03	09:27	600	Open	Wichita	Specialty Vehicle Construction	1	1107	0	0	0	0	1107	Police	Police	Police	Police	Police
10	Wichita	Specialty Vehicle Construction	2022/02/03	09:35	600	Open	Wichita	Specialty Vehicle Construction	1	1107	0	0	0	0	1107	Police	Police	Police	Police	Police
11	Wichita	Specialty Vehicle Construction	2022/02/03	09:43	600	Open	Wichita	Specialty Vehicle Construction	1	1107	0	0	0	0	1107	Police	Police	Police	Police	Police
12	Wichita	Specialty Vehicle Construction	2022/02/03	09:51	600	Open	Wichita	Specialty Vehicle Construction	1	1107	0	0	0	0	1107	Police	Police	Police	Police	Police
13	Wichita	Specialty Vehicle Construction	2022/02/03	09:59	600	Open	Wichita	Specialty Vehicle Construction	1	1107	0	0	0	0	1107	Police	Police	Police	Police	Police
14	Wichita	Specialty Vehicle Construction	2022/02/03	10:07	600	Open	Wichita	Specialty Vehicle Construction	1	1107	0	0	0	0	1107	Police	Police	Police	Police	Police
15	Wichita	Specialty Vehicle Construction	2022/02/03	10:15	600	Open	Wichita	Specialty Vehicle Construction	1	1107	0	0	0	0	1107	Police	Police	Police	Police	Police
16	Wichita	Specialty Vehicle Construction	2022/02/03	10:23	600	Open	Wichita	Specialty Vehicle Construction	1	1107	0	0	0	0	1107	Police	Police	Police	Police	Police
17	Wichita	Specialty Vehicle Construction	2022/02/03	10:31	600	Open	Wichita	Specialty Vehicle Construction	1	1107	0	0	0	0	1107	Police	Police	Police	Police	Police
18	Wichita	Specialty Vehicle Construction	2022/02/03	10:39	600	Open	Wichita	Specialty Vehicle Construction	1	1107	0	0	0	0	1107	Police	Police	Police	Police	Police
19	Wichita	Specialty Vehicle Construction	2022/02/03	10:47	600	Open	Wichita	Specialty Vehicle Construction	1	1107	0	0	0	0	1107	Police	Police	Police	Police	Police
20	Wichita	Specialty Vehicle Construction	2022/02/03	10:55	600	Open	Wichita	Specialty Vehicle Construction	1	1107	0	0	0	0	1107	Police	Police	Police	Police	Police

1

23	REC	Welding	Inventory and Construction 438 UAB	2023/07/23	144.8	728	303	0	5	142	142	0	132	1	2.1	0	0	347	0	172	763.5	5	0	0	113	23.9
22	REC	Inventory	Inventory and Construction New UAB 39	2023/07/23		54.3	24	0	0	24	24	0	24	1	<0.1	0	0	24	0	18.3	13.8	27	18.8	0	21.8	6.8
21	REC	Inventory	Inventory and Construction New UAB 39	2023/07/23	119.9	59.5	18	0	0	18	18	0	18	1	0	0	0	18	0	4.2	0.2	0	27	0	0	0
20	REC	Inventory	Inventory and Construction New UAB 39	2023/07/23	500.39	250.19	51	0	0	51	51	0	51	1	0	0	0	48	0	4.8	68.8	1	18.6	48.6	4.5	
19	REC	Inventory	Inventory and Construction 438 UAB	2023/07/23	35.4	17.7	44	0	0	44	44	0	44	1	<0.1	0	0	44	0	3.6	3.8	0	3.6	2.3	0	0
18	REC	Inventory	Inventory and Construction 438 UAB	2023/07/23	1872.83	936.41	448	0	0	448	448	0	448	1	222.5	0	0	377	0	246	13.8	<0.1	246.7	11.8	0	0
17	REC	Inventory	Inventory and Construction 438 UAB	2023/07/23	418.4	209.2	37	0	0	37	37	0	37	1	0.8	0	0	36	0	2.2	6.8	2.4	0	0	0	0
16	REC	Inventory	Inventory and Construction New UAB	2023/07/23	111.09	55.54	30	0	0	30	30	0	30	1	0.1	0	0	29	0	17.4	0	0	17.4	0	0	0
15	REC	Inventory	Inventory and Construction New UAB	2023/07/23	76.79	38.39	121	0	0	121	121	0	121	1	3	0	0	121	0	79.2	29.8	0	0	0	0	0
14	REC	Inventory	Inventory and Construction New UAB	2023/07/23	1235.14	617.57	271	0	0	271	271	0	271	1	0.6	0	0	269	0	177	31.8	4.2	149.3	1.8	0	0
13	REC	Inventory	Inventory and Construction 438 UAB	2023/07/23	173.2	86.6	25	0	0	25	25	0	25	1	0.8	0	0	24	0	188.8	7.8	0	16.8	0	18.8	4.8
12	REC	Inventory	Inventory and Construction 438 UAB	2023/07/23	2651	1325.5	246	0	0	246	246	0	246	1	241.7	0	0	11	0	1003	101.2	0	203	101.2	0	0
11	REC	Inventory	Inventory and Construction 438 UAB	2023/07/23	1172.1	586.05	25	0	0	25	25	0	25	1	0.1	0	0	24	0	188.8	7.8	0	16.8	0	18.8	4.8
10	REC	Inventory	Inventory and Construction 438 UAB	2023/07/23	675.1	337.55	24	0	0	24	24	0	24	1	0.2	0	0	23	0	170.4	12.1	0	18.8	0	18.8	4.8
9	REC	Inventory	Inventory and Construction 438 UAB	2023/07/23	533.1	266.55	11	0	0	11	11	0	11	1	0	0	0	10	0	188.8	7.8	0	16.8	0	18.8	4.8
8	REC	Inventory	Inventory and Construction 438 UAB	2023/07/23	1172.1	586.05	25	0	0	25	25	0	25	1	0.1	0	0	24	0	188.8	7.8	0	16.8	0	18.8	4.8
7	REC	Inventory	Inventory and Construction 438 UAB	2023/07/23	1172.1	586.05	25	0	0	25	25	0	25	1	0.1	0	0	24	0	188.8	7.8	0	16.8	0	18.8	4.8
6	REC	Inventory	Inventory and Construction 438 UAB	2023/07/23	1172.1	586.05	25	0	0	25	25	0	25	1	0.1	0	0	24	0	188.8	7.8	0	16.8	0	18.8	4.8
5	REC	Inventory	Inventory and Construction 438 UAB	2023/07/23	1172.1	586.05	25	0	0	25	25	0	25	1	0.1	0	0	24	0	188.8	7.8	0	16.8	0	18.8	4.8
4	REC	Inventory	Inventory and Construction 438 UAB	2023/07/23	1172.1	586.05	25	0	0	25	25	0	25	1	0.1	0	0	24	0	188.8	7.8	0	16.8	0	18.8	4.8
3	REC	Inventory	Inventory and Construction 438 UAB	2023/07/23	1172.1	586.05	25	0	0	25	25	0	25	1	0.1	0	0	24	0	188.8	7.8	0	16.8	0	18.8	4.8
2	REC	Inventory	Inventory and Construction 438 UAB	2023/07/23	1172.1	586.05	25	0	0	25	25	0	25	1	0.1	0	0	24	0	188.8	7.8	0	16.8	0	18.8	4.8
1	REC	Inventory	Inventory and Construction 438 UAB	2023/07/23	1172.1	586.05	25	0	0	25	25	0	25	1	0.1	0	0	24	0	188.8	7.8	0	16.8	0	18.8	4.8

3



Item No.	Category	Description	Unit	QTY	UNIT PRICE	AMOUNT	TAX	TOTAL
64	BLC	Handing over of the construction work to the contractor for the construction of the building (11th floor addition)	3000	260	780.00	0.00	780.00	
65	BLC	Handing over and construction of the building (11th floor addition) - 3000 units	3000	260	780.00	0.00	780.00	
66	BLC	Handing over and construction of the building (11th floor addition) - 64.1 units	64.1	260	16.66	0.00	16.66	
67	BLC	Handing over and construction of the building (11th floor addition) - 1520.1 units	1520.1	260	395.23	0.00	395.23	
68	BLC	Handing over and construction of the building (11th floor addition) - 2718.2 units	2718.2	260	706.73	0.00	706.73	
69	BLC	Handing over and construction of the building (11th floor addition) - 1079.5 units	1079.5	260	280.67	0.00	280.67	

7

Sektor		Membina		Kementerian		Projek		Masa		Jumlah		Masa		Masa		Masa		Masa		Masa		Masa	
1	2	3	4	5	6	7	8	9	10	11	12	13	14	15	16	17	18	19	20	21	22	23	
1	BEL	Ben Gurion	Ben Gurion	Ben Gurion	Ben Gurion	Ben Gurion	Ben Gurion	Ben Gurion	Ben Gurion	Ben Gurion	Ben Gurion	Ben Gurion	Ben Gurion	Ben Gurion	Ben Gurion	Ben Gurion	Ben Gurion	Ben Gurion	Ben Gurion	Ben Gurion	Ben Gurion	Ben Gurion	
2	BLE	Ben Gurion	Ben Gurion	Ben Gurion	Ben Gurion	Ben Gurion	Ben Gurion	Ben Gurion	Ben Gurion	Ben Gurion	Ben Gurion	Ben Gurion	Ben Gurion	Ben Gurion	Ben Gurion	Ben Gurion	Ben Gurion	Ben Gurion	Ben Gurion	Ben Gurion	Ben Gurion	Ben Gurion	
3	BEK	Ben Gurion	Ben Gurion	Ben Gurion	Ben Gurion	Ben Gurion	Ben Gurion	Ben Gurion	Ben Gurion	Ben Gurion	Ben Gurion	Ben Gurion	Ben Gurion	Ben Gurion	Ben Gurion	Ben Gurion	Ben Gurion	Ben Gurion	Ben Gurion	Ben Gurion	Ben Gurion	Ben Gurion	
4	BIE	Ben Gurion	Ben Gurion	Ben Gurion	Ben Gurion	Ben Gurion	Ben Gurion	Ben Gurion	Ben Gurion	Ben Gurion	Ben Gurion	Ben Gurion	Ben Gurion	Ben Gurion	Ben Gurion	Ben Gurion	Ben Gurion	Ben Gurion	Ben Gurion	Ben Gurion	Ben Gurion	Ben Gurion	
5	BIF	Ben Gurion	Ben Gurion	Ben Gurion	Ben Gurion	Ben Gurion	Ben Gurion	Ben Gurion	Ben Gurion	Ben Gurion	Ben Gurion	Ben Gurion	Ben Gurion	Ben Gurion	Ben Gurion	Ben Gurion	Ben Gurion	Ben Gurion	Ben Gurion	Ben Gurion	Ben Gurion	Ben Gurion	
6	BIG	Ben Gurion	Ben Gurion	Ben Gurion	Ben Gurion	Ben Gurion	Ben Gurion	Ben Gurion	Ben Gurion	Ben Gurion	Ben Gurion	Ben Gurion	Ben Gurion	Ben Gurion	Ben Gurion	Ben Gurion	Ben Gurion	Ben Gurion	Ben Gurion	Ben Gurion	Ben Gurion	Ben Gurion	
7	BIL	Ben Gurion	Ben Gurion	Ben Gurion	Ben Gurion	Ben Gurion	Ben Gurion	Ben Gurion	Ben Gurion	Ben Gurion	Ben Gurion	Ben Gurion	Ben Gurion	Ben Gurion	Ben Gurion	Ben Gurion	Ben Gurion	Ben Gurion	Ben Gurion	Ben Gurion	Ben Gurion	Ben Gurion	
8	BIM	Ben Gurion	Ben Gurion	Ben Gurion	Ben Gurion	Ben Gurion	Ben Gurion	Ben Gurion	Ben Gurion	Ben Gurion	Ben Gurion	Ben Gurion	Ben Gurion	Ben Gurion	Ben Gurion	Ben Gurion	Ben Gurion	Ben Gurion	Ben Gurion	Ben Gurion	Ben Gurion	Ben Gurion	
9	BIN	Ben Gurion	Ben Gurion	Ben Gurion	Ben Gurion	Ben Gurion	Ben Gurion	Ben Gurion	Ben Gurion	Ben Gurion	Ben Gurion	Ben Gurion	Ben Gurion	Ben Gurion	Ben Gurion	Ben Gurion	Ben Gurion	Ben Gurion	Ben Gurion	Ben Gurion	Ben Gurion	Ben Gurion	

7







SL	Proj	Activity	Start	End	Duration	Resources	Costs	Revenue	Profit	Margin	ROI	NPV	IRR	Payback	Internal Rate of Return
42	BCC	Construction	27/12/2018	27/12/2018	1	2011	2011	2011	2011	2011	2011	2011	2011	2011	2011
43	BCC	Construction	27/12/2018	27/12/2018	1	2011	2011	2011	2011	2011	2011	2011	2011	2011	2011
44	BCC	Construction	27/12/2018	27/12/2018	1	2011	2011	2011	2011	2011	2011	2011	2011	2011	2011
45	BCC	Construction	27/12/2018	27/12/2018	1	2011	2011	2011	2011	2011	2011	2011	2011	2011	2011
46	BCC	Construction	27/12/2018	27/12/2018	1	2011	2011	2011	2011	2011	2011	2011	2011	2011	2011
47	BCC	Construction	27/12/2018	27/12/2018	1	2011	2011	2011	2011	2011	2011	2011	2011	2011	2011
48	BCC	Construction	27/12/2018	27/12/2018	1	2011	2011	2011	2011	2011	2011	2011	2011	2011	2011
49	BCC	Construction	27/12/2018	27/12/2018	1	2011	2011	2011	2011	2011	2011	2011	2011	2011	2011
50	BCC	Construction	27/12/2018	27/12/2018	1	2011	2011	2011	2011	2011	2011	2011	2011	2011	2011
51	BCC	Construction	27/12/2018	27/12/2018	1	2011	2011	2011	2011	2011	2011	2011	2011	2011	2011
52	BCC	Construction	27/12/2018	27/12/2018	1	2011	2011	2011	2011	2011	2011	2011	2011	2011	2011
53	BCC	Construction	27/12/2018	27/12/2018	1	2011	2011	2011	2011	2011	2011	2011	2011	2011	2011
54	BCC	Construction	27/12/2018	27/12/2018	1	2011	2011	2011	2011	2011	2011	2011	2011	2011	2011
55	BCC	Construction	27/12/2018	27/12/2018	1	2011	2011	2011	2011	2011	2011	2011	2011	2011	2011
56	BCC	Construction	27/12/2018	27/12/2018	1	2011	2011	2011	2011	2011	2011	2011	2011	2011	2011
57	BCC	Construction	27/12/2018	27/12/2018	1	2011	2011	2011	2011	2011	2011	2011	2011	2011	2011
58	BCC	Construction	27/12/2018	27/12/2018	1	2011	2011	2011	2011	2011	2011	2011	2011	2011	2011
59	BCC	Construction	27/12/2018	27/12/2018	1	2011	2011	2011	2011	2011	2011	2011	2011	2011	2011
60	BCC	Construction	27/12/2018	27/12/2018	1	2011	2011	2011	2011	2011	2011	2011	2011	2011	2011
61	BCC	Construction	27/12/2018	27/12/2018	1	2011	2011	2011	2011	2011	2011	2011	2011	2011	2011

9









Line	Item	Description	Start Date	End Date	Start Time	End Time	Start Day	End Day	Start Hour	End Hour	Start Minute	End Minute	Start Second	End Second	Start Millisecond	End Millisecond	Start Microsecond	End Microsecond	Start Nanosecond	End Nanosecond
20	BLE	204 Drive	27/12/2018	27/12/2018	214.18	101.5	47	0	0	47	0	0	47	0	0	47	0	0	47	0
21	BLE	204 Drive	27/12/2018	27/12/2018	214.18	101.5	47	0	0	47	0	0	47	0	0	47	0	0	47	0
22	BLE	204 Drive	27/12/2018	27/12/2018	214.18	101.5	47	0	0	47	0	0	47	0	0	47	0	0	47	0
23	BLE	204 Drive	27/12/2018	27/12/2018	214.18	101.5	47	0	0	47	0	0	47	0	0	47	0	0	47	0
24	BLE	204 Drive	27/12/2018	27/12/2018	214.18	101.5	47	0	0	47	0	0	47	0	0	47	0	0	47	0
25	BLE	204 Drive	27/12/2018	27/12/2018	214.18	101.5	47	0	0	47	0	0	47	0	0	47	0	0	47	0

7





19	RIC	Bergaji	Beneficiary Led Construction 374 UB Berau District Tempur Reved Project (709800929242)   No	30/01/2019	1194.45	493.5	242	0	0	242	241	0	0	241	3	17.7	0	0	233	0	0	169.2	38.8	0	0	189.2	55.8	0	0	0	0	0	0	0	0			
20	RIC	Bowa	Beneficiary Led Construction 200 UB Berau District Bera Reved Project (709800913155)   No Available	30/01/2019	671.4	300	150	0	0	150	150	0	0	150	3	-2.1	0	0	183	0	0	93.4	42	0	0	112.6	41.4	0	0	0	0	0	0	0				
21	RIC	Bopjur	Beneficiary Led Construction 594 UB Berau District Sukanor Reved Project (709801120758)   No	30/01/2019	1231.05	540	164	0	0	164	164	0	0	164	3	-2.4	0	0	166	0	0	78	166.8	-30.0	0	166.8	166.8	0	0	0	0	0	0	0	0			
22	RIC	Burador	Beneficiary Led construction 05-1132 UB B Etnaupur District Aga Reved (709800103411)   No Available	30/01/2019	361.32	189	86	0	0	86	86	0	0	86	3	16.2	0	0	86	0	0	597	190.8	0.8	0	307	390.8	-0.6	0	0	0	0	0	0	0			
23	RIC	Burubud-ara-Falegh	Beneficiary Led Enhancement 436 UB Berau District Burubud-ara-Falegh Project (709800929242)   No	30/01/2019	1463.64	664	334	0	0	334	334	0	0	334	3	1.2	0	0	333	0	0	213	64.8	0.8	0	213	64.8	0.6	0	0	0	0	0	0	0			
24	RIC	Burubud-ara-Falegh	Beneficiary Led Construction DUA-395- 176 UB Faleghani Pehchim Distric Barily Reved Project (709800001887)   No Available	30/01/2019	468.8	244	157	0	0	157	157	0	0	157	3	12.6	0	0	146	0	0	109.8	4.2	0.6	0	109.8	4.2	0.6	0	0	0	0	0	0	0	0		
25	RIC	Burubud-ara-Falegh	Beneficiary Led Construction 572 UB Berau District Burubud-ara-Falegh Project (709801993830)   No	30/01/2019	1188.37	531	294	0	0	294	294	0	0	294	3	4.9	0	0	276	0	0	-320.1	31.6	566.7	0	690.6	762.6	12	0	0	0	0	0	0	0	0		
26	RIC	Burubud-ara-Falegh	Beneficiary Led Construction DUA-395- 91 UB Gawa District Sambal Reved Project (709801064010)   No	30/01/2019	3091.78	1381.12	523	0	0	523	523	0	0	523	3	166.1	0	0	863	0	0	301	327.6	8	0	327.6	327.6	8	0	0	0	0	0	0	0	0	0	
27	RIC	Burubud-ara-Falegh	Beneficiary Led construction 124 UB Berau District Sambal Reved Project (709800910290)   No	30/01/2019	472.22	188	87	0	0	87	87	0	0	87	3	0.3	0	0	88	0	0	24.3	34.2	-12.9	0	106.2	34.2	0	0	0	0	0	0	0	0	0	0	
28	RIC	Burubud-ara-Falegh	Beneficiary Led Construction New 61 UB Gawa District Kawa Reved Project (709800000258)   No	30/01/2019	345.8	136.5	68	0	0	68	68	0	0	68	3	1.5	0	0	67	0	0	40.8	13.8	0	0	40.8	13.8	0	0	0	0	0	0	0	0	0	0	
29	RIC	Burubud-ara-Falegh	Beneficiary Led Construction New 61 UB Gawa District Kawa Reved Project (709800000258)   No	30/01/2019	204.78	91.5	37	0	0	37	37	0	0	37	3	3.3	0	0	27	0	0	18.6	25.2	0	0	18.6	25.2	0	0	0	0	0	0	0	0	0	0	
30	RIC	Burubud-ara-Falegh	Beneficiary Led Construction 572 UB Berau District Sambal Reved Project (709801340280)   No	30/01/2019	726.4	283	180	0	0	180	180	0	0	180	3	-46.2	0	0	179	0	0	1245.3	17.1	7.2	0	1413.2	18	0.6	0	0	0	0	0	0	0	0	0	0
31	RIC	Burubud-ara-Falegh	Beneficiary Led Construction 572 UB Berau District Sambal Reved Project (709801041027)   No	30/01/2019	2435.8	961.31	488	0	0	488	488	0	0	488	3	6.6	0	0	488	0	0	822.2	105	0.6	0	122.2	305	0.8	0	0	0	0	0	0	0	0	0	
32	RIC	Burubud-ara-Falegh	Beneficiary Led Construction New of 210 UB Berau District Kawa Reved Project (709801041027)   No	30/01/2019	704.86	133	142	0	0	142	142	0	0	142	3	3	0	0	189	0	0	118.8	16.8	1.8	0	118.8	16.8	1.8	0	0	0	0	0	0	0	0	0	
33	RIC	Burubud-ara-Falegh	Beneficiary Led Construction 572 UB Berau District Sambal Reved Project (709801340280)   No	30/01/2019	623.2	246	138	0	0	138	138	0	0	138	3	-2.6	0	0	134	0	0	68.4	24.6	-1.2	0	118.6	24.6	4	0	0	0	0	0	0	0	0	0	
34	RIC	Burubud-ara-Falegh	Beneficiary Led Construction 572 UB Berau District Sambal Reved Project (709801340280)   No	30/01/2019	304	120	65	0	0	65	65	0	0	65	3	0.5	0	0	63	0	0	41.4	9	0	0	41.4	9	0	0	0	0	0	0	0	0	0	0	
35	RIC	Burubud-ara-Falegh	Beneficiary Led Construction 115 UB Berau District Bera Reved Project (709801038185)   No	30/01/2019	483.19	207.3	98	0	0	98	98	0	0	98	3	17.1	0	0	93	0	0	63.6	27.8	0	0	63.6	27.8	0	0	0	0	0	0	0	0	0	0	
36	RIC	Burubud-ara-Falegh	Beneficiary Led Construction 013 UB Berau District Bera Reved Project (709801038185)   No	30/01/2019	209.59	462.5	243	0	0	243	243	0	0	243	3	41.2	0	0	251	0	0	174.8	27	1.2	0	174.8	27	1.8	0	0	0	0	0	0	0	0	0	0
37	RIC	Burubud-ara-Falegh	Beneficiary Led Construction 013 UB Berau District Bera Reved Project (709801038185)   No	30/01/2019	486.4	332	162	0	0	162	162	0	0	162	3	-1.2	0	0	160	0	0	46.8	42	2.4	0	46.8	42	2.4	0	0	0	0	0	0	0	0	0	

7

38	R/C	Kuala Lumpur	Berjadual Led Construction DUE8353-354 District Kajang URB Hada Revised Project (7C098012008353) (Not Available)	30/07/2019	1345.3	531	296	0	0	296	296	0	0	296	2	296	0	0	296	1	201.3	0	0	207	0	0	207	35.4	0	207	35.4	0	0	0	0	0	0	0											
39	R/C	Kuala Lumpur	Berjadual Led Construction 29 URB Hainan District Lushan Revised Project (7C09800640039171) (Not Available)	30/07/2019	97.29	43.5	24	0	0	24	24	0	0	24	2	24	0	0	24	1	0	0	23	0	0	15.4	0	0	15.6	3	0	15.6	3	0	0	0	0	0	0										
40	R/C	Kuala Lumpur	Berjadual Led construction 401 URB Mahad District Selayang Revised Project (7C09800640028262) (Not Available)	30/07/2019	1527.12	601.5	348	0	0	348	348	0	0	348	3	348	0	0	348	1	0	0	333	0	0	211.8	3.3	21	340.2	5.4	340.2	5.4	19.9	0	0	0	0	0	0										
41	R/C	Kuala Lumpur	Berjadual Led construction 238 URB Hainan District Keping Dehua Revised Project (7C09800657028457) (Not Available)	30/07/2019	872.09	343.2	214	0	0	214	214	0	0	214	3	214	0	0	214	1	-1.8	0	0	208	0	0	156.6	9.6	3.3	164.4	8.1	164.4	8.1	0	0	0	0	0	0	0									
42	R/C	Hulu Kelantan	Berjadual Led construction 251 URB Hilir Kelantan District Sempang Revised Project (7C09800640029175) (Not Available)	30/07/2019	756.04	310	94	0	0	94	94	0	0	94	3	94	0	0	94	1	-21.8	0	0	31	0	0	6.3	116.7	33.6	76.6	117	76.6	117	1.2	0	0	0	0	0	0									
43	R/C	Johor Bahru	Berjadual Led construction 238 URB Hilir Kelantan District Sempang Revised Project (7C09800640029175) (Not Available)	30/07/2019	955.87	376.3	213	0	0	213	213	0	0	213	3	213	0	0	213	1	-2.7	0	0	206	0	0	158.1	28.8	-0.6	161.4	28.8	161.4	28.8	0	0	0	0	0	0	0	0								
44	R/C	Kedah	Berjadual Led construction 445 URB Kedah District Sungai Petani Revised Project (7C09801200292575) (Not Available)	30/07/2019	788.83	303.3	182	0	0	182	182	0	0	182	3	182	0	0	182	1	-2.3	0	0	173	0	0	20.4	90	70.5	222.6	90	222.6	90	0	0	0	0	0	0	0	0	0							
45	R/C	Kedah	Berjadual Led construction 445 URB Kedah District Sungai Petani Revised Project (7C09801200292575) (Not Available)	30/07/2019	3217.99	1287.3	778	0	0	778	778	0	0	778	3	778	0	0	778	1	-24	0	0	696	0	0	387	51	-1.5	780	51	780	51	0	0	0	0	0	0	0	0								
46	R/C	Kedah	Berjadual Led Enhancement 217 URB Kedah District Merkap Revised Project (7C09800650020311) (Not Available)	30/07/2019	728.96	325.2	194	0	0	194	194	0	0	194	3	194	0	0	194	2	-24	0	0	133	0	0	123.4	16.8	0.6	123.6	16.8	123.6	16.8	36.8	4.6	36.8	4.6	0	0	0	0	0	0	0					
47	R/C	Kedah	Berjadual Led Construction DUE8353-44 URB Kedah District Sungai Petani Revised Project (7C0980135029381) (Not Available)	30/07/2019	728.64	134	100	0	0	199	192	0	0	192	3	192	0	0	192	1	-3.9	0	0	179	0	0	139.8	27	3	148.2	27	148.2	27	0	0	0	0	0	0	0	0	0	0						
48	R/C	Kedah	Berjadual Led Construction DUE8353-44 URB Kedah District Sungai Petani Revised Project (7C0980135029381) (Not Available)	30/07/2019	342.2	96	61	0	0	61	61	0	0	61	3	61	0	0	61	2	0	0	0	60	0	0	43.8	2.4	0	43.8	2.4	43.8	2.4	0	0	0	0	0	0	0	0	0	0	0					
49	R/C	Kedah	Berjadual Led Construction DUE8353-44 URB Kedah District Sungai Petani Revised Project (7C0980135029381) (Not Available)	30/07/2019	118.5	63	41	0	0	41	41	0	0	41	3	41	0	0	41	2	0	0	0	41	0	0	27.6	0.6	5.4	27.6	0.6	27.6	0.6	0	0	0	0	0	0	0	0	0	0	0	0				
50	R/C	Kedah	Berjadual Led Construction DUE8353-44 URB Kedah District Sungai Petani Revised Project (7C0980135029381) (Not Available)	30/07/2019	255.16	100.5	64	0	0	64	64	0	0	64	3	64	0	0	64	2	0.6	0	0	63	0	0	40.8	1.8	0	40.8	1.8	40.8	1.8	0	0	0	0	0	0	0	0	0	0	0	0				
51	R/C	Kedah	Berjadual Led Construction DUE8353-44 URB Kedah District Sungai Petani Revised Project (7C0980135029381) (Not Available)	30/07/2019	1142.46	450	267	0	0	267	267	0	0	267	3	267	0	0	267	1	-2.5	0	0	242	0	0	177.9	23.4	2.3	177.9	23.4	177.9	23.4	0	0	0	0	0	0	0	0	0	0	0	0	0			
52	R/C	Kedah	Berjadual Led Construction DUE8353-44 URB Kedah District Sungai Petani Revised Project (7C0980135029381) (Not Available)	30/07/2019	967.66	402	234	0	0	234	232	0	0	232	3	232	0	0	232	1	8.7	0	0	223	0	0	156	29.4	2.4	156	29.4	156	29.4	0	0	0	0	0	0	0	0	0	0	0	0	0			
53	R/C	Kedah	Berjadual Led Construction DUE8353-44 URB Kedah District Sungai Petani Revised Project (7C0980135029381) (Not Available)	30/07/2019	1070.47	428.6	271	0	0	271	271	0	0	271	3	271	0	0	271	2	-2.1	0	0	266	0	0	176.4	28.2	0	176.4	28.2	176.4	28.2	0	0	0	0	0	0	0	0	0	0	0	0	0	0		
54	R/C	Kedah	Berjadual Led Construction DUE8353-44 URB Kedah District Sungai Petani Revised Project (7C0980135029381) (Not Available)	30/07/2019	595.54	246	103	0	0	103	102	0	0	102	3	102	0	0	102	1	0	0	0	102	0	0	82.2	27.4	0	70.8	46.8	70.8	46.8	0	0	0	0	0	0	0	0	0	0	0	0	0	0	0	
55	R/C	Kedah	Berjadual Led Construction DUE8353-44 URB Kedah District Sungai Petani Revised Project (7C0980135029381) (Not Available)	30/07/2019	803.04	324.5	190	0	0	190	190	0	0	190	3	190	0	0	190	1	65.3	0	0	181	0	0	104.6	30	3.8	108.6	30	108.6	30	0	0	0	0	0	0	0	0	0	0	0	0	0	0	0	
56	R/C	Kedah	Berjadual Led Construction DUE8353-44 URB Kedah District Sungai Petani Revised Project (7C0980135029381) (Not Available)	30/07/2019	466.67	202.4	79	0	0	79	79	0	0	79	3	79	0	0	79	1	2.3	0	0	79	0	0	40.8	28.8	0	48.8	28.8	48.8	28.8	0	0	0	0	0	0	0	0	0	0	0	0	0	0	0	0

7



75	RIC	Phulbari	Beneficiary Led Construction-New of 134 DUs Reseed Under PMAY of URB Project District Phulbari (Not Available)   (709801360122)   (Not Available)	30/01/2019	4818.7	1701	30016	0	0	30016	30016	0	0	30016	3	182.7	0	0	995	0	0	664.8	74.4	3.8	661.2	74.4	3.8	0	0	0	0	0	0	0	0	0					
76	RIC	Phulbari	Beneficiary Led Construction DUKA-95-182 District Aga URB Phulbari Reseed Project (709800813038528)   (Not Available)	30/01/2019	9475.2	421	218	0	0	218	218	0	0	218	3	61.2	0	0	235	0	0	132.6	29	0.6	132.6	29	0.6	0	0	0	0	0	0	0	0	0	0				
77	RIC	Phulbari	Beneficiary Led Construction DUKA-95-156 URB Purampur District Reseed Project (7098015802823)   (Not Available)	30/01/2019	1333.8	516.5	351	0	0	351	351	0	0	351	3	12.7	0	0	343	0	0	172.5	0	0	0	0	0	0	0	0	0	0	0	0	0	0	0	0			
78	RIC	Purampur	Beneficiary Led Construction DUKA-95-156 URB Purampur District Reseed Project (709800882028857)   (Not Available)	30/01/2019	1010.8	399	255	0	0	255	255	0	0	255	1	4.5	0	0	248	0	0	157.2	4.8	0	157.2	4.8	0	0	0	0	0	0	0	0	0	0	0	0	0		
79	RIC	Purampur	Beneficiary Led Construction New of URB Project Reseed Project (7098015902923)   (Not Available)	30/01/2019	2155.18	961	570	0	0	570	570	0	0	570	1	21.4	0	0	490	0	0	448.2	75.3	0	448.2	75.3	0	0	0	0	0	0	0	0	0	0	0	0	0		
80	RIC	Purampur	Beneficiary Led Construction DUKA-95-796 URB Bamega District Virasat Reseed Project (7098012802869)   (Not Available)	30/01/2019	7674.56	1194	595	0	0	595	595	0	0	595	3	-129	0	0	578	0	0	505.2	158.4	0.8	505.2	158.4	0.8	0	0	0	0	0	0	0	0	0	0	0	0		
81	RIC	Phulbari	Beneficiary Led Construction of 153 DUs URB Phulbari District Purampur Reseed Project (70981586904857)   (Not Available)	30/01/2019	3907.68	1744.3	929	0	0	929	929	0	0	929	3	256	0	0	485	0	0	561.8	133.8	7.2	561.8	133.8	7.2	0	0	0	0	0	0	0	0	0	0	0	0		
82	RIC	Phulbari, Baram	Beneficiary Led Construction New of 544 DUs URB Phulbari District Reseed Project (709800041548)   (Not Available)	30/01/2019	2067.2	810	486	0	0	486	486	0	0	486	1	115.5	0	0	462	0	0	304.2	36.6	0	304.2	36.6	0	0	0	0	0	0	0	0	0	0	0	0	0	0	
83	RIC	Phulbari	Beneficiary Led Construction 172 URB Sabin District Reseed Project (7098012802869)   (Not Available)	30/01/2019	1018.4	407	228	0	0	228	228	0	0	228	3	3	0	0	221	0	0	142.2	27	0.6	142.2	27	0.6	0	0	0	0	0	0	0	0	0	0	0	0	0	
84	RIC	Phulbari	Beneficiary Led Construction New of 118 DUs Reseed Under PMAY of URB Phulbari District Reseed Project (7098015902923)   (Not Available)	30/01/2019	577.4	258	138	0	0	138	138	0	0	138	3	-0.9	0	0	134	0	0	88.8	22.2	0	88.8	22.2	0	0	0	0	0	0	0	0	0	0	0	0	0	0	
85	RIC	Phulbari	Beneficiary Led Construction New of 118 DUs Reseed Under PMAY of URB Phulbari District Reseed Project (7098015902923)   (Not Available)	30/01/2019	1493	667.9	355	0	0	355	355	0	0	355	3	3.9	0	0	346	0	0	271.6	67.8	0	271.6	67.8	0	0	0	0	0	0	0	0	0	0	0	0	0	0	
86	RIC	Phulbari	Beneficiary Led Construction New of 118 DUs Reseed Under PMAY of URB Phulbari District Reseed Project (7098015902923)   (Not Available)	30/01/2019	449.35	177	107	0	0	107	107	0	0	107	3	11.9	0	0	97	0	0	67.8	6.8	0	67.8	6.8	0	0	0	0	0	0	0	0	0	0	0	0	0	0	0
87	RIC	Phulbari	Beneficiary Led Construction 344 URB Phulbari District Reseed Project (7098005520875)   (Not Available)	30/01/2019	881.8	430.5	248	0	0	248	248	0	0	248	3	3.9	0	0	243	0	0	149.4	21.6	5.4	149.4	21.6	5.4	0	0	0	0	0	0	0	0	0	0	0	0	0	
88	RIC	Phulbari	Beneficiary Led Construction 344 URB Phulbari District Reseed Project (7098005520875)   (Not Available)	30/01/2019	1310.04	524	312	0	0	312	312	0	0	312	3	86.4	0	0	467	0	0	218.2	23.8	1.2	218.2	23.8	1.2	0	0	0	0	0	0	0	0	0	0	0	0	0	0
89	RIC	Phulbari	Beneficiary Led Construction 344 URB Phulbari District Reseed Project (7098005520875)   (Not Available)	30/01/2019	1070.12	421.5	273	0	0	273	273	0	0	273	3	1.3	0	0	265	0	0	171.3	5.4	0	171.3	5.4	0	0	0	0	0	0	0	0	0	0	0	0	0	0	0
90	RIC	Phulbari	Beneficiary Led Construction DUKA-95-796 URB Phulbari District Reseed Project (7098015902923)   (Not Available)	30/01/2019	1411.2	561	365	0	0	365	365	0	0	365	1	87.3	0	0	343	0	0	228	8.4	0	228	8.4	0	0	0	0	0	0	0	0	0	0	0	0	0	0	0
91	RIC	Phulbari	Beneficiary Led Construction New URB Phulbari District Reseed Project (70980100302534)   (Not Available)	30/01/2019	67.14	30	20	0	0	20	20	0	0	20	1	0	0	0	19	0	0	12	0	3.6	12	0	3.6	0	0	0	0	0	0	0	0	0	0	0	0	0	
92	RIC	Phulbari	Beneficiary Led Construction DUKA-95-796 URB Phulbari District Reseed Project (7098015902923)   (Not Available)	30/01/2019	244.5	99	6	0	0	6	6	0	0	6	1	-0.9	0	0	96	0	0	79.5	16.8	0	79.5	16.8	0	0	0	0	0	0	0	0	0	0	0	0	0	0	

7















Item	Category	Description	Start Date	End Date	Duration	Start Time	End Time	Start Day	End Day	Start Week	End Week	Start Month	End Month	Start Year	End Year	Start Hour	End Hour	Start Minute	End Minute	Start Second	End Second	Start Millisecond	End Millisecond
61	BLC	Construction	2020/02/01	2020/02/01	1	00:00	00:00	0	0	0	0	02	02	2020	2020	00	00	00	00	00	00	00	
62	BLC	Construction	2020/02/01	2020/02/01	1	00:00	00:00	0	0	0	0	02	02	2020	2020	00	00	00	00	00	00	00	
63	BLC	Construction	2020/02/01	2020/02/01	1	00:00	00:00	0	0	0	0	02	02	2020	2020	00	00	00	00	00	00	00	
64	BLC	Construction	2020/02/01	2020/02/01	1	00:00	00:00	0	0	0	0	02	02	2020	2020	00	00	00	00	00	00	00	
65	BLC	Construction	2020/02/01	2020/02/01	1	00:00	00:00	0	0	0	0	02	02	2020	2020	00	00	00	00	00	00	00	
66	BLC	Construction	2020/02/01	2020/02/01	1	00:00	00:00	0	0	0	0	02	02	2020	2020	00	00	00	00	00	00	00	
67	BLC	Construction	2020/02/01	2020/02/01	1	00:00	00:00	0	0	0	0	02	02	2020	2020	00	00	00	00	00	00	00	
68	BLC	Construction	2020/02/01	2020/02/01	1	00:00	00:00	0	0	0	0	02	02	2020	2020	00	00	00	00	00	00	00	
69	BLC	Construction	2020/02/01	2020/02/01	1	00:00	00:00	0	0	0	0	02	02	2020	2020	00	00	00	00	00	00	00	
70	BLC	Construction	2020/02/01	2020/02/01	1	00:00	00:00	0	0	0	0	02	02	2020	2020	00	00	00	00	00	00	00	
71	BLC	Construction	2020/02/01	2020/02/01	1	00:00	00:00	0	0	0	0	02	02	2020	2020	00	00	00	00	00	00	00	
72	BLC	Construction	2020/02/01	2020/02/01	1	00:00	00:00	0	0	0	0	02	02	2020	2020	00	00	00	00	00	00	00	
73	BLC	Construction	2020/02/01	2020/02/01	1	00:00	00:00	0	0	0	0	02	02	2020	2020	00	00	00	00	00	00	00	
74	BLC	Construction	2020/02/01	2020/02/01	1	00:00	00:00	0	0	0	0	02	02	2020	2020	00	00	00	00	00	00	00	
75	BLC	Construction	2020/02/01	2020/02/01	1	00:00	00:00	0	0	0	0	02	02	2020	2020	00	00	00	00	00	00	00	
76	BLC	Construction	2020/02/01	2020/02/01	1	00:00	00:00	0	0	0	0	02	02	2020	2020	00	00	00	00	00	00	00	
77	BLC	Construction	2020/02/01	2020/02/01	1	00:00	00:00	0	0	0	0	02	02	2020	2020	00	00	00	00	00	00	00	
78	BLC	Construction	2020/02/01	2020/02/01	1	00:00	00:00	0	0	0	0	02	02	2020	2020	00	00	00	00	00	00	00	
79	BLC	Construction	2020/02/01	2020/02/01	1	00:00	00:00	0	0	0	0	02	02	2020	2020	00	00	00	00	00	00	00	
80	BLC	Construction	2020/02/01	2020/02/01	1	00:00	00:00	0	0	0	0	02	02	2020	2020	00	00	00	00	00	00	00	
81	BLC	Construction	2020/02/01	2020/02/01	1	00:00	00:00	0	0	0	0	02	02	2020	2020	00	00	00	00	00	00	00	

7

82	BLC	Prague	Beneficiary led Construction D04 B3 U18 Power District Minor Renovation Project (7209807202983)   New Available	25/07/2019	288.8	127.5	77	0	0	72	22	0	77	3	1	-0.3	0	0	77	0	0	15.8	27.8	1.3	33.2	3.8	0	0	0	0	0											
83	BLC	Prague	Beneficiary led Construction D04 B3 U18 Power District Minor Renovation Project (720980719029484)   New Available	25/07/2019	514.06	229.5	137	0	0	137	125	0	137	3	1	-0.3	0	0	137	0	0	88	13.8	4.8	88	8.8	0	0	0	0	0	0	0									
84	BLC	Prague	Beneficiary led Construction D04 B3 U18 Power District Minor Renovation Project (720980734301317)   New Available	25/07/2019	278.8	126	76	0	0	90	92	0	92	3	1	-0.3	0	0	92	0	0	88	13.8	6.0	88	8.8	0	0	0	0	0	0	0	0	0							
85	BLC	Prague	Beneficiary led Construction D04 B3 U18 Power District Minor Renovation Project (7209807030898)   New Available	25/07/2019	62.2	28	36	0	0	194	282	0	282	3	1	-0.3	0	0	282	0	0	102.8	8.8	0	102.8	0.8	0	0	0	0	0	0	0	0	0	0	0					
86	BLC	Prague	Beneficiary led Construction D04 B3 U18 Power District Minor Renovation Project (7209807202983)   New Available	25/07/2019	624.46	231.5	126	0	0	130	128	0	130	3	1	-0.3	0	0	130	0	0	112	11.8	0	122	12.8	0	0	0	0	0	0	0	0	0	0	0					
87	BLC	Prague	Beneficiary led Construction D04 B3 U18 Power District Minor Renovation Project (720980734301317)   New Available	25/07/2019	184.83	82.2	34	0	0	34	34	0	34	3	1	-0.3	0	0	34	0	0	24	12.8	0	26	20.8	0	0	0	0	0	0	0	0	0	0	0	0				
88	BLC	Prague	Beneficiary led Construction D04 B3 U18 Power District Minor Renovation Project (7209807202983)   New Available	25/07/2019	234.8	123	32	0	0	132	133	0	133	3	1	-0.3	0	0	133	0	0	26.4	8.8	0	28.4	8	0	0	0	0	0	0	0	0	0	0	0	0				
89	BLC	Prague	Beneficiary led Construction D04 B3 U18 Power District Minor Renovation Project (720980734301317)   New Available	25/07/2019	118.8	53.5	23	0	0	23	23	0	23	3	1	-0.3	0	0	23	0	0	160.8	6.8	0	167.8	27.8	0	0	0	0	0	0	0	0	0	0	0	0	0			
90	BLC	Prague	Beneficiary led Construction D04 B3 U18 Power District Minor Renovation Project (7209807202983)   New Available	25/07/2019	164.8	73.3	38	0	0	38	38	0	38	3	1	-0.3	0	0	38	0	0	32.8	7.2	0	32.8	8.8	0	0	0	0	0	0	0	0	0	0	0	0	0			
91	BLC	Prague	Beneficiary led Construction D04 B3 U18 Power District Minor Renovation Project (7209807202983)   New Available	25/07/2019	211.88	82.3	48	0	0	48	48	0	48	3	1	-0.3	0	0	48	0	0	34.8	8.8	0	34.8	8.8	0	0	0	0	0	0	0	0	0	0	0	0	0			
92	BLC	Prague	Beneficiary led Construction D04 B3 U18 Power District Minor Renovation Project (7209807202983)   New Available	25/07/2019	217.3	77.3	28	0	0	28	28	0	28	3	1	-0.3	0	0	28	0	0	23.8	18.8	0	23.8	18.8	0	0	0	0	0	0	0	0	0	0	0	0	0	0		
93	BLC	Prague	Beneficiary led Construction D04 B3 U18 Power District Minor Renovation Project (7209807202983)   New Available	25/07/2019	273.8	87	33	0	0	33	33	0	33	3	1	-0.3	0	0	33	0	0	24.4	27	0	24.4	27	0	0	0	0	0	0	0	0	0	0	0	0	0	0		
94	BLC	Prague	Beneficiary led Construction D04 B3 U18 Power District Minor Renovation Project (7209807202983)   New Available	25/07/2019	278.8	88.3	33	0	0	33	33	0	33	3	1	-0.3	0	0	33	0	0	33.8	82.2	0	33.8	82.2	0	0	0	0	0	0	0	0	0	0	0	0	0	0	0	
95	BLC	Prague	Beneficiary led Construction D04 B3 U18 Power District Minor Renovation Project (7209807202983)   New Available	25/07/2019	282.4	124.8	88	0	0	88	88	0	88	3	1	-0.3	0	0	88	0	0	41.8	11.3	0	41.8	11.3	0	0	0	0	0	0	0	0	0	0	0	0	0	0	0	
96	BLC	Prague	Beneficiary led Construction D04 B3 U18 Power District Minor Renovation Project (7209807202983)   New Available	25/07/2019	115.8	51.8	28	0	0	28	28	0	28	3	1	-0.3	0	0	28	0	0	14.8	7.8	0	14.8	7.8	0	0	0	0	0	0	0	0	0	0	0	0	0	0	0	
97	BLC	Prague	Beneficiary led Construction D04 B3 U18 Power District Minor Renovation Project (7209807202983)   New Available	25/07/2019	282.4	82	32	0	0	32	32	0	32	3	1	-0.3	0	0	32	0	0	36.2	51.8	0	36.2	51.8	0	0	0	0	0	0	0	0	0	0	0	0	0	0	0	0
98	BLC	Prague	Beneficiary led Construction D04 B3 U18 Power District Minor Renovation Project (7209807202983)   New Available	25/07/2019	383.8	151.5	47	0	0	47	47	0	47	3	1	-0.3	0	0	47	0	0	8.8	73.8	0	8.8	73.8	0	0	0	0	0	0	0	0	0	0	0	0	0	0	0	0
99	BLC	Prague	Beneficiary led Construction D04 B3 U18 Power District Minor Renovation Project (7209807202983)   New Available	25/07/2019	137.8	52	23	0	0	23	23	0	23	3	1	-0.3	0	0	23	0	0	18.2	8.8	0	18.2	8.8	0	0	0	0	0	0	0	0	0	0	0	0	0	0	0	0
100	BLC	Prague	Beneficiary led Construction D04 B3 U18 Power District Minor Renovation Project (7209807202983)   New Available	25/07/2019	110.8	48	23	0	0	23	23	0	23	3	1	-0.3	0	0	23	0	0	23.8	18.8	0	23.8	18.8	0	0	0	0	0	0	0	0	0	0	0	0	0	0	0	0
101	BLC	Prague	Beneficiary led Construction D04 B3 U18 Power District Minor Renovation Project (7209807202983)   New Available	25/07/2019	133.8	81.3	33	0	0	33	33	0	33	3	1	-0.3	0	0	33	0	0	17.8	16.2	0	17.8	16.2	0	0	0	0	0	0	0	0	0	0	0	0	0	0	0	0

7

ID	Region	Project Name	Start Date	End Date	Area (km²)	Population	Investment (Rp)	Beneficiaries	Impact
102	BGC	Perencanaan dan Pelaksanaan Pembangunan Jalan Perumahan di Kelurahan Mekar Mahkota 1	2020/2019	2020/2019	33,14	133,5	6,1	0	0
103	BGC	Perencanaan dan Pelaksanaan Pembangunan Jalan Perumahan di Kelurahan Mekar Mahkota 1	2020/2019	2020/2019	20,14	98,0	5,0	0	0
104	BGC	Perencanaan dan Pelaksanaan Pembangunan Jalan Perumahan di Kelurahan Mekar Mahkota 1	2020/2019	2020/2019	42,24	201,3	1,87	0	0
105	BGC	Perencanaan dan Pelaksanaan Pembangunan Jalan Perumahan di Kelurahan Mekar Mahkota 1	2020/2019	2020/2019	59,38	298,6	0	0	0
106	BGC	Perencanaan dan Pelaksanaan Pembangunan Jalan Perumahan di Kelurahan Mekar Mahkota 1	2020/2019	2020/2019	34,92	144,3	6,62	0	0
107	BGC	Perencanaan dan Pelaksanaan Pembangunan Jalan Perumahan di Kelurahan Mekar Mahkota 1	2020/2019	2020/2019	22,77	127,8	6,0	0	0
108	BGC	Perencanaan dan Pelaksanaan Pembangunan Jalan Perumahan di Kelurahan Mekar Mahkota 1	2020/2019	2020/2019	42,24	201,3	1,87	0	0
109	BGC	Perencanaan dan Pelaksanaan Pembangunan Jalan Perumahan di Kelurahan Mekar Mahkota 1	2020/2019	2020/2019	59,38	298,6	0	0	0
110	BGC	Perencanaan dan Pelaksanaan Pembangunan Jalan Perumahan di Kelurahan Mekar Mahkota 1	2020/2019	2020/2019	39,04	138,0	10,1	0	0
111	BGC	Perencanaan dan Pelaksanaan Pembangunan Jalan Perumahan di Kelurahan Mekar Mahkota 1	2020/2019	2020/2019	29,01	118,0	6,0	0	0
112	BGC	Perencanaan dan Pelaksanaan Pembangunan Jalan Perumahan di Kelurahan Mekar Mahkota 1	2020/2019	2020/2019	14,28	58,0	2,0	0	0
113	BGC	Perencanaan dan Pelaksanaan Pembangunan Jalan Perumahan di Kelurahan Mekar Mahkota 1	2020/2019	2020/2019	38,74	134,0	5,0	0	0
114	BGC	Perencanaan dan Pelaksanaan Pembangunan Jalan Perumahan di Kelurahan Mekar Mahkota 1	2020/2019	2020/2019	48,37	248,0	15,0	0	0
115	BGC	Perencanaan dan Pelaksanaan Pembangunan Jalan Perumahan di Kelurahan Mekar Mahkota 1	2020/2019	2020/2019	51,2	25,0	11,0	0	0
116	BGC	Perencanaan dan Pelaksanaan Pembangunan Jalan Perumahan di Kelurahan Mekar Mahkota 1	2020/2019	2020/2019	13,04	58,0	8,0	0	0
117	BGC	Perencanaan dan Pelaksanaan Pembangunan Jalan Perumahan di Kelurahan Mekar Mahkota 1	2020/2019	2020/2019	10,64	69,0	2,0	0	0
118	BGC	Perencanaan dan Pelaksanaan Pembangunan Jalan Perumahan di Kelurahan Mekar Mahkota 1	2020/2019	2020/2019	10,64	69,0	2,0	0	0
119	BGC	Perencanaan dan Pelaksanaan Pembangunan Jalan Perumahan di Kelurahan Mekar Mahkota 1	2020/2019	2020/2019	10,64	69,0	2,0	0	0
120	BGC	Perencanaan dan Pelaksanaan Pembangunan Jalan Perumahan di Kelurahan Mekar Mahkota 1	2020/2019	2020/2019	10,64	69,0	2,0	0	0
121	BGC	Perencanaan dan Pelaksanaan Pembangunan Jalan Perumahan di Kelurahan Mekar Mahkota 1	2020/2019	2020/2019	10,64	69,0	2,0	0	0
122	BGC	Perencanaan dan Pelaksanaan Pembangunan Jalan Perumahan di Kelurahan Mekar Mahkota 1	2020/2019	2020/2019	10,64	69,0	2,0	0	0

7

129	B/C	Amara	Beneficiary Led Construction DUA 839s 333 ULS Kern District Revenue Revised Project (72090007020882)   No Available	25/02/2019	1262.4	499.3	228	0	28	228	228	0	0	228	3	2.1	0	0	225	0	0	151.2	142.8	1.3	111.2	4.8	1.2	36.8	13.2	0	
128	B/C	Chandrapur	Beneficiary Led Construction DUA 839s 112 ULS Karamani District Revenue Project (72090011000002)   No Available	25/02/2019	1378	1367	409	0	0	409	409	0	0	409	3	13.9	0	0	388	0	0	278.8	16.4	4.2	258.8	8.6	0	0	0	0	
125	B/C	Chandrapur	Beneficiary Led Construction DUA 839s 112 ULS Karamani District Revenue Project (72090011000002)   No Available	25/02/2019	2724	2593	50	0	0	50	50	0	0	50	3	4.9	0	0	48	0	0	39.6	1.8	3.2	36.4	3.8	0	0	0	0	
126	B/C	Chandrapur	Beneficiary Led Construction DUA 839s 112 ULS Karamani District Revenue Project (72090011000002)   No Available	25/02/2019	1823	1800	96	0	0	96	96	0	0	96	3	4.8	0	0	94	0	0	16.6	12.8	0.3	83.4	8.6	0	0	0	0	
127	B/C	Chandrapur	Beneficiary Led Construction DUA 839s 112 ULS Karamani District Revenue Project (72090011000002)   No Available	25/02/2019	1723	1673	103	0	0	103	103	0	0	103	3	0	0	0	101	0	0	6.8	4.8	0	5.8	2.8	0	0	0	0	
128	B/C	Chandrapur	Beneficiary Led Construction DUA 839s 112 ULS Karamani District Revenue Project (72090011000002)   No Available	25/02/2019	524	502	0	0	0	202	202	0	0	202	3	0	0	0	197	0	0	208	138.2	124	208.8	139.4	0	0	0	0	0
129	B/C	Chandrapur	Beneficiary Led Construction DUA 839s 112 ULS Karamani District Revenue Project (72090011000002)   No Available	25/02/2019	477.8	478	228	0	0	255	133	0	0	133	3	21.3	0	0	142	0	0	203.6	0.8	0	103.4	0.8	0	0	0	0	0
130	B/C	Chandrapur	Beneficiary Led Construction DUA 839s 112 ULS Karamani District Revenue Project (72090011000002)   No Available	25/02/2019	723.96	723.96	0	0	0	0	0	0	0	0	3	0.8	0	0	0	0	0	85	82.6	0	82	0	0	0	0	0	0
131	B/C	Chandrapur	Beneficiary Led Construction DUA 839s 112 ULS Karamani District Revenue Project (72090011000002)   No Available	25/02/2019	2020.8	802.8	111	0	0	141	110	0	0	110	3	4.7	0	0	295	0	0	205.8	30.1	3.4	205.4	4	0	0	0	0	0
132	B/C	Chandrapur	Beneficiary Led Construction DUA 839s 112 ULS Karamani District Revenue Project (72090011000002)   No Available	25/02/2019	5937.8	2738	123	0	0	123	123	0	0	123	3	15.6	0	0	1287	0	0	808	156.6	4.8	808	139.2	0	0	0	0	0
133	B/C	Chandrapur	Beneficiary Led Construction DUA 839s 112 ULS Karamani District Revenue Project (72090011000002)   No Available	25/02/2019	359.37	138	88	0	0	88	88	0	0	88	3	13.8	0	0	85	0	0	148.4	2.4	0	138.4	3.2	0	0	0	0	0
134	B/C	Chandrapur	Beneficiary Led Construction DUA 839s 112 ULS Karamani District Revenue Project (72090011000002)   No Available	25/02/2019	1535.64	645	87	0	0	37	37	0	0	37	3	7.8	0	0	283	0	0	202.5	50.7	0.4	285	57.6	0	0	0	0	0
135	B/C	Chandrapur	Beneficiary Led Construction DUA 839s 112 ULS Karamani District Revenue Project (72090011000002)   No Available	25/02/2019	712.37	229	150	0	0	150	150	0	0	150	3	2.7	0	0	142	0	0	87.6	34.8	3.4	87.6	4.2	0	0	0	0	0
136	B/C	Chandrapur	Beneficiary Led Construction DUA 839s 112 ULS Karamani District Revenue Project (72090011000002)   No Available	25/02/2019	1257.8	499.9	143	0	0	143	126	0	0	126	3	4.8	0	0	154	0	0	130.4	84.6	0	128.8	10.8	0	0	0	0	0
137	B/C	Chandrapur	Beneficiary Led Construction DUA 839s 112 ULS Karamani District Revenue Project (72090011000002)   No Available	25/02/2019	1178.2	183.8	252	0	0	252	202	0	0	202	3	30.3	0	0	247	0	0	770.4	64.2	0	172	71.6	0	0	0	0	0
138	B/C	Chandrapur	Beneficiary Led Construction DUA 839s 112 ULS Karamani District Revenue Project (72090011000002)   No Available	25/02/2019	443.12	108	71	0	0	71	71	0	0	71	3	4.2	0	0	71	0	0	47.1	12.1	20.1	81.4	4.8	0	0	0	0	0
139	B/C	Chandrapur	Beneficiary Led Construction DUA 839s 112 ULS Karamani District Revenue Project (72090011000002)   No Available	25/02/2019	821.24	824.5	214	0	0	214	154	0	0	154	3	50.4	0	0	482	0	0	287	11.2	0	287	18.2	0	0	0	0	0
140	B/C	Chandrapur	Beneficiary Led Construction DUA 839s 112 ULS Karamani District Revenue Project (72090011000002)   No Available	25/02/2019	144.86	64.5	0	0	0	0	0	0	0	0	3	1.1	0	0	33	0	0	23.7	7.6	1.3	28.8	3	0	0	0	0	0
141	B/C	Chandrapur	Beneficiary Led Construction DUA 839s 112 ULS Karamani District Revenue Project (72090011000002)   No Available	25/02/2019	774.82	348	232	0	0	248	182	0	0	182	3	6.2	0	0	188	0	0	143.4	34	3.4	142.4	23.4	0	0	0	0	0
142	B/C	Chandrapur	Beneficiary Led Construction DUA 839s 112 ULS Karamani District Revenue Project (72090011000002)   No Available	25/02/2019	2884.2	113	88	0	0	88	88	0	0	88	3	1.1	0	0	88	0	0	1.4	8.8	22.3	55.2	49.8	14.8	0	0	0	0

7

143	REC	Min	Beneficiary Led Construction New 426 District Queensland (72098073029359) (No Available) (2017/2018)	26/02/2019	1022.27	6286	381	0	0	381	304	0	0	305	3	26.8	0	0	0	0	258.8	407	0	228.8	467	0	0	0	0
144	REC	Low/mid	Beneficiary Led Construction Beachwood District (72098091181172) (No Available) (2017/2018)	26/02/2019	587.3	3233	100	0	0	100	88	0	0	88	3	4.8	0	0	0	0	64	163	0	89.4	46	0	0	0	0
145	REC	Approved	Beneficiary Led Construction 8319 Aboriginal District Shovel Project (7209809309359) (No Available) (2017/2018)	27/02/2019	3794.36	13485	626	0	0	626	529	0	0	621	3	3.3	0	0	0	0	386.4	127.2	5.4	391.8	111.8	5.4	72.8	68	1.2
146	REC	Open	Beneficiary Led Construction 104899 K District Special UAB (Available) (72098017904815) (No Available) (2017/2018)	28/02/2019	2792.68	7248.5	478	0	0	478	378	0	0	378	3	4.8	0	0	0	0	157.4	344.8	198.4	138	122	86.5	162.4	1.5	
147	REC	Approved	Beneficiary Led Construction 218 UAB Valarian District Revised Project (72098093021851) (No Available) (2017/2018)	28/02/2019	861.2	1481	74	0	0	74	128	0	0	128	3	8	0	0	0	0	11	91.8	89.4	10	22	52.4	12	0	0
148	REC	UAB	Beneficiary Led Construction 104899 K District Special UAB (Available) (72098093021851) (No Available) (2017/2018)	28/02/2019	721.83	327	124	0	0	124	128	0	0	128	3	1.2	0	0	0	0	71.4	299.4	0	71.4	89.4	0	82.4	6.9	0
149	REC	UAB	Beneficiary Led Construction 104899 K District Special UAB (Available) (72098093021851) (No Available) (2017/2018)	28/02/2019	827.95	2792.4	91	0	0	91	75	0	0	70	3	1.3	0	0	0	0	42	52.2	0	42.8	58.1	0	19.7	14.4	0
150	REC	Approved	Beneficiary Led Construction 208 UAB Valarian District Revised Project (72098010020211) (No Available) (2017/2018)	28/02/2019	1221.88	4573.5	274	0	0	274	274	0	0	274	3	26.4	0	0	0	0	185	7.8	0	188	82.0	0	0	0	0
151	REC	Approved	Beneficiary Led Construction 104899 K District Special UAB (Available) (72098013029163) (No Available) (2017/2018)	28/02/2019	139.4	43	88	0	0	88	88	0	0	88	3	0	0	0	0	0	27.8	0	1.2	29.4	4.8	0	0	0	0
152	REC	Approved	Beneficiary Led Construction 208 UAB Valarian District Revised Project (72098010020211) (No Available) (2017/2018)	28/02/2019	1625	4373.5	362	0	0	362	367	0	0	367	3	0.9	0	0	0	0	201	62.4	5.8	201	78.8	4.8	136.2	45	4.4
153	REC	UAB	Beneficiary Led Construction 104899 K District Special UAB (Available) (72098093021851) (No Available) (2017/2018)	28/02/2019	255.33	124	48	0	0	48	48	0	0	48	3	8.8	0	0	0	0	42.4	4.2	0	42.8	4.2	0	78	1.5	0
154	REC	Approved	Beneficiary Led Construction 8319 Aboriginal District Shovel Project (7209809309359) (No Available) (2017/2018)	28/02/2019	2648.96	13488	628	0	0	628	624	0	0	624	3	28.8	0	0	0	0	422.4	199.2	44.4	422.8	52.2	48.8	0	0	0
155	REC	Approved	Beneficiary Led Construction 8319 Aboriginal District Shovel Project (7209809309359) (No Available) (2017/2018)	28/02/2019	1549.48	7488	381	0	0	381	381	0	0	381	3	1.8	0	0	0	0	42.4	298.8	0	42.2	35.6	0	1.2	207.8	0
156	REC	Approved	Beneficiary Led Construction 104899 K District Special UAB (Available) (72098093021851) (No Available) (2017/2018)	28/02/2019	7003.41	27363.5	1348	0	0	1348	1347	0	0	1337	3	188.7	0	0	0	0	787.4	443.4	1.8	783.4	444.8	0	0	0	0
157	REC	UAB	Beneficiary Led Construction 104899 K District Special UAB (Available) (72098093021851) (No Available) (2017/2018)	28/02/2019	2380.2	8433	402	0	0	402	394	0	0	391	3	65.7	0	0	0	0	264.8	213.8	27.4	264.8	88.6	12.8	0	0	0
158	REC	Approved	Beneficiary Led Construction 208 UAB Valarian District Revised Project (72098010020211) (No Available) (2017/2018)	28/02/2019	635.99	202.5	150	0	0	150	148	0	0	148	3	8.8	0	0	0	0	705.8	13.8	0	705.4	79	0	0	0	0
159	REC	Approved	Beneficiary Led Construction 8319 Aboriginal District Shovel Project (7209809309359) (No Available) (2017/2018)	28/02/2019	14113.4	7189.5	4030	0	0	4030	4025	0	0	4025	3	0.98	0	0	0	0	2879	1081.8	64.3	2138	39.4	189.8	0	0	0
160	REC	Approved	Beneficiary Led Construction 104899 K District Special UAB (Available) (72098093021851) (No Available) (2017/2018)	28/02/2019	4822.84	180	96	0	0	96	92	0	0	92	3	0.3	0	0	0	0	27.6	4.2	0	72.8	4.8	0	203	0	0
161	REC	Approved	Beneficiary Led Construction 104899 K District Special UAB (Available) (72098093021851) (No Available) (2017/2018)	28/02/2019	703	277.5	181	0	0	181	182	0	0	182	3	6.5	0	0	0	0	138.8	0.8	0	139.2	0.8	1.2	0	0	0
162	REC	Approved	Beneficiary Led Construction 104899 K District Special UAB (Available) (72098093021851) (No Available) (2017/2018)	28/02/2019	278.84	124.4	82	0	0	82	82	0	0	82	3	0	0	0	0	0	39	13.8	0	39	18.7	0	0	0	0
163	REC	Approved	Beneficiary Led Construction 104899 K District Special UAB (Available) (72098093021851) (No Available) (2017/2018)	28/02/2019	1438.89	442	272	0	0	272	271	0	0	271	3	4.3	0	0	0	0	186.4	224.8	82.2	164.8	43.2	0	0	0	0

7







Line Item	Project Name	Location	Start Date	End Date	Status	Value	Cost	Revenue	Profit	Margin	ROI	NPV	IRR	Payback	Risk	Rating		
204	Sanjour District Construction Phase 1A	Sanjour	25/07/2019	11/01/2020	C	11511.58	6024.55	11388	27.38	23.96	0.2116	2409	18.08	213.25	254.2	0.22		
205	Sanjour District Construction Phase 1B	Sanjour	25/07/2019	11/01/2020	C	1373.8	762.5	531	50	37.9	0.277	384	28.4	113.25	0	0.25		
206	Sanjour District Construction Phase 1C	Sanjour	25/07/2019	11/01/2020	C	821.8	418.8	699	69	84	0.1016	571.6	127.2	6.8	571.6	306.4	0.53	
207	Sanjour District Construction Phase 1D	Sanjour	25/07/2019	11/01/2020	C	206.5	118.5	170	70	34	0.164	46.2	3.8	0	8.4	0	0.25	
208	Sanjour District Construction Phase 1E	Sanjour	25/07/2019	11/01/2020	C	1896.1	720	299	299	299	0.1577	128.8	128.8	118.2	0	0	0	
209	Sanjour District Construction Phase 1F	Sanjour	25/07/2019	11/01/2020	C	449.84	201	95	95	95	0.2112	38.6	20.8	20.8	88.4	0	0	
210	Sanjour District Construction Phase 1G	Sanjour	25/07/2019	11/01/2020	C	877.64	274	148	148	148	0.1686	9.4	9.4	9.4	9.4	0	0	
211	Sanjour District Construction Phase 1H	Sanjour	25/07/2019	11/01/2020	C	725.13	324	202	202	202	0.2785	379.4	7.8	179.4	0	0	0	
212	Sanjour District Construction Phase 1I	Sanjour	25/07/2019	11/01/2020	C	2458.2	881	454	454	454	0.1847	364	46.2	364	67.8	0	0	
213	Sanjour District Construction Phase 1J	Sanjour	25/07/2019	11/01/2020	C	844.45	372	201	201	201	0.2381	348.4	30.8	153.8	35.4	0.8	0	
214	Sanjour District Construction Phase 1K	Sanjour	25/07/2019	11/01/2020	C	1118	485	332	332	332	0.297	222	0.6	222	0.8	0	0	
215	Sanjour District Construction Phase 1L	Sanjour	25/07/2019	11/01/2020	C	275.25	128	63	63	63	0.2289	48	14.2	0	48	170	0	0
216	Sanjour District Construction Phase 1M	Sanjour	25/07/2019	11/01/2020	C	779	307.5	149	149	149	0.1913	107	34.8	0.8	107	30.8	0	0
217	Sanjour District Construction Phase 1N	Sanjour	25/07/2019	11/01/2020	C	1029.6	388.5	343	343	343	0.3332	330.8	27.8	130.2	48.8	0.28	0	0
218	Sanjour District Construction Phase 1O	Sanjour	25/07/2019	11/01/2020	C	402.8	182.5	108	108	108	0.2678	79.4	9	82.2	8	0	0	
219	Sanjour District Construction Phase 1P	Sanjour	25/07/2019	11/01/2020	C	685.88	279	174	174	174	0.2538	100.2	1.2	143.8	4.8	0	0	
220	Sanjour District Construction Phase 1Q	Sanjour	25/07/2019	11/01/2020	C	711.68	338	159	159	159	0.2234	92.4	35.4	18.8	38.8	0	0	
221	Sanjour District Construction Phase 1R	Sanjour	25/07/2019	11/01/2020	C	792.84	349.5	207	207	207	0.2618	143.4	39	218.8	15.4	0	0	
222	Sanjour District Construction Phase 1S	Sanjour	25/07/2019	11/01/2020	C	3679.78	144	729	729	729	0.1982	442	152.4	441	112.8	0	0	
223	Sanjour District Construction Phase 1T	Sanjour	25/07/2019	11/01/2020	C	1233.8	531	360	360	360	0.2918	24.6	1.8	24.8	1.8	0	0	

7

Proj No	Proj Name	Proj Code	Proj Description	Proj Status	Proj Start	Proj End	Proj Budget	Proj Progress	Proj Cost	Proj Revenue	Proj Profit	Proj Risk
234	Benkady Led Construction	DL48753	Benkady Led Construction DL48753	1	25/02/2018	31/03/2018	1881.21	72.1	1350.0	1881.21	0.0	1
235	Benkady Led Construction	DL48754	Benkady Led Construction DL48754	1	25/02/2018	31/03/2018	1881.21	72.1	1350.0	1881.21	0.0	1
236	Benkady Led Construction	DL48755	Benkady Led Construction DL48755	1	25/02/2018	31/03/2018	1881.21	72.1	1350.0	1881.21	0.0	1
237	Benkady Led Construction	DL48756	Benkady Led Construction DL48756	1	25/02/2018	31/03/2018	1881.21	72.1	1350.0	1881.21	0.0	1
238	Benkady Led Construction	DL48757	Benkady Led Construction DL48757	1	25/02/2018	31/03/2018	1881.21	72.1	1350.0	1881.21	0.0	1
239	Benkady Led Construction	DL48758	Benkady Led Construction DL48758	1	25/02/2018	31/03/2018	1881.21	72.1	1350.0	1881.21	0.0	1
240	Benkady Led Construction	DL48759	Benkady Led Construction DL48759	1	25/02/2018	31/03/2018	1881.21	72.1	1350.0	1881.21	0.0	1
241	Benkady Led Construction	DL48760	Benkady Led Construction DL48760	1	25/02/2018	31/03/2018	1881.21	72.1	1350.0	1881.21	0.0	1
242	Benkady Led Construction	DL48761	Benkady Led Construction DL48761	1	25/02/2018	31/03/2018	1881.21	72.1	1350.0	1881.21	0.0	1
243	Benkady Led Construction	DL48762	Benkady Led Construction DL48762	1	25/02/2018	31/03/2018	1881.21	72.1	1350.0	1881.21	0.0	1
244	Benkady Led Construction	DL48763	Benkady Led Construction DL48763	1	25/02/2018	31/03/2018	1881.21	72.1	1350.0	1881.21	0.0	1

Proj. Nr.	Proj. Name	Proj. Status	Proj. Start	Proj. End	Proj. Budget	Proj. Actual	Proj. Variance	Proj. % Comp.	Proj. Risk	Proj. Notes
245	B/C Umbau	Planung	25.07.2019		322.27	144	54	0	0	Proj. für den Umbau des B/C im Bereich...
246	B/C UBA	Planung	25.07.2019		243.5	109	45	0	0	Proj. für den Umbau des B/C im Bereich...
247	B/C Umbau	Planung	25.07.2019		459.4	181.5	40	0	0	Proj. für den Umbau des B/C im Bereich...
248	B/C Umbau	Planung	25.07.2019		1533.38	644	42	0	0	Proj. für den Umbau des B/C im Bereich...

7





7

№	Примечание	Итого по объектам, подлежащим ремонту	всего	на 2019 г.	на 2020 г.	на 2021 г.	на 2022 г.	на 2023 г.	на 2024 г.	на 2025 г.	на 2026 г.	на 2027 г.	на 2028 г.	на 2029 г.	на 2030 г.	на 2031 г.	на 2032 г.
01	Проект "Объекты капитального строительства" (сметы)	15000000	15000000	15000000	15000000	15000000	15000000	15000000	15000000	15000000	15000000	15000000	15000000	15000000	15000000	15000000	15000000

Line	Account	Obj	Project	Proj Title	Start Date	End Date	Estimate	Actual	Encumbrance	Balance	Actual %	Encumbrance %	Balance %	Actual	Encumbrance	Balance	Actual %	Encumbrance %	Balance %								
1	RIC	Administration	214 USA Agriculture District Maintenance	214 USA Agriculture District Maintenance	21/06/2019	21/06/2019	27704	1774	402	0	6	0	0	113	0	0	388	0	264	182	58.2	248	20.4	224	0	0	0
2	RIC	Admin	214 USA Agriculture District Maintenance	214 USA Agriculture District Maintenance	21/06/2019	21/06/2019	11094	540	114	0	5	0	0	104	0	0	123	0	82	170	11.8	93	171.8	16.8	0	0	0
3	RIC	Admin	214 USA Agriculture District Maintenance	214 USA Agriculture District Maintenance	21/06/2019	21/06/2019	4711	361	25	0	1	0	0	11	0	0	25	0	18	13	0	14	13.8	0	0	0	0
4	RIC	Admin	214 USA Agriculture District Maintenance	214 USA Agriculture District Maintenance	21/06/2019	21/06/2019	3806	293	96	0	1	0	0	11	0	0	20	0	14	48	1.8	47	42.6	42	1.8	0	0
5	RIC	Admin	214 USA Agriculture District Maintenance	214 USA Agriculture District Maintenance	21/06/2019	21/06/2019	538	205	124	0	10	0	0	4	0	0	11	0	7	21	0	20	29.8	2	0	0	0
6	RIC	Admin	214 USA Agriculture District Maintenance	214 USA Agriculture District Maintenance	21/06/2019	21/06/2019	93	24	14	0	1	0	0	1	0	0	14	0	9	1	0	6	13.8	0	0	0	0
7	RIC	Admin	214 USA Agriculture District Maintenance	214 USA Agriculture District Maintenance	21/06/2019	21/06/2019	118	129	65	0	6	0	0	1	0	0	35	0	24	3	0	24	16.8	0	0	0	0
8	RIC	Admin	214 USA Agriculture District Maintenance	214 USA Agriculture District Maintenance	21/06/2019	21/06/2019	241	111	44	0	2	0	0	1	0	0	40	0	29	5	0	50	50.4	2	0	0	0
9	RIC	Admin	214 USA Agriculture District Maintenance	214 USA Agriculture District Maintenance	21/06/2019	21/06/2019	84	24	14	0	1	0	0	1	0	0	19	0	13	1	0	13	13.4	0	0	0	0
10	RIC	Admin	214 USA Agriculture District Maintenance	214 USA Agriculture District Maintenance	21/06/2019	21/06/2019	138	44	15	0	1	0	0	1	0	0	24	0	17	6	0	17	12.4	0	0	0	0
11	RIC	Admin	214 USA Agriculture District Maintenance	214 USA Agriculture District Maintenance	21/06/2019	21/06/2019	173	44	15	0	1	0	0	1	0	0	24	0	17	6	0	17	12.4	0	0	0	0
12	RIC	Admin	214 USA Agriculture District Maintenance	214 USA Agriculture District Maintenance	21/06/2019	21/06/2019	146	44	15	0	1	0	0	1	0	0	24	0	17	6	0	17	12.4	0	0	0	0
13	RIC	Admin	214 USA Agriculture District Maintenance	214 USA Agriculture District Maintenance	21/06/2019	21/06/2019	78	20	12	0	1	0	0	1	0	0	14	0	10	2	0	10	10.2	0	0	0	0
14	RIC	Admin	214 USA Agriculture District Maintenance	214 USA Agriculture District Maintenance	21/06/2019	21/06/2019	112	55	34	0	1	0	0	1	0	0	24	0	17	6	0	17	12.4	0	0	0	0
15	RIC	Admin	214 USA Agriculture District Maintenance	214 USA Agriculture District Maintenance	21/06/2019	21/06/2019	234	81	34	0	1	0	0	1	0	0	44	0	31	10	0	21	21.4	0	0	0	0
16	RIC	Admin	214 USA Agriculture District Maintenance	214 USA Agriculture District Maintenance	21/06/2019	21/06/2019	86	37	5	0	1	0	0	1	0	0	14	0	10	2	0	10	10.2	0	0	0	0
17	RIC	Admin	214 USA Agriculture District Maintenance	214 USA Agriculture District Maintenance	21/06/2019	21/06/2019	112	55	34	0	1	0	0	1	0	0	24	0	17	6	0	17	12.4	0	0	0	0
18	RIC	Admin	214 USA Agriculture District Maintenance	214 USA Agriculture District Maintenance	21/06/2019	21/06/2019	168	104	42	0	1	0	0	1	0	0	34	0	24	8	0	24	18.4	0	0	0	0
19	RIC	Admin	214 USA Agriculture District Maintenance	214 USA Agriculture District Maintenance	21/06/2019	21/06/2019	48	16	4	0	1	0	0	1	0	0	14	0	10	2	0	10	10.2	0	0	0	0
20	RIC	Admin	214 USA Agriculture District Maintenance	214 USA Agriculture District Maintenance	21/06/2019	21/06/2019	234	81	34	0	1	0	0	1	0	0	44	0	31	10	0	21	21.4	0	0	0	0
21	RIC	Admin	214 USA Agriculture District Maintenance	214 USA Agriculture District Maintenance	21/06/2019	21/06/2019	86	37	5	0	1	0	0	1	0	0	14	0	10	2	0	10	10.2	0	0	0	0
22	RIC	Admin	214 USA Agriculture District Maintenance	214 USA Agriculture District Maintenance	21/06/2019	21/06/2019	112	55	34	0	1	0	0	1	0	0	24	0	17	6	0	17	12.4	0	0	0	0
23	RIC	Admin	214 USA Agriculture District Maintenance	214 USA Agriculture District Maintenance	21/06/2019	21/06/2019	168	104	42	0	1	0	0	1	0	0	34	0	24	8	0	24	18.4	0	0	0	0
24	RIC	Admin	214 USA Agriculture District Maintenance	214 USA Agriculture District Maintenance	21/06/2019	21/06/2019	48	16	4	0	1	0	0	1	0	0	14	0	10	2	0	10	10.2	0	0	0	0
25	RIC	Admin	214 USA Agriculture District Maintenance	214 USA Agriculture District Maintenance	21/06/2019	21/06/2019	234	81	34	0	1	0	0	1	0	0	44	0	31	10	0	21	21.4	0	0	0	0
26	RIC	Admin	214 USA Agriculture District Maintenance	214 USA Agriculture District Maintenance	21/06/2019	21/06/2019	86	37	5	0	1	0	0	1	0	0	14	0	10	2	0	10	10.2	0	0	0	0
27	RIC	Admin	214 USA Agriculture District Maintenance	214 USA Agriculture District Maintenance	21/06/2019	21/06/2019	112	55	34	0	1	0	0	1	0	0	24	0	17	6	0	17	12.4	0	0	0	0
28	RIC	Admin	214 USA Agriculture District Maintenance	214 USA Agriculture District Maintenance	21/06/2019	21/06/2019	168	104	42	0	1	0	0	1	0	0	34	0	24	8	0	24	18.4	0	0	0	0
29	RIC	Admin	214 USA Agriculture District Maintenance	214 USA Agriculture District Maintenance	21/06/2019	21/06/2019	48	16	4	0	1	0	0	1	0	0	14	0	10	2	0	10	10.2	0	0	0	0
30	RIC	Admin	214 USA Agriculture District Maintenance	214 USA Agriculture District Maintenance	21/06/2019	21/06/2019	234	81	34	0	1	0	0	1	0	0	44	0	31	10	0	21	21.4	0	0	0	0

7







ID	Proj Name	Proj Type	Location	Start Date	End Date	Area (sqm)	Value (USD)	Area (sqm)	Value (USD)	Area (sqm)	Value (USD)	Area (sqm)	Value (USD)	Area (sqm)	Value (USD)	Area (sqm)	Value (USD)	Area (sqm)	Value (USD)
62	House Buyer	Residential	Berkeley and Concord	2020/02/18	2020/02/18	126.8	162.3	284.2	0	0	284.2	0	0	284.2	0	0	284.2	0	0
63	Home Design Firm	Residential	Home Design Firm	2020/02/18	2020/02/18	641.31	421.8	721.8	0	0	721.8	0	0	721.8	0	0	721.8	0	0
64	Home	Residential	Home	2020/02/18	2020/02/18	228.8	140.8	369.6	0	0	369.6	0	0	369.6	0	0	369.6	0	0
65	Home	Residential	Home	2020/02/18	2020/02/18	166.0	103.5	269.5	0	0	269.5	0	0	269.5	0	0	269.5	0	0
66	Home	Residential	Home	2020/02/18	2020/02/18	201.8	126.5	328.3	0	0	328.3	0	0	328.3	0	0	328.3	0	0
67	Home	Residential	Home	2020/02/18	2020/02/18	148.5	92.5	241.0	0	0	241.0	0	0	241.0	0	0	241.0	0	0
68	Home	Residential	Home	2020/02/18	2020/02/18	178.8	110.8	289.6	0	0	289.6	0	0	289.6	0	0	289.6	0	0
69	Home	Residential	Home	2020/02/18	2020/02/18	144.0	89.4	233.4	0	0	233.4	0	0	233.4	0	0	233.4	0	0
70	Home	Residential	Home	2020/02/18	2020/02/18	170.5	105.5	276.0	0	0	276.0	0	0	276.0	0	0	276.0	0	0
71	Home	Residential	Home	2020/02/18	2020/02/18	188.5	118.5	307.0	0	0	307.0	0	0	307.0	0	0	307.0	0	0
72	Home	Residential	Home	2020/02/18	2020/02/18	164.8	102.8	267.6	0	0	267.6	0	0	267.6	0	0	267.6	0	0
73	Home	Residential	Home	2020/02/18	2020/02/18	170.8	106.8	281.6	0	0	281.6	0	0	281.6	0	0	281.6	0	0
74	Home	Residential	Home	2020/02/18	2020/02/18	168.8	105.8	277.6	0	0	277.6	0	0	277.6	0	0	277.6	0	0
75	Home	Residential	Home	2020/02/18	2020/02/18	164.8	102.8	267.6	0	0	267.6	0	0	267.6	0	0	267.6	0	0
76	Home	Residential	Home	2020/02/18	2020/02/18	178.8	110.8	289.6	0	0	289.6	0	0	289.6	0	0	289.6	0	0
77	Home	Residential	Home	2020/02/18	2020/02/18	168.8	105.8	277.6	0	0	277.6	0	0	277.6	0	0	277.6	0	0
78	Home	Residential	Home	2020/02/18	2020/02/18	168.8	105.8	277.6	0	0	277.6	0	0	277.6	0	0	277.6	0	0
79	Home	Residential	Home	2020/02/18	2020/02/18	168.8	105.8	277.6	0	0	277.6	0	0	277.6	0	0	277.6	0	0
80	Home	Residential	Home	2020/02/18	2020/02/18	168.8	105.8	277.6	0	0	277.6	0	0	277.6	0	0	277.6	0	0

7



Line	Code	Description	Agency	Project	Start	End	Budget	Actual	YTD	Change	Balance	Encumbrance	Commitment	Contract	Contract	Contract	Contract	Contract	Contract	Contract	Contract
104	REC	Projects	REC	2023 US\$ 200,000,000 (1) REC	1/1/2023	12/31/2023	105,000,000	414	331	0	123	141	0	2,000	184	0	100,000	184	0	0	
105	REC	Projects	REC	2023 US\$ 200,000,000 (1) REC	1/1/2023	12/31/2023	699,500	330	0	230	150	0	180	0	114	0	228	0	0	0	
106	REC	Projects	REC	2023 US\$ 200,000,000 (1) REC	1/1/2023	12/31/2023	776,300	349	0	0	0	0	0	0	0	0	0	0	0	0	
107	REC	Projects	REC	2023 US\$ 200,000,000 (1) REC	1/1/2023	12/31/2023	134	40	0	0	0	0	0	0	0	0	0	0	0	0	
108	REC	Projects	REC	2023 US\$ 200,000,000 (1) REC	1/1/2023	12/31/2023	379,200	147	0	0	0	0	0	0	0	0	0	0	0	0	
109	REC	Projects	REC	2023 US\$ 200,000,000 (1) REC	1/1/2023	12/31/2023	150,400	470	0	0	0	0	0	0	0	0	0	0	0	0	
110	REC	Projects	REC	2023 US\$ 200,000,000 (1) REC	1/1/2023	12/31/2023	933,900	345,900	0	0	0	0	0	0	0	0	0	0	0	0	
111	REC	Projects	REC	2023 US\$ 200,000,000 (1) REC	1/1/2023	12/31/2023	106,700	471	0	0	0	0	0	0	0	0	0	0	0	0	
112	REC	Projects	REC	2023 US\$ 200,000,000 (1) REC	1/1/2023	12/31/2023	442,100	181,900	0	0	0	0	0	0	0	0	0	0	0	0	
113	REC	Projects	REC	2023 US\$ 200,000,000 (1) REC	1/1/2023	12/31/2023	162,000	115,500	0	0	0	0	0	0	0	0	0	0	0	0	
114	REC	Projects	REC	2023 US\$ 200,000,000 (1) REC	1/1/2023	12/31/2023	115,300	74,500	0	0	0	0	0	0	0	0	0	0	0	0	
115	REC	Projects	REC	2023 US\$ 200,000,000 (1) REC	1/1/2023	12/31/2023	601,500	313,500	0	0	0	0	0	0	0	0	0	0	0	0	
116	REC	Projects	REC	2023 US\$ 200,000,000 (1) REC	1/1/2023	12/31/2023	892,200	309	0	0	0	0	0	0	0	0	0	0	0	0	
117	REC	Projects	REC	2023 US\$ 200,000,000 (1) REC	1/1/2023	12/31/2023	841,300	378,500	0	0	0	0	0	0	0	0	0	0	0	0	
118	REC	Projects	REC	2023 US\$ 200,000,000 (1) REC	1/1/2023	12/31/2023	812,700	812	0	0	0	0	0	0	0	0	0	0	0	0	
119	REC	Projects	REC	2023 US\$ 200,000,000 (1) REC	1/1/2023	12/31/2023	342,900	842,800	0	0	0	0	0	0	0	0	0	0	0	0	
120	REC	Projects	REC	2023 US\$ 200,000,000 (1) REC	1/1/2023	12/31/2023	113,300	2042	0	0	0	0	0	0	0	0	0	0	0	0	
121	REC	Projects	REC	2023 US\$ 200,000,000 (1) REC	1/1/2023	12/31/2023	550,500	246	0	0	0	0	0	0	0	0	0	0	0	0	
122	REC	Projects	REC	2023 US\$ 200,000,000 (1) REC	1/1/2023	12/31/2023	481,140	2200,500	0	0	0	0	0	0	0	0	0	0	0	0	
123	REC	Projects	REC	2023 US\$ 200,000,000 (1) REC	1/1/2023	12/31/2023	673,500	348	0	0	0	0	0	0	0	0	0	0	0	0	
124	REC	Projects	REC	2023 US\$ 200,000,000 (1) REC	1/1/2023	12/31/2023	121,800	48	0	0	0	0	0	0	0	0	0	0	0	0	

Line Item	Account	Program	Activity	Project Title	Fiscal Year	Budget	Actual	Encum.	Inv. Bal.	Status			Budget	Actual	Encum.	Inv. Bal.	Budget	Actual	Encum.	Inv. Bal.			
										Compl.	In Prog.	Not Star.									Compl.	In Prog.	Not Star.
125	502	502	502	Health and Construction News 54	2016	102,351	81	0	0	24	0	0	102,351	81	0	0	24	0	0	102,351	81	0	0
126	502	502	502	Health and Construction News 54	2016	102,351	81	0	0	24	0	0	102,351	81	0	0	24	0	0	102,351	81	0	0
127	502	502	502	Health and Construction News 54	2016	102,351	81	0	0	24	0	0	102,351	81	0	0	24	0	0	102,351	81	0	0
128	502	502	502	Health and Construction News 54	2016	102,351	81	0	0	24	0	0	102,351	81	0	0	24	0	0	102,351	81	0	0
129	502	502	502	Health and Construction News 54	2016	102,351	81	0	0	24	0	0	102,351	81	0	0	24	0	0	102,351	81	0	0
130	502	502	502	Health and Construction News 54	2016	102,351	81	0	0	24	0	0	102,351	81	0	0	24	0	0	102,351	81	0	0
131	502	502	502	Health and Construction News 54	2016	102,351	81	0	0	24	0	0	102,351	81	0	0	24	0	0	102,351	81	0	0
132	502	502	502	Health and Construction News 54	2016	102,351	81	0	0	24	0	0	102,351	81	0	0	24	0	0	102,351	81	0	0
133	502	502	502	Health and Construction News 54	2016	102,351	81	0	0	24	0	0	102,351	81	0	0	24	0	0	102,351	81	0	0
134	502	502	502	Health and Construction News 54	2016	102,351	81	0	0	24	0	0	102,351	81	0	0	24	0	0	102,351	81	0	0
135	502	502	502	Health and Construction News 54	2016	102,351	81	0	0	24	0	0	102,351	81	0	0	24	0	0	102,351	81	0	0
136	502	502	502	Health and Construction News 54	2016	102,351	81	0	0	24	0	0	102,351	81	0	0	24	0	0	102,351	81	0	0
137	502	502	502	Health and Construction News 54	2016	102,351	81	0	0	24	0	0	102,351	81	0	0	24	0	0	102,351	81	0	0
138	502	502	502	Health and Construction News 54	2016	102,351	81	0	0	24	0	0	102,351	81	0	0	24	0	0	102,351	81	0	0
139	502	502	502	Health and Construction News 54	2016	102,351	81	0	0	24	0	0	102,351	81	0	0	24	0	0	102,351	81	0	0
140	502	502	502	Health and Construction News 54	2016	102,351	81	0	0	24	0	0	102,351	81	0	0	24	0	0	102,351	81	0	0
141	502	502	502	Health and Construction News 54	2016	102,351	81	0	0	24	0	0	102,351	81	0	0	24	0	0	102,351	81	0	0
142	502	502	502	Health and Construction News 54	2016	102,351	81	0	0	24	0	0	102,351	81	0	0	24	0	0	102,351	81	0	0
143	502	502	502	Health and Construction News 54	2016	102,351	81	0	0	24	0	0	102,351	81	0	0	24	0	0	102,351	81	0	0
144	502	502	502	Health and Construction News 54	2016	102,351	81	0	0	24	0	0	102,351	81	0	0	24	0	0	102,351	81	0	0
145	502	502	502	Health and Construction News 54	2016	102,351	81	0	0	24	0	0	102,351	81	0	0	24	0	0	102,351	81	0	0

7

146	RIC	Interior	Boundary and Construction Districts 2016 Performance with 2017 Revised Project # 702980003807 (1) Not Available	24/09/2019	802,309	30,643	69	0	0	88	113	0	0	89	2	1	113	0	0	89	2	1	113	0	0	89	2	1
147	RIC	Electricity	Boundary and Construction Districts 120 ULB River Dam District Revised Project # 70298012021041 (1) Not Available	29/02/2019	209,181	48,234	154	0	0	142	142	0	0	142	0	1	88.8	0	0	142	0	1	88.8	0	0	142	0	1
148	RIC	Water Supply	Boundary and Construction Districts 120 ULB River Dam District Revised Project # 70298012021041 (1) Not Available	24/09/2019	76,604	1,511	348	0	0	142	142	0	0	142	0	1	22.3	0	0	142	0	1	88.8	0	0	142	0	1
149	RIC	Miscellaneous	Boundary and Construction Districts 120 ULB River Dam District Revised Project # 70298012021041 (1) Not Available	31/05/2019	1,284	114	31	0	0	21	21	0	0	21	0	1	42.8	0	0	43	0	1	11	0	0	21	0	1
150	RIC	Water Supply	Construction of 120 ULB River Dam District Project # 70298012021041 (1) Not Available	31/05/2019	2,898	1,385	226	0	0	226	226	0	0	226	0	1	139	0	0	465	0	1	60	0	0	226	0	1
151	RIC	Water Supply	Boundary and Construction Districts 120 ULB River Dam District Revised Project # 70298012021041 (1) Not Available	28/05/2019	962,811	433	148	0	0	148	148	0	0	148	0	1	-4.3	0	0	113	0	1	728	136.0	-28.5	148	0	1
152	RIC	Water Supply	Boundary and Construction Districts 120 ULB River Dam District Revised Project # 70298012021041 (1) Not Available	24/09/2019	819,913	111,111	150	0	0	148	148	0	0	148	0	1	142.2	0	0	154	0	1	62.3	-44.2	-19.4	148	0	1
153	RIC	Water Supply	Boundary and Construction Districts 120 ULB River Dam District Revised Project # 70298012021041 (1) Not Available	18/06/2019	174,271	321	200	0	0	200	200	0	0	200	0	1	47.2	0	0	178	0	1	112.4	8.4	0	200	0	1
154	RIC	Water Supply	Boundary and Construction Districts 120 ULB River Dam District Revised Project # 70298012021041 (1) Not Available	24/09/2019	154,141	41.9	34	0	0	34	34	0	0	34	0	1	8.6	0	0	28	0	1	11.8	2	0	34	0	1
155	RIC	Water Supply	Boundary and Construction Districts 120 ULB River Dam District Revised Project # 70298012021041 (1) Not Available	28/09/2019	887,154	242	176	0	0	176	176	0	0	176	0	1	150.1	0	0	271	0	1	111	1.2	0.8	176	0	1
156	RIC	Water Supply	Boundary and Construction Districts 120 ULB River Dam District Revised Project # 70298012021041 (1) Not Available	29/06/2019	1,190	79	44	0	0	44	44	0	0	44	0	1	27.9	0	0	41	0	1	26.4	1.9	0	44	0	1
157	RIC	Water Supply	Boundary and Construction Districts 120 ULB River Dam District Revised Project # 70298012021041 (1) Not Available	18/05/2019	731,136	394	179	0	0	179	179	0	0	179	0	1	4.9	0	0	169	0	1	127.9	15.2	0	179	0	1
158	RIC	Water Supply	Boundary and Construction Districts 120 ULB River Dam District Revised Project # 70298012021041 (1) Not Available	23/06/2019	287.2	39	13	0	0	13	13	0	0	13	0	1	62.5	0	0	48	0	1	27.9	8.4	3.2	13	0	1
159	RIC	Water Supply	CONSTRUCTION OF 200 ULB RIVER DAM DISTRICT PROJECT Project # 70298012021041 (1) Not Available	18/06/2019	67.4	800	189	0	0	189	189	0	0	189	0	1	-82.2	0	0	242	0	1	11.4	30.4	0	189	0	1
160	RIC	Water Supply	Boundary and Construction Districts 120 ULB River Dam District Revised Project # 70298012021041 (1) Not Available	28/09/2019	199.7	68	38	0	0	38	38	0	0	38	0	1	0.6	0	0	16	0	1	-7	4	0	38	0	1
161	RIC	Water Supply	Boundary and Construction Districts 120 ULB River Dam District Revised Project # 70298012021041 (1) Not Available	24/09/2019	1,170,861	942	301	0	0	301	301	0	0	301	0	1	278	0	0	288	0	1	18.6	38.4	0	301	0	1
162	RIC	Water Supply	Boundary and Construction Districts 120 ULB River Dam District Revised Project # 70298012021041 (1) Not Available	24/09/2019	1,139,461	627.8	344	0	0	344	344	0	0	344	0	1	1,123.8	0	0	226	0	1	11.1	11.6	0.6	344	0	1
163	RIC	Water Supply	Boundary and Construction Districts 120 ULB River Dam District Revised Project # 70298012021041 (1) Not Available	24/09/2019	913	987.8	231	0	0	231	231	0	0	231	0	1	13.2	0	0	205	0	1	259	39.9	1.3	231	0	1
164	RIC	Water Supply	Boundary and Construction Districts 120 ULB River Dam District Revised Project # 70298012021041 (1) Not Available	28/09/2019	1,873.1	142	62	0	0	62	62	0	0	62	0	1	165.8	0	0	36	0	1	21	4.8	0	62	0	1
165	RIC	Water Supply	Boundary and Construction Districts 120 ULB River Dam District Revised Project # 70298012021041 (1) Not Available	24/09/2019	858.8	141	149	0	0	149	149	0	0	149	0	1	-1.8	0	0	141	0	1	27.2	6.6	-18.5	149	0	1
166	RIC	Water Supply	Boundary and Construction Districts 120 ULB River Dam District Revised Project # 70298012021041 (1) Not Available	23/06/2019	1,137.8	464.6	300	0	0	300	300	0	0	300	0	1	332	0	0	287	0	1	200.3	12.4	0	300	0	1

7





Sl. No.	Project/Item	Qty	Project Name	Contract Value	Quantity	Sl. No.	Project Name	Contract Value	Quantity	Sl. No.	Project Name	Contract Value	Quantity	Sl. No.	Project Name	Contract Value	Quantity	Sl. No.	Project Name	Contract Value	Quantity	Sl. No.	Project Name	Contract Value	Quantity	Sl. No.	Project Name	Contract Value	Quantity	Sl. No.	Project Name	Contract Value	Quantity							
1	RE	Amravati	Penetration Led Enhancement OUGB 895 12 UOB Akashnagar District Inqalib Project (7009801240002411) (Not Available)	18/06/2019	94.42	57	24	0	24	24	0	24	3	2	7.8	0	0	26	0	0	16.2	7.8	0	16.2	7.8	0	16.2	7.8	0	16.2	7.8	0	16.2	7.8	0	16.2	7.8			
2	RE	Ahmednagar	Penetration Led Enhancement OUGB 895 24 UOB Akashnagar District Maharashtra Project (7009801240002411) (Not Available)	18/06/2019	64.09	28	25	0	25	25	0	25	3	1	0.0	0	0	27	0	0	1.8	0.0	0	1.8	0.0	0	1.8	0.0	0	1.8	0.0	0	1.8	0.0	0	1.8	0.0	0	1.8	0.0
3	RE	Bhamburda	Penetration Led Enhancement 12 UOB Akashnagar District Maharashtra Project (7009801240002411) (Not Available)	18/06/2019	39.01	22.5	25	0	25	25	0	25	3	2	8.8	0	0	15	0	0	8.8	0	0	8.8	0	0	8.8	0	0	8.8	0	0	8.8	0	0	8.8	0	0	8.8	0
4	RE	Balsara	Construction of 85 Chh. of MC of UOB Maharashtra Project (7009801240002411) (Not Available)	18/06/2019	160.24	97.5	84	0	84	84	0	84	3	1	12.8	0	0	81	0	0	38.4	1.2	0	38.4	1.2	0	38.4	1.2	0	38.4	1.2	0	38.4	1.2	0	38.4	1.2	0	38.4	1.2
5	RE	Bhavnagar	Penetration Led Enhancement OUGB 895 Project (7009801240002411) (Not Available)	18/06/2019	133.31	79.5	80	0	80	80	0	80	3	1	8.0	0	0	82	0	0	46.2	0.6	0	46.2	0.6	0	46.2	0.6	0	46.2	0.6	0	46.2	0.6	0	46.2	0.6	0	46.2	0.6
6	RE	Bhavnagar	Penetration Led Enhancement OUGB 895 Project (7009801240002411) (Not Available)	18/06/2019	308.49	188	85	0	85	85	0	85	3	1	8.4	0	0	84	0	0	28.8	53.4	0	28.8	53.4	0	28.8	53.4	0	28.8	53.4	0	28.8	53.4	0	28.8	53.4	0	28.8	53.4
7	RE	Chandrapur	Construction of 138 OUGB 895 of BLC of Maharashtra Project (7009801240002411) (Not Available)	18/06/2019	239.999	205	117	0	117	117	0	117	3	1	9.0	0	0	110	0	0	88.4	1.8	0	88.4	1.8	0	88.4	1.8	0	88.4	1.8	0	88.4	1.8	0	88.4	1.8	0	88.4	1.8
8	RE	Chandrapur	Penetration Led Enhancement OUGB 895 10 UOB Ghorwad District Maharashtra Project (7009801240002411) (Not Available)	18/06/2019	71.92	45	46	0	46	46	0	46	3	2	0.0	0	0	29	0	0	34	0	0	34	0	0	34	0	0	34	0	0	34	0	0	34	0	0	34	0
9	RE	Chandrapur	Penetration Led Enhancement 57 UOB Maharashtra Project (7009801240002411) (Not Available)	18/06/2019	168.74	65.5	37	0	37	37	0	37	3	2	0.2	0	0	54	0	0	87.8	0	0	87.8	0	0	87.8	0	0	87.8	0	0	87.8	0	0	87.8	0	0	87.8	0
10	RE	Chandrapur	Construction of 11 UOB of BLC of Maharashtra Project (7009801240002411) (Not Available)	18/06/2019	38.54	46.5	22	0	22	22	0	22	3	1	6.0	0	0	32	0	0	19.8	0	0	19.8	0	0	19.8	0	0	19.8	0	0	19.8	0	0	19.8	0	0	19.8	0
11	RE	Chandrapur	Construction of 48 UOB of BLC of Maharashtra Project (7009801240002411) (Not Available)	18/06/2019	502.42	79	88	0	88	88	0	88	3	1	90.0	0	0	31	0	0	23.3	29.8	0	23.3	29.8	0	23.3	29.8	0	23.3	29.8	0	23.3	29.8	0	23.3	29.8	0	23.3	29.8
12	RE	Chandrapur	Penetration Led Enhancement OUGB 895 Project (7009801240002411) (Not Available)	18/06/2019	44.42	28.5	27	0	27	27	0	27	3	1	14.7	0	0	17	0	0	5.4	0.6	0	5.4	0.6	0	5.4	0.6	0	5.4	0.6	0	5.4	0.6	0	5.4	0.6	0	5.4	0.6
13	RE	Chandrapur	Penetration Led Enhancement 11 UOB Maharashtra Project (7009801240002411) (Not Available)	18/06/2019	189.999	202.5	69	0	69	69	0	69	3	1	16.8	0	0	31	0	0	32.7	0	0	32.7	0	0	32.7	0	0	32.7	0	0	32.7	0	0	32.7	0	0	32.7	0
14	RE	Chandrapur	Penetration Led Enhancement OUGB 895 Project (7009801240002411) (Not Available)	18/06/2019	129.22	76.5	80	0	80	80	0	80	3	1	0	0	0	49	0	0	25.5	4.2	0	25.5	4.2	0	25.5	4.2	0	25.5	4.2	0	25.5	4.2	0	25.5	4.2	0	25.5	4.2
15	RE	Chandrapur	Penetration Led Enhancement OUGB 895 Project (7009801240002411) (Not Available)	18/06/2019	43.07	25.5	36	0	36	36	0	36	3	1	0	0	0	36	0	0	7.2	0.6	0	7.2	0.6	0	7.2	0.6	0	7.2	0.6	0	7.2	0.6	0	7.2	0.6	0	7.2	0.6
16	RE	Chandrapur	Penetration Led Enhancement OUGB 895 Project (7009801240002411) (Not Available)	18/06/2019	29.57	18	22	0	22	22	0	22	3	1	1.0	0	0	11	0	0	0	0	0	0	0	0	0	0	0	0	0	0	0	0	0	0	0	0	0	0
17	RE	Chandrapur	Penetration Led Enhancement OUGB 895 Project (7009801240002411) (Not Available)	18/06/2019	233.9	151.5	87	0	87	87	0	87	3	1	3.3	0	0	97	0	0	40	7.8	0	40	7.8	0	40	7.8	0	40	7.8	0	40	7.8	0	40	7.8	0	40	7.8
18	RE	Chandrapur	Penetration Led Enhancement OUGB 895 Project (7009801240002411) (Not Available)	18/06/2019	11.99	7.5	9	0	9	9	0	9	3	1	0	0	0	7	0	0	0	0	0	0	0	0	0	0	0	0	0	0	0	0	0	0	0	0	0	0

19	RIE	Ribana	Secondary Led Construction DUA 4925 Continuation of 772012771 (Not Available) 14-UB Sawa Bazar District (Makaranjari) Project (70090215602389) (Not Available)	23/06/2019	56.67	24.5	23	0	0	21	21	0	0	22	3	1	5.1	0	0	21	0	0	14.4	0	0	14.4	0	0	0	0	0	0	0	0	0	
20	RIE	Baharu	Secondary Led Construction Infrastructure of 13 Rukun PAUK of 118 Rukun 10908020302381 (Not Available) 1090802031181 (Not Available)	23/06/2019	187.71	115.5	64	0	0	64	64	0	0	11	3	1	27.4	0	0	64	0	0	17.8	0	0	22.8	0	0	0	0	0	0	0	0	0	
21	RIE	Mudi	Construction of 114 Rukun of Rukun Infrastructure for Town Sengul Regar Pala Pribadi for Phase 1 1090802031181 (Not Available) 1090802031181 (Not Available)	23/06/2019	81.08	48	29	0	0	29	29	0	0	29	3	1	8.4	0	0	29	0	0	17.4	0	0	17.4	0	0	0	0	0	0	0	0	0	
22	RIE	Padanga	Construction of 39 Rukun of Rukun for UBA 109080217001243 (Not Available) 109080217001243 (Not Available)	23/06/2019	288.84	173	60	0	0	60	60	0	0	59	3	9	23.1	0	0	60	0	0	31.2	0	0	31.2	0	0	0	0	0	0	0	0	0	0
23	RIE	Sidangan	Secondary Led Infrastructure DUA 4925 14-UB Sawa Bazar District (Makaranjari) Project (70090215602389) (Not Available)	23/06/2019	84.09	58.5	28	0	0	28	28	0	0	28	3	1	7.2	0	0	28	0	0	15.4	0	0	15.4	0	0	0	0	0	0	0	0	0	0
24	RIE	Sawa Bazar	Secondary Led Infrastructure DUA 4925 14-UB Sawa Bazar District (Makaranjari) Project (70090215602389) (Not Available)	23/06/2019	114.04	81	34	0	0	34	34	0	0	33	1	1	2.1	0	0	47	0	0	36.4	0	0	36.4	0	0	0	0	0	0	0	0	0	0
25	RIE	Sawa Bazar	Secondary Led Infrastructure DUA 4925 14-UB Sawa Bazar District (Makaranjari) Project (70090215602389) (Not Available)	23/06/2019	801.74	238.5	104	0	0	104	104	0	0	100	4	2	32.7	0	0	104	0	0	72.8	0	0	72.8	0	0	0	0	0	0	0	0	0	0

7

Proj. No.	Proj. Name	Proj. Location	Proj. Description	Proj. Status	Proj. Start	Proj. End	Proj. Budget	Proj. Actual	Proj. Variance	Proj. Progress	Proj. Risk	Proj. Impact	Proj. Benefit	Proj. Cost	Proj. Revenue	Proj. Profit	Proj. ROI	Proj. NPV	Proj. IRR	Proj. Payback	Proj. Break-Even	Proj. Sensitivity	Proj. Scenario	Proj. Assumptions	Proj. Notes
1	BIC	Amoy	Amoy Gardens Phase 1 Construction	Completed	2007/2018	2012/2018	332.27	332.27	0.00	100%	Low	High	55.4	22.4	0.0	15.3	7.8	0.0	0.0	0.0	0.0	0.0	0.0	0.0	0.0
2	BIC	Amoy	Amoy Gardens Phase 2 Construction	In Progress	2012/2018	2018/2018	332.27	250.00	-82.27	75%	Medium	High	55.4	22.4	-30.0	15.3	7.8	0.0	0.0	0.0	0.0	0.0	0.0	0.0	0.0
3	BIC	Amoy	Amoy Gardens Phase 3 Construction	On Hold	2012/2018	2018/2018	332.27	0.00	-332.27	0%	High	High	55.4	22.4	-332.27	15.3	7.8	0.0	0.0	0.0	0.0	0.0	0.0	0.0	0.0
4	BIC	Amoy	Amoy Gardens Phase 4 Construction	On Hold	2012/2018	2018/2018	332.27	0.00	-332.27	0%	High	High	55.4	22.4	-332.27	15.3	7.8	0.0	0.0	0.0	0.0	0.0	0.0	0.0	0.0
5	BIC	Amoy	Amoy Gardens Phase 5 Construction	On Hold	2012/2018	2018/2018	332.27	0.00	-332.27	0%	High	High	55.4	22.4	-332.27	15.3	7.8	0.0	0.0	0.0	0.0	0.0	0.0	0.0	0.0
6	BIC	Amoy	Amoy Gardens Phase 6 Construction	On Hold	2012/2018	2018/2018	332.27	0.00	-332.27	0%	High	High	55.4	22.4	-332.27	15.3	7.8	0.0	0.0	0.0	0.0	0.0	0.0	0.0	0.0
7	BIC	Amoy	Amoy Gardens Phase 7 Construction	On Hold	2012/2018	2018/2018	332.27	0.00	-332.27	0%	High	High	55.4	22.4	-332.27	15.3	7.8	0.0	0.0	0.0	0.0	0.0	0.0	0.0	0.0
8	BIC	Amoy	Amoy Gardens Phase 8 Construction	On Hold	2012/2018	2018/2018	332.27	0.00	-332.27	0%	High	High	55.4	22.4	-332.27	15.3	7.8	0.0	0.0	0.0	0.0	0.0	0.0	0.0	0.0
9	BIC	Amoy	Amoy Gardens Phase 9 Construction	On Hold	2012/2018	2018/2018	332.27	0.00	-332.27	0%	High	High	55.4	22.4	-332.27	15.3	7.8	0.0	0.0	0.0	0.0	0.0	0.0	0.0	0.0
10	BIC	Amoy	Amoy Gardens Phase 10 Construction	On Hold	2012/2018	2018/2018	332.27	0.00	-332.27	0%	High	High	55.4	22.4	-332.27	15.3	7.8	0.0	0.0	0.0	0.0	0.0	0.0	0.0	0.0
11	BIC	Amoy	Amoy Gardens Phase 11 Construction	On Hold	2012/2018	2018/2018	332.27	0.00	-332.27	0%	High	High	55.4	22.4	-332.27	15.3	7.8	0.0	0.0	0.0	0.0	0.0	0.0	0.0	0.0
12	BIC	Amoy	Amoy Gardens Phase 12 Construction	On Hold	2012/2018	2018/2018	332.27	0.00	-332.27	0%	High	High	55.4	22.4	-332.27	15.3	7.8	0.0	0.0	0.0	0.0	0.0	0.0	0.0	0.0
13	BIC	Amoy	Amoy Gardens Phase 13 Construction	On Hold	2012/2018	2018/2018	332.27	0.00	-332.27	0%	High	High	55.4	22.4	-332.27	15.3	7.8	0.0	0.0	0.0	0.0	0.0	0.0	0.0	0.0
14	BIC	Amoy	Amoy Gardens Phase 14 Construction	On Hold	2012/2018	2018/2018	332.27	0.00	-332.27	0%	High	High	55.4	22.4	-332.27	15.3	7.8	0.0	0.0	0.0	0.0	0.0	0.0	0.0	0.0
15	BIC	Amoy	Amoy Gardens Phase 15 Construction	On Hold	2012/2018	2018/2018	332.27	0.00	-332.27	0%	High	High	55.4	22.4	-332.27	15.3	7.8	0.0	0.0	0.0	0.0	0.0	0.0	0.0	0.0
16	BIC	Amoy	Amoy Gardens Phase 16 Construction	On Hold	2012/2018	2018/2018	332.27	0.00	-332.27	0%	High	High	55.4	22.4	-332.27	15.3	7.8	0.0	0.0	0.0	0.0	0.0	0.0	0.0	0.0
17	BIC	Amoy	Amoy Gardens Phase 17 Construction	On Hold	2012/2018	2018/2018	332.27	0.00	-332.27	0%	High	High	55.4	22.4	-332.27	15.3	7.8	0.0	0.0	0.0	0.0	0.0	0.0	0.0	0.0
18	BIC	Amoy	Amoy Gardens Phase 18 Construction	On Hold	2012/2018	2018/2018	332.27	0.00	-332.27	0%	High	High	55.4	22.4	-332.27	15.3	7.8	0.0	0.0	0.0	0.0	0.0	0.0	0.0	0.0
19	BIC	Amoy	Amoy Gardens Phase 19 Construction	On Hold	2012/2018	2018/2018	332.27	0.00	-332.27	0%	High	High	55.4	22.4	-332.27	15.3	7.8	0.0	0.0	0.0	0.0	0.0	0.0	0.0	0.0
20	BIC	Amoy	Amoy Gardens Phase 20 Construction	On Hold	2012/2018	2018/2018	332.27	0.00	-332.27	0%	High	High	55.4	22.4	-332.27	15.3	7.8	0.0	0.0	0.0	0.0	0.0	0.0	0.0	0.0

7

	30	21	22	23	24	25	26	27	28	29	31	32	33	34	35	36	37	38	39	40
B.C.	Burnaby	Chilliwack	Chilliwack	Chilliwack	Chilliwack	Chilliwack	Chilliwack	Chilliwack	Chilliwack	Chilliwack	Chilliwack	Chilliwack	Chilliwack	Chilliwack	Chilliwack	Chilliwack	Chilliwack	Chilliwack	Chilliwack	Chilliwack
	Boundary Ltd Construction D/L 0/0 U/L Suburban, Direct Developer Revised Project under PMAY (172090078341)   Not Available	Boundary Ltd Construction D/L 0/0 Project under Master of Change (MOC) (172090078341)   Not Available	Boundary Ltd Construction D/L 0/0 Project under Master of Change (MOC) (172090078341)   Not Available	Boundary Ltd Construction D/L 0/0 Project under Master of Change (MOC) (172090078341)   Not Available	Boundary Ltd Construction D/L 0/0 Project under Master of Change (MOC) (172090078341)   Not Available	Boundary Ltd Construction D/L 0/0 Project under Master of Change (MOC) (172090078341)   Not Available	Boundary Ltd Construction D/L 0/0 Project under Master of Change (MOC) (172090078341)   Not Available	Boundary Ltd Construction D/L 0/0 Project under Master of Change (MOC) (172090078341)   Not Available	Boundary Ltd Construction D/L 0/0 Project under Master of Change (MOC) (172090078341)   Not Available	Boundary Ltd Construction D/L 0/0 Project under Master of Change (MOC) (172090078341)   Not Available	Boundary Ltd Construction D/L 0/0 Project under Master of Change (MOC) (172090078341)   Not Available	Boundary Ltd Construction D/L 0/0 Project under Master of Change (MOC) (172090078341)   Not Available	Boundary Ltd Construction D/L 0/0 Project under Master of Change (MOC) (172090078341)   Not Available	Boundary Ltd Construction D/L 0/0 Project under Master of Change (MOC) (172090078341)   Not Available	Boundary Ltd Construction D/L 0/0 Project under Master of Change (MOC) (172090078341)   Not Available	Boundary Ltd Construction D/L 0/0 Project under Master of Change (MOC) (172090078341)   Not Available	Boundary Ltd Construction D/L 0/0 Project under Master of Change (MOC) (172090078341)   Not Available	Boundary Ltd Construction D/L 0/0 Project under Master of Change (MOC) (172090078341)   Not Available	Boundary Ltd Construction D/L 0/0 Project under Master of Change (MOC) (172090078341)   Not Available	Boundary Ltd Construction D/L 0/0 Project under Master of Change (MOC) (172090078341)   Not Available
	22/07/2019	23/07/2019	23/07/2019	23/07/2019	23/07/2019	23/07/2019	23/07/2019	23/07/2019	23/07/2019	23/07/2019	23/07/2019	23/07/2019	23/07/2019	23/07/2019	23/07/2019	23/07/2019	23/07/2019	23/07/2019	23/07/2019	23/07/2019
	146,538	729,665	1,477,461	587,844	709,732	254,000	129,481	402,242	838,345	200,125	155,522	209,723	345,377	668,325	129,272	165,057	792,396	373,848		
	877.5	281	562	548	426	109	548	120	422	129	456	281	445.3	31.2	48	48.5	762.36	334		
	0	140	236	177	206	64	202	62	50	20	29	42	54	109	22	31	62	133	0	0
	0	0	0	0	0	0	0	0	0	0	0	0	0	0	0	0	0	0	0	0
	0	0	0	0	0	0	0	0	0	0	0	0	0	0	0	0	0	0	0	0
	0	0	0	0	0	0	0	0	0	0	0	0	0	0	0	0	0	0	0	0
	0	0	0	0	0	0	0	0	0	0	0	0	0	0	0	0	0	0	0	0
	0	0	0	0	0	0	0	0	0	0	0	0	0	0	0	0	0	0	0	0
	0	0	0	0	0	0	0	0	0	0	0	0	0	0	0	0	0	0	0	0
	0	0	0	0	0	0	0	0	0	0	0	0	0	0	0	0	0	0	0	0
	0	0	0	0	0	0	0	0	0	0	0	0	0	0	0	0	0	0	0	0
	0	0	0	0	0	0	0	0	0	0	0	0	0	0	0	0	0	0	0	0
	0	0	0	0	0	0	0	0	0	0	0	0	0	0	0	0	0	0	0	0
	0	0	0	0	0	0	0	0	0	0	0	0	0	0	0	0	0	0	0	0
	0	0	0	0	0	0	0	0	0	0	0	0	0	0	0	0	0	0	0	0
	0	0	0	0	0	0	0	0	0	0	0	0	0	0	0	0	0	0	0	0
	0	0	0	0	0	0	0	0	0	0	0	0	0	0	0	0	0	0	0	0
	0	0	0	0	0	0	0	0	0	0	0	0	0	0	0	0	0	0	0	0
	0	0	0	0	0	0	0	0	0	0	0	0	0	0	0	0	0	0	0	0
	0	0	0	0	0	0	0	0	0	0	0	0	0	0	0	0	0	0	0	0
	0	0	0	0	0	0	0	0	0	0	0	0	0	0	0	0	0	0	0	0
	0	0	0	0	0	0	0	0	0	0	0	0	0	0	0	0	0	0	0	0

7

Sl	Category	Activity	Project Name	Start Date	End Date	Value	Units	Area	Volume	Weight	Length	Height	Width	Depth	Count	Rate	Notes
41	B/C	Approval	Inter-city and construction of U/B	25/07/2019		279.8	70%	48	0	0	0	0	0	0	0	0	0
42	B/C	Approval	Inter-city and construction of U/B	25/07/2019		308.47	100%	36	0	0	0	0	0	0	0	0	0
43	B/C	Approval	Inter-city and construction of U/B	25/07/2019		328.38	100%	27	0	0	0	0	0	0	0	0	0
44	B/C	Approval	Inter-city and construction of U/B	25/07/2019		153.54	100%	11	0	0	0	0	0	0	0	0	0
45	B/C	Approval	Inter-city and construction of U/B	25/07/2019		345	100%	62	0	0	0	0	0	0	0	0	0
46	B/C	Approval	Inter-city and construction of U/B	25/07/2019		336.43	100%	71	0	0	0	0	0	0	0	0	0
47	B/C	Approval	Inter-city and construction of U/B	25/07/2019		416.27	100%	62	0	0	0	0	0	0	0	0	0
48	B/C	Approval	Inter-city and construction of U/B	25/07/2019		358.2	100%	29	0	0	0	0	0	0	0	0	0
49	B/C	Approval	Inter-city and construction of U/B	25/07/2019		178.24	100%	42	0	0	0	0	0	0	0	0	0
50	B/C	Approval	Inter-city and construction of U/B	25/07/2019		104.87	100%	24	0	0	0	0	0	0	0	0	0
51	B/C	Approval	Inter-city and construction of U/B	25/07/2019		436.42	100%	37	0	0	0	0	0	0	0	0	0
52	B/C	Approval	Inter-city and construction of U/B	25/07/2019		218.35	100%	29	0	0	0	0	0	0	0	0	0
53	B/C	Approval	Inter-city and construction of U/B	25/07/2019		782.18	100%	192	0	0	0	0	0	0	0	0	0
54	B/C	Approval	Inter-city and construction of U/B	25/07/2019		154.85	100%	38	0	0	0	0	0	0	0	0	0
55	B/C	Approval	Inter-city and construction of U/B	25/07/2019		116.69	100%	26	0	0	0	0	0	0	0	0	0
56	B/C	Approval	Inter-city and construction of U/B	25/07/2019		520.78	100%	156	0	0	0	0	0	0	0	0	0
57	B/C	Approval	Inter-city and construction of U/B	25/07/2019		128.4	100%	26	0	0	0	0	0	0	0	0	0
58	B/C	Approval	Inter-city and construction of U/B	25/07/2019		146.51	100%	36	0	0	0	0	0	0	0	0	0
59	B/C	Approval	Inter-city and construction of U/B	25/07/2019		339.34	100%	88	0	0	0	0	0	0	0	0	0
60	B/C	Approval	Inter-city and construction of U/B	25/07/2019		364.43	100%	90	0	0	0	0	0	0	0	0	0

7

61	BIC	Approved	Beneficiary Led Construction (BLC) Project (720800131038499)   No. 1	20/07/2019	1174.2	483.5	259	0	0	269	227	0	227	3	1	288.8	0	0	228	0	0	174.6	38	0.4	174.6	38	0.4
62	BIC	Approved	Beneficiary Led Construction (BLC) Project (720800131038499)   No. 2	20/07/2019	30.21	13.2	0	0	0	0	0	0	0	0	1	0	0	0	0	0	0	0	0	0	0	0	0
63	BIC	Approved	Beneficiary Led Construction (BLC) Project (720800131038499)   No. 3	20/07/2019	103.88	32.6	88	0	0	88	46	0	46	0	1	0	0	0	0	0	0	48.8	20.8	0	43.0	13.8	0
64	BIC	Approved	Beneficiary Led Construction (BLC) Project (720800131038499)   No. 4	20/07/2019	103.18	63.5	370	0	0	370	370	0	370	0	1	0	0	0	0	0	0	207.6	24.2	0	209.4	38.2	0
65	BIC	Approved	Beneficiary Led Construction (BLC) Project (720800131038499)   No. 5	20/07/2019	103.18	43.5	271	0	0	271	270	0	270	0	1	0	0	0	0	0	0	207.6	13.8	0	203.4	0.5	2.4
66	BIC	Approved	Beneficiary Led Construction (BLC) Project (720800131038499)   No. 6	20/07/2019	202.1	60.5	31	0	0	30	30	0	30	0	1	0	0	0	0	0	0	50.1	30.2	0	32.4	29.4	1.2
67	BIC	Approved	Beneficiary Led Construction (BLC) Project (720800131038499)   No. 7	20/07/2019	19.8	7.8	2	0	0	3	3	0	3	0	1	0	0	0	0	0	0	2.1	0	0	4.8	0	0
68	BIC	Approved	Beneficiary Led Construction (BLC) Project (720800131038499)   No. 8	20/07/2019	42.824	17.23	100	0	0	100	100	0	100	0	1	0	0	0	0	0	0	80.8	7.8	0	89.2	11.4	0
69	BIC	Approved	Beneficiary Led Construction (BLC) Project (720800131038499)   No. 9	20/07/2019	814.28	285.5	340	0	0	340	340	0	340	0	1	0	0	0	0	0	0	99.4	11.4	0	99.4	11.4	0
70	BIC	Approved	Beneficiary Led Construction (BLC) Project (720800131038499)   No. 10	20/07/2019	111.28	47.3	26	0	0	26	26	0	26	0	1	0	0	0	0	0	0	11	12.4	0	0	12.4	0
71	BIC	Approved	Beneficiary Led Construction (BLC) Project (720800131038499)   No. 11	20/07/2019	94	43	26	0	0	26	26	0	26	0	1	0	0	0	0	0	0	15.8	1.2	0	14.8	1.4	0
72	BIC	Approved	Beneficiary Led Construction (BLC) Project (720800131038499)   No. 12	20/07/2019	1492.8	730.5	462	0	0	462	462	0	462	0	1	0	0	0	0	0	0	322.8	13.2	0	322.8	13.2	0
73	BIC	Approved	Beneficiary Led Construction (BLC) Project (720800131038499)   No. 13	20/07/2019	91.2	37.5	20	0	0	20	20	0	20	0	1	0	0	0	0	0	0	13.8	0	0	13.8	0	0
74	BIC	Approved	Beneficiary Led Construction (BLC) Project (720800131038499)   No. 14	20/07/2019	716.25	343.5	100	0	0	100	100	0	100	0	1	0	0	0	0	0	0	77.4	8.8	0	77.4	8.8	0
75	BIC	Approved	Beneficiary Led Construction (BLC) Project (720800131038499)   No. 15	20/07/2019	714.4	282	154	0	0	154	153	0	153	0	1	0	0	0	0	0	0	88.8	11	0	90	20.8	0
76	BIC	Approved	Beneficiary Led Construction (BLC) Project (720800131038499)   No. 16	20/07/2019	249.6	138.0	43	0	0	43	46	0	46	0	1	0	0	0	0	0	0	27.7	7.8	0	27.7	7.8	0
77	BIC	Approved	Beneficiary Led Construction (BLC) Project (720800131038499)   No. 17	20/07/2019	212.2	120.5	71	0	0	71	71	0	71	0	1	0	0	0	0	0	0	54	15	0	54	15	0
78	BIC	Approved	Beneficiary Led Construction (BLC) Project (720800131038499)   No. 18	20/07/2019	1464.28	613.5	304	0	0	304	300	0	300	0	1	0	0	0	0	0	0	143.4	14.4	0	143.4	14.4	0
79	BIC	Approved	Beneficiary Led Construction (BLC) Project (720800131038499)   No. 19	20/07/2019	83.246	127.5	90	0	0	90	89	0	89	0	1	0	0	0	0	0	0	43.2	3.8	0	43.2	3.4	0
80	BIC	Approved	Beneficiary Led Construction (BLC) Project (720800131038499)   No. 20	20/07/2019	440.25	212.5	135	0	0	135	135	0	135	0	1	0	0	0	0	0	0	82.8	8.8	0	84.4	4.4	0

7

Item	Code	Project Name	Start Date	End Date	Area	Volume	Value	Category	Sub-Category	Unit	Rate	Total Value	Notes
82	B.C.	Penyusunan dan Pelaksanaan Anggaran Pendapatan dan Belanja Daerah Kabupaten Mamberamo Tengah Tahun 2021	2021/01/01	2021/12/31	1	100	100	1	100	1	100	100	
83	B.C.	Penyusunan dan Pelaksanaan Anggaran Pendapatan dan Belanja Daerah Kabupaten Mamberamo Tengah Tahun 2021	2021/01/01	2021/12/31	2	100	100	2	100	2	100	100	
84	B.C.	Penyusunan dan Pelaksanaan Anggaran Pendapatan dan Belanja Daerah Kabupaten Mamberamo Tengah Tahun 2021	2021/01/01	2021/12/31	3	100	100	3	100	3	100	100	
85	B.C.	Penyusunan dan Pelaksanaan Anggaran Pendapatan dan Belanja Daerah Kabupaten Mamberamo Tengah Tahun 2021	2021/01/01	2021/12/31	4	100	100	4	100	4	100	100	
86	B.C.	Penyusunan dan Pelaksanaan Anggaran Pendapatan dan Belanja Daerah Kabupaten Mamberamo Tengah Tahun 2021	2021/01/01	2021/12/31	5	100	100	5	100	5	100	100	
87	B.C.	Penyusunan dan Pelaksanaan Anggaran Pendapatan dan Belanja Daerah Kabupaten Mamberamo Tengah Tahun 2021	2021/01/01	2021/12/31	6	100	100	6	100	6	100	100	
88	B.C.	Penyusunan dan Pelaksanaan Anggaran Pendapatan dan Belanja Daerah Kabupaten Mamberamo Tengah Tahun 2021	2021/01/01	2021/12/31	7	100	100	7	100	7	100	100	
89	B.C.	Penyusunan dan Pelaksanaan Anggaran Pendapatan dan Belanja Daerah Kabupaten Mamberamo Tengah Tahun 2021	2021/01/01	2021/12/31	8	100	100	8	100	8	100	100	
90	B.C.	Penyusunan dan Pelaksanaan Anggaran Pendapatan dan Belanja Daerah Kabupaten Mamberamo Tengah Tahun 2021	2021/01/01	2021/12/31	9	100	100	9	100	9	100	100	

7





Item	Category	CFR	Project Name	Cost Code	Project Type	Project Manager	Project Start	Project End	Project Budget	Project Actuals	Project Variance	Project % Comp	Project Status	Project Notes																											
1	BIC	Adoptive	Inventory led Construction Old 48195 300' District Area UB Kibera Revised Project (72090200019371) (Noi Available)	201/09/2019	Inventory led Construction	201/09/2019	2019/2019	861.13	2903	970	0	81	3	1	-611	0	0	85	0	78.8	67.4	0.6	75.4	46.8	0.8	0	0	0	0	0											
2	BIC	Adoptive	Inventory led Construction New of UB Kibera 300' District Area (72090200019371) (Noi Available)	201/09/2019	Inventory led Construction	201/09/2019	2019/2019	2779.88	5732	3247	0	1341	1303	0	1303	2	2263	0	0	1237	0	89.8	1606.8	7.8	169.8	107.2	3.8	0	0	0	0	0									
3	BIC	Adoptive	Inventory led Construction of 68' District Area UB Kibera (72090200019371) (Noi Available)	201/09/2019	Inventory led Construction	201/09/2019	2019/2019	2194.8	939	420	0	462	412	0	412	2	-226.8	0	0	207	0	338	0.2	11.2	127	82.8	20.8	0	0	0	0	0	0								
4	BIC	Adoptive	Inventory led Construction of 181' District Area Kibera (72090200019371) (Noi Available)	201/09/2019	Inventory led Construction	201/09/2019	2019/2019	1178.28	1822	241	0	282	281	0	281	3	1.2	0	0	236	0	144.8	0.2	124.8	8	128.8	8	0	0	0	0	0	0	0							
5	BIC	Adoptive	Inventory led Construction of 181' District Area Kibera (72090200019371) (Noi Available)	201/09/2019	Inventory led Construction	201/09/2019	2019/2019	483.34	2315	113	0	113	113	0	113	2	28.8	0	0	107	0	88	18.2	68	13.2	88	13.2	0	0	0	0	0	0	0	0						
6	BIC	Adoptive	Inventory led Construction of 181' District Area Kibera (72090200019371) (Noi Available)	201/09/2019	Inventory led Construction	201/09/2019	2019/2019	177.32	78.5	2	0	2	2	0	2	1	8.8	0	0	4	0	3.2	0	7.6	1.2	2.6	0	0	0	0	0	0	0	0	0	0					
7	BIC	Adoptive	Inventory led Construction of 181' District Area Kibera (72090200019371) (Noi Available)	201/09/2019	Inventory led Construction	201/09/2019	2019/2019	823.27	344	77	0	77	77	0	77	1	8.8	0	0	24	0	57	0	57	0	57	0	0	0	0	0	0	0	0	0	0	0				
8	BIC	Adoptive	Inventory led Construction of 181' District Area Kibera (72090200019371) (Noi Available)	201/09/2019	Inventory led Construction	201/09/2019	2019/2019	537.25	218.5	147	0	147	147	0	147	1	36.6	0	0	147	0	61.2	8	61.2	8	61.2	8	0	0	0	0	0	0	0	0	0	0	0			
9	BIC	Adoptive	Inventory led Construction of 181' District Area Kibera (72090200019371) (Noi Available)	201/09/2019	Inventory led Construction	201/09/2019	2019/2019	741.80	311.5	127	0	127	127	0	127	1	8.1	0	0	127	0	134.8	29.2	0	134.8	29.2	0	0	0	0	0	0	0	0	0	0	0	0			
10	BIC	Adoptive	Inventory led Construction of 181' District Area Kibera (72090200019371) (Noi Available)	201/09/2019	Inventory led Construction	201/09/2019	2019/2019	41.88	14.8	11	0	11	11	0	11	1	0.2	0	0	11	0	8.1	0	8.1	0	8.1	0	0	0	0	0	0	0	0	0	0	0	0	0		
11	BIC	Adoptive	Inventory led Construction of 181' District Area Kibera (72090200019371) (Noi Available)	201/09/2019	Inventory led Construction	201/09/2019	2019/2019	135.7	132	88	0	88	88	0	88	1	0.2	0	0	88	0	48.8	21.4	0	48.8	21.4	0	0	0	0	0	0	0	0	0	0	0	0	0		
12	BIC	Adoptive	Inventory led Construction of 181' District Area Kibera (72090200019371) (Noi Available)	201/09/2019	Inventory led Construction	201/09/2019	2019/2019	1147.6	82	207	0	278	251	0	278	1	11.8	0	0	262	0	54.8	31	4	54.8	31	4	0	0	0	0	0	0	0	0	0	0	0	0		
13	BIC	Adoptive	Inventory led Construction of 181' District Area Kibera (72090200019371) (Noi Available)	201/09/2019	Inventory led Construction	201/09/2019	2019/2019	1326.34	534.0	208	0	208	208	0	208	1	4.8	0	0	208	0	567.4	33.4	-24.2	284.6	33.6	0	0	0	0	0	0	0	0	0	0	0	0	0	0	
14	BIC	Adoptive	Inventory led Construction of 181' District Area Kibera (72090200019371) (Noi Available)	201/09/2019	Inventory led Construction	201/09/2019	2019/2019	316.83	147.5	28	0	28	28	0	28	1	8.8	0	0	28	0	18	4.2	0	18	4.2	0	0	0	0	0	0	0	0	0	0	0	0	0	0	
15	BIC	Adoptive	Inventory led Construction of 181' District Area Kibera (72090200019371) (Noi Available)	201/09/2019	Inventory led Construction	201/09/2019	2019/2019	483.2	383	234	0	234	234	0	234	1	1.5	0	0	222	0	198.2	0	198.2	0	198.2	0	0	0	0	0	0	0	0	0	0	0	0	0	0	0
16	BIC	Adoptive	Inventory led Construction of 181' District Area Kibera (72090200019371) (Noi Available)	201/09/2019	Inventory led Construction	201/09/2019	2019/2019	1864.8	688	403	0	403	403	0	403	1	4.8	0	0	347	0	288.8	30.6	0	288.8	30.6	0	0	0	0	0	0	0	0	0	0	0	0	0	0	
17	BIC	Adoptive	Inventory led Construction of 181' District Area Kibera (72090200019371) (Noi Available)	201/09/2019	Inventory led Construction	201/09/2019	2019/2019	424.25	381.5	158	0	158	158	0	158	1	12.8	0	0	158	0	111	27.8	0	111	27.8	0	0	0	0	0	0	0	0	0	0	0	0	0	0	0
18	BIC	Adoptive	Inventory led Construction of 181' District Area Kibera (72090200019371) (Noi Available)	201/09/2019	Inventory led Construction	201/09/2019	2019/2019	248.4	112	24.3	0	24.3	24.3	0	24.3	1	9.8	0	0	24.3	0	20.3	18.4	0	20.3	18.4	0	0	0	0	0	0	0	0	0	0	0	0	0	0	0
19	BIC	Adoptive	Inventory led Construction of 181' District Area Kibera (72090200019371) (Noi Available)	201/09/2019	Inventory led Construction	201/09/2019	2019/2019	782.72	362.5	188	0	188	188	0	188	1	2.2	0	0	182	0	133.8	28.8	0.4	133.8	28.8	0.4	0	0	0	0	0	0	0	0	0	0	0	0	0	0
20	BIC	Adoptive	Inventory led Construction of 181' District Area Kibera (72090200019371) (Noi Available)	201/09/2019	Inventory led Construction	201/09/2019	2019/2019	587.25	242.5	146	0	146	146	0	146	1	1.4	0	0	134	0	94.8	9.4	0	94.8	9.4	0	0	0	0	0	0	0	0	0	0	0	0	0	0	0

7





ID	BNC	Type	Description (in German)	Start	End	Status	Summary																		
							0	1	2	3	4	5	6	7	8	9	10	11							
01	BNC	Fremd	Investment in Construction at 15% for 10 years (from 1991/1992)	1990/1991	1999/2000	2000/2001	1000.0	0	0	0	0	0	0	0	0	0	0	0	0	0	0	0	0	0	0
02	BNC	Fremd	Investment in Construction at 15% for 10 years (from 1991/1992)	1990/1991	1999/2000	2000/2001	1000.0	0	0	0	0	0	0	0	0	0	0	0	0	0	0	0	0	0	0
03	BNC	Fremd	Investment in Construction at 15% for 10 years (from 1991/1992)	1990/1991	1999/2000	2000/2001	1000.0	0	0	0	0	0	0	0	0	0	0	0	0	0	0	0	0	0	0
04	BNC	Fremd	Investment in Construction at 15% for 10 years (from 1991/1992)	1990/1991	1999/2000	2000/2001	1000.0	0	0	0	0	0	0	0	0	0	0	0	0	0	0	0	0	0	0

7

Slr	Module/Component	City	Project Name	Commence (on/Shift)	Project Cost (in Lakhs)	Beneficiary to be given												Sanction Made (in Lakhs)	Sanctioned amount (in Lakhs)	Already Released (in Lakhs)	Already Released (in Lakhs)	Amount Released and Investment (in Lakhs)	Amount Released and Investment (in Lakhs)											
						MI	SI	DI	SI	SI	SI	SI	SI	SI	SI	SI	SI							SI										
1	B/E	Banapur	Beneficiary Led Enhancement DDA 115 UDS Kangan District Kagan Renewed Project (7099001270002461) Not Available	20/06/2019	112.54	823	34	0	0	51	31	0	0	21	3	1	-0.6	0	0	49	0	0	34.5	3	0	42	3	0	0	0	0			
2	B/E	Banapur	Beneficiary Led Enhancement 55 UDS Kagan District Kagan Renewed Project (7099001270002461) Not Available	20/06/2019	777.86	823	34	0	0	54	54	0	0	64	3	1	14.2	0	0	49	0	0	32.4	0.6	0	32.4	0.6	0	32.4	0.6	0	0	0	
3	B/E	Bilgram	Beneficiary Led Enhancement 34 UDS Bilgram District Haridwar Renewed Project (709900120022131) Not Available	20/06/2019	86.75	52	39	0	0	39	39	0	0	39	3	1	4.2	0	0	38	0	0	17	9.6	0	17	9.6	0	0	0	0	0		
4	B/E	Bilgram	Beneficiary Led Enhancement 61 DUs Renew Under Public-Private Partnership Mode (709900128000071) Not Available	20/06/2019	296.82	201.5	127	0	0	127	127	0	0	127	3	1	33.3	0	0	123	0	0	78	28.6	0	78	28.6	0	0	0	0	0	0	
5	B/E	Deoria	Beneficiary Led construction of 61 DUs, Renew Under Public-Private Partnership Mode (709900128000071) Not Available	20/06/2019	272.48	164.5	86	0	0	86	86	0	0	86	3	1	-11.1	0	0	75	0	0	64.5	18.1	0	64.5	18.1	0	0	0	0	0	0	
6	B/E	Etahwa	Construction of 17 DUs of Beneficiary Led Construction-Financement for Town (Haridwar District) (Haridwar) (709900120010091) Not Available	20/06/2019	44.07	25.5	17	0	0	17	17	0	0	17	1	1	4.5	0	0	15	0	0	10.3	0	0	10.3	0	0	0	0	0	0	0	0
7	B/E	Kashipur	Construction of 80 DUs, 39 of MLCs of Kagan NTP District: Kagan Project Renewed (709900128000126) Not Available	20/06/2019	197.10	126	72	0	0	72	53	0	0	33	1	1	20.2	0	0	47	0	0	49.2	4.8	0	47.4	4.8	0	47.4	4.8	0	0	0	0
8	B/E	Kashipur	Beneficiary Led Enhancement 36 UDS Haridwar District Haridwar Renewed Project (709900120022131) Not Available	20/06/2019	81.21	54	26	0	0	26	26	0	0	26	1	2	0	0	0	26	0	0	12.7	4.8	0	12.7	4.8	0	0	0	0	0	0	0
9	B/E	Kashipur	Beneficiary Led Enhancement 37 UDS Haridwar District Haridwar Renewed Project (709900120022131) Not Available	20/06/2019	81.21	54	26	0	0	26	26	0	0	26	1	2	0	0	0	26	0	0	12.7	4.8	0	12.7	4.8	0	0	0	0	0	0	0
10	B/E	Kashipur	Beneficiary Led Enhancement 37 UDS Haridwar District Haridwar Renewed Project (709900120022131) Not Available	20/06/2019	152.10	102	64	0	0	64	64	0	0	64	1	2	0	0	0	64	0	0	43.8	2.4	0	43.8	2.4	0	43.8	2.4	0	0	0	0
11	B/E	Kashipur	Beneficiary Led Enhancement 37 UDS Haridwar District Haridwar Renewed Project (709900120022131) Not Available	20/06/2019	83.34	37.5	15	0	0	15	15	0	0	15	3	1	2	0	0	14	0	0	9.6	6.8	0	9.6	6.8	0	0	0	0	0	0	0
12	B/E	Kashipur	Beneficiary Led Enhancement 37 UDS Haridwar District Kagan Project Renewed (709900127000181) Not Available	20/06/2019	49.28	26	15	0	0	15	15	0	0	15	1	1	-1.5	0	0	14	0	0	15.6	1.8	0	14.8	1.8	0	14.8	1.8	0	0	0	0
13	B/E	Kashipur	Beneficiary Led Enhancement 37 UDS Haridwar District Kagan Project (709900127000181) Not Available	20/06/2019	62.57	42.5	26	0	0	26	26	0	0	26	1	1	-0.1	0	0	25	0	0	19.7	8.0	0	19.7	8.0	0	19.7	8.0	0	0	0	0

7









NO	PROJ	PROJ NAME	DESCRIPTION	START DATE	END DATE	PERCENTAGE	STATUS	ACTUAL COST	BUDGET	VARIATION	ACTUAL COST	BUDGET	VARIATION	ACTUAL COST	BUDGET	VARIATION	ACTUAL COST	BUDGET	VARIATION	ACTUAL COST	BUDGET	VARIATION	ACTUAL COST	BUDGET	VARIATION	ACTUAL COST	BUDGET	VARIATION	ACTUAL COST	BUDGET	VARIATION	ACTUAL COST	BUDGET	VARIATION		
60	R/C	Program	Beneficiary led Construction 2018-2019 (New Available 1)	31/10/2018		504.8	111	117	2	117	117	0	117	117	0	117	117	0	117	117	0	117	117	0	117	117	0	117	117	0	117	117	0			
61	R/C	Program	Beneficiary led Construction of 1000 Kilowatt Solar Panels (New Available 1) (New Available 1)	31/10/2018		154.47	88	27	0	27	17	0	17	17	0	17	17	0	17	17	0	17	17	0	17	17	0	17	17	0	17	17	0			
62	R/C	Program	Beneficiary led Construction of 1000 Kilowatt Solar Panels (New Available 1) (New Available 1)	31/10/2018		82.53	37	29	0	29	29	0	29	29	0	29	29	0	29	29	0	29	29	0	29	29	0	29	29	0	29	29	0			
63	R/C	Program	Beneficiary led Construction of 1000 Kilowatt Solar Panels (New Available 1) (New Available 1)	31/10/2018		428.88	139	64	0	64	64	0	64	64	0	64	64	0	64	64	0	64	64	0	64	64	0	64	64	0	64	64	0			
64	R/C	Program	Beneficiary led Construction of 1000 Kilowatt Solar Panels (New Available 1) (New Available 1)	31/10/2018		263.2	83	84	0	84	84	0	84	84	0	84	84	0	84	84	0	84	84	0	84	84	0	84	84	0	84	84	0	84	84	0
65	R/C	Program	Beneficiary led Construction of 1000 Kilowatt Solar Panels (New Available 1) (New Available 1)	31/10/2018		1387.92	724	428	0	428	428	0	428	428	0	428	428	0	428	428	0	428	428	0	428	428	0	428	428	0	428	428	0	428	428	0
66	R/C	Program	Beneficiary led Construction of 1000 Kilowatt Solar Panels (New Available 1) (New Available 1)	31/10/2018		98.82	88	28	0	28	28	0	28	28	0	28	28	0	28	28	0	28	28	0	28	28	0	28	28	0	28	28	0	28	28	0
67	R/C	Program	Beneficiary led Construction of 1000 Kilowatt Solar Panels (New Available 1) (New Available 1)	31/10/2018		1799.92	873	307	0	307	307	0	307	307	0	307	307	0	307	307	0	307	307	0	307	307	0	307	307	0	307	307	0	307	307	0
68	R/C	Program	Beneficiary led Construction of 1000 Kilowatt Solar Panels (New Available 1) (New Available 1)	31/10/2018		680.2	268	178	0	178	178	0	178	178	0	178	178	0	178	178	0	178	178	0	178	178	0	178	178	0	178	178	0	178	178	0
69	R/C	Program	Beneficiary led Construction of 1000 Kilowatt Solar Panels (New Available 1) (New Available 1)	31/10/2018		778	307	100	0	100	100	0	100	100	0	100	100	0	100	100	0	100	100	0	100	100	0	100	100	0	100	100	0	100	100	0
70	R/C	Program	Beneficiary led Construction of 1000 Kilowatt Solar Panels (New Available 1) (New Available 1)	31/10/2018		241.13	106	73	0	73	73	0	73	73	0	73	73	0	73	73	0	73	73	0	73	73	0	73	73	0	73	73	0	73	73	0

7



Line	Module	Account	Project	Activity	Request	Change	Balance	Encumbr	Committed	Available	Actual	Encumbr	Committed	Available	Actual	Encumbr	Committed	Available	Actual	Encumbr	Committed	Available	Actual	Encumbr	Committed	Available	Actual	Encumbr	Committed	Available	Actual	Encumbr	Committed	Available									
1	REC	6000	Inventory and Construction DDA#8795-155 District Bandy UOB Acad Revised Project (7C0900065038121)   Not Available		627		247.2	125.0	0.0	352.0	152.0	0.0	152.0	3	6.3	0.0	0.0	349.0	0.0	0.0	109.2	7.2	0.0	302.2	7.2	0.0	273.0	0.0	0.0	0.0	0.0	0.0	0.0	0.0	0.0	0.0	0.0	0.0					
2	REC	6000	Inventory and Construction DDA#8795-16 UOB Azadika District Alangkah Revised Project (7C0900113029184)   Not Available		188.36		84	22.0	0.0	212.0	272.0	0.0	272.0	2	0.0	0.0	0.0	22.0	0.0	0.0	-9.6	11.8	28.2	42.8	11.8	0.0	11.8	0.0	0.0	0.0	0.0	0.0	0.0	0.0	0.0	0.0	0.0	0.0					
3	REC	6000	Inventory and Construction DDA#8795-17 Karpala District Karpala Revised Project (7C0900092018718)   Not Available		1091.07		447.2	254.0	0.0	701.0	764.0	0.0	764.0	1	43.3	0.0	0.0	246.0	0.0	0.0	375.8	36.4	1.8	373.0	36.4	1.8	373.0	0.0	0.0	0.0	0.0	0.0	0.0	0.0	0.0	0.0	0.0	0.0	0.0				
4	REC	6000	Inventory and Construction DDA#8795-18 UOB Bagan District Bagan Revised Project (7C0900031040120)   Not Available		783.8		232.2	203.0	0.0	203.0	202.0	0.0	202.0	1	26.7	0.0	0.0	186.0	0.0	0.0	335.6	21.0	0.0	138.6	21.0	0.0	138.6	0.0	0.0	0.0	0.0	0.0	0.0	0.0	0.0	0.0	0.0	0.0	0.0	0.0			
5	REC	6000	Inventory and Construction DDA#8795-19 UOB Bagan District Bagan Revised Project (7C0900112001506)   Not Available		509.2		201.0	117.0	0.0	117.0	117.0	0.0	117.0	1	0.0	0.0	0.0	109.0	0.0	0.0	66.4	0.4	0.0	66.4	0.4	0.0	66.4	0.4	0.0	0.0	0.0	0.0	0.0	0.0	0.0	0.0	0.0	0.0	0.0	0.0			
6	REC	6000	Inventory and Construction DDA#8795-20 UOB Bagan District Bagan Revised Project (7C090003029234)   Not Available		121.66		42	75.0	0.0	25.0	25.0	0.0	25.0	2	0.0	0.0	0.0	25.0	0.0	0.0	18.2	4.2	0.0	16.2	4.2	0.0	16.2	4.2	0.0	0.0	0.0	0.0	0.0	0.0	0.0	0.0	0.0	0.0	0.0	0.0			
7	REC	6000	Inventory and Construction DDA#8795-21 UOB Bagan District Bagan Revised Project (7C090008202834)   Not Available		201.56		90	83.0	0.0	47.0	47.0	0.0	47.0	1	-0.3	0.0	0.0	46.0	0.0	0.0	20.2	2.8	3.0	48.8	2.8	0.0	48.8	2.8	0.0	0.0	0.0	0.0	0.0	0.0	0.0	0.0	0.0	0.0	0.0	0.0			
8	REC	6000	Inventory and Construction NEM of 92 DDA Bagan District Bagan Revised Project (7C09000910306663)   Not Available		221.222039		200.34	124	83.0	0.0	87.0	81.0	0.0	87.0	1	23.2	0.0	0.0	29.0	0.0	0.0	28.2	3.0	0.0	52.3	3.0	0.0	52.3	0.0	0.0	0.0	0.0	0.0	0.0	0.0	0.0	0.0	0.0	0.0	0.0	0.0		
9	REC	6000	Inventory and Construction of 213 DDA UOB Bagan District Bagan Revised Project (7C090010529278)   Not Available		811.16		319.5	129.0	0.0	129.0	129.0	0.0	129.0	1	16.5	0.0	0.0	113.0	0.0	0.0	87.0	58.2	0.0	87.0	58.2	0.0	87.0	58.2	0.0	0.0	0.0	0.0	0.0	0.0	0.0	0.0	0.0	0.0	0.0	0.0	0.0	0.0	
10	REC	6000	Inventory and Construction DDA#8795-22 UOB Bagan District Bagan Revised Project (7C090008202834)   Not Available		402.2		150	37.0	0.0	37.0	37.0	0.0	37.0	1	6.6	0.0	0.0	86.0	0.0	0.0	67.8	0.0	0.0	67.8	0.0	0.0	67.8	0.0	0.0	0.0	0.0	0.0	0.0	0.0	0.0	0.0	0.0	0.0	0.0	0.0	0.0	0.0	
11	REC	6000	Inventory and construction 65 UOB Bagan District Karpala Revised Project (7C090006504880)   Not Available		237.222039		217.54	97.5	64.0	0.0	64.0	64.0	0.0	64.0	1	35.0	0.0	0.0	42.0	0.0	0.0	40.2	1.2	0.0	40.2	1.2	0.0	40.2	1.2	0.0	0.0	0.0	0.0	0.0	0.0	0.0	0.0	0.0	0.0	0.0	0.0	0.0	
12	REC	6000	Inventory and construction 134 UOB Bagan District Karpala Revised Project (7C09000610529239)   Not Available		510.21		241	103.0	0.0	103.0	103.0	0.0	103.0	2	0.0	0.0	0.0	100.0	0.0	0.0	64.4	0.8	0.0	64.4	0.8	0.0	64.4	0.8	0.0	0.0	0.0	0.0	0.0	0.0	0.0	0.0	0.0	0.0	0.0	0.0	0.0	0.0	
13	REC	6000	Inventory and construction 158 UOB Bagan District Karpala Revised Project (7C09000617029398)   Not Available		510.81		201	127.0	0.0	127.0	127.0	0.0	127.0	1	4.3	0.0	0.0	126.0	0.0	0.0	78.9	4.8	0.0	113.0	4.8	0.0	113.0	4.8	0.0	0.0	0.0	0.0	0.0	0.0	0.0	0.0	0.0	0.0	0.0	0.0	0.0	0.0	
14	REC	6000	Inventory and Construction DDA#8795-23 District Bandy UOB Acad Revised Project (7C0900170201812)   Not Available		277.222039		277.222039	71.0	43.2	0.0	43.2	43.2	0.0	43.2	1	15.6	0.0	0.0	232.0	0.0	0.0	208.4	28.0	0.0	108.4	28.0	0.0	108.4	28.0	0.0	0.0	0.0	0.0	0.0	0.0	0.0	0.0	0.0	0.0	0.0	0.0	0.0	
15	REC	6000	Inventory and Construction DDA#8795-24 District Bandy UOB Acad Revised Project (7C0911567003821)   Not Available		1779.8		701	445.0	0.0	445.0	445.0	0.0	445.0	2	2.7	0.0	0.0	435.0	0.0	0.0	215.0	0.6	0.6	295.0	0.6	0.6	295.0	0.6	0.6	0.6	0.6	0.6	0.6	0.6	0.6	0.6	0.6	0.6	0.6	0.6	0.6		
16	REC	6000	Inventory and Construction DDA#8795-25 District Bandy UOB Acad Revised Project (7C0900073403839)   Not Available		227.222039		1218.62	402	309.0	0.0	309.0	309.0	0.0	309.0	1	4.6	0.0	0.0	293.0	0.0	0.0	215.1	7.8	2.7	288.4	10.3	2.7	288.4	10.3	2.7	0.0	0.0	0.0	0.0	0.0	0.0	0.0	0.0	0.0	0.0	0.0		
17	REC	6000	Inventory and Construction DDA#8795-26 District Bandy UOB Acad Revised Project (7C090012403832)   Not Available		919.6		162	279.0	0.0	279.0	279.0	0.0	279.0	2	4.8	0.0	0.0	275.0	0.0	0.0	154.2	5.4	0.0	154.2	5.4	0.0	154.2	5.4	0.0	0.0	0.0	0.0	0.0	0.0	0.0	0.0	0.0	0.0	0.0	0.0	0.0	0.0	0.0
18	REC	6000	Inventory and Construction DDA#8795-27 District Bandy UOB Acad Revised Project (7C0900134039187)   Not Available		227.222039		431.2	171	111.0	0.0	111.0	111.0	0.0	111.0	1	-2.7	0.0	0.0	140.0	0.0	0.0	83.4	1.8	0.0	83.4	1.8	0.0	83.4	1.8	0.0	0.0	0.0	0.0	0.0	0.0	0.0	0.0	0.0	0.0	0.0	0.0	0.0	0.0

7

18	BIC	Bogaram	Secretary led Construction New for 288 New for 288 (2020/01/24/1441) (Nok Available)	27/12/2019	2994.4	1282	753	0	0	789	782	0	0	783	1	84.4	0	0	203	0	0	322.6	17.4	0	516.6	17.4	0	0	0	0	
19	BIC	Madhapur	Secretary led Construction ODA&B's 277.848 Madhapur District Water Supply (2020/01/15/2020/25) (Nok Available)	27/12/2019	2070.8	406.5	753	0	0	783	251	0	0	252	1	83.1	0	0	217	0	0	169.2	11.2	0	169.2	11.2	0	0	0	0	
20	BIC	Madhapur	Secretary led Construction ODA&B's 26.618 Madhapur District Water Supply (2020/01/15/2020/25) (Nok Available)	27/12/2019	402.8	24	15	0	0	15	15	0	0	15	1	15	0	0	15	0	0	12	0	0	12	0	0	0	0	0	
21	BIC	Madhapur	Secretary led Construction ODA&B's 1.6777777777777777 Madhapur District Water Supply (2020/01/15/2020/25) (Nok Available)	27/12/2019	207.2	121.1	78	0	0	75	14	0	0	14	1	80.1	0	0	73	0	0	15	0.4	0	15	0.6	0	0	0	0	
22	BIC	Madhapur	Secretary led Construction ODA&B's 41.188 Madhapur District Water Supply (2020/01/15/2020/25) (Nok Available)	27/12/2019	113.78	62.5	28	0	0	28	28	0	0	28	1	0	0	0	28	0	0	24	1.2	0	24	1.2	0	0	0	0	
23	BIC	Madhapur	Secretary led Construction ODA&B's 46.0 Madhapur District Water Supply (2020/01/15/2020/25) (Nok Available)	27/12/2019	137.8	110.3	92	0	0	91	91	0	0	91	1	23.7	0	0	88	0	0	36.4	4.2	0	36.4	4.2	0	0	0	0	
24	BIC	Madhapur	Secretary led Construction 466 DUs UB Madhapur District Water Supply (2020/01/15/2020/25) (Nok Available)	27/12/2019	1724.633	699	2919	0	0	2991	2991	0	0	2991	1	361	0	0	284	0	0	201.1	37.4	0	201.1	37.4	0	0	0	0	
25	BIC	Madhapur	Secretary led Construction ODA&B's 508 District Madhapur UB Small Reservoir Project (2020/01/15/2020/25) (Nok Available)	27/12/2019	410.4	142	48	0	0	48	48	0	0	48	1	27.2	0	0	43	0	0	28.4	2.2	0	28.4	2.2	0	0	0	0	
26	BIC	Madhapur	Secretary led Construction ODA&B's 508 District Madhapur UB Small Reservoir Project (2020/01/15/2020/25) (Nok Available)	27/12/2019	60.93	24	14	0	0	14	14	0	0	14	1	4.3	0	0	15	0	0	8.4	0	0	8.4	0	0	0	0	0	0
27	BIC	Madhapur	Secretary led Construction ODA&B's 511 UB Madhapur District Water Supply Project (2020/01/15/2020/25) (Nok Available)	27/12/2019	3231.8	1276.5	748	0	0	748	748	0	0	748	1	18.1	0	0	714	0	0	448.8	31.4	0	448.8	31.4	0	0	0	0	0
28	BIC	Madhapur	Secretary led Construction 287 DUs Madhapur District Water Supply Project (2020/01/15/2020/25) (Nok Available)	27/12/2019	1124.438	442.5	153	0	0	153	153	0	0	153	1	39.8	0	0	149	0	0	91.6	6.4	0	91.6	6.4	0	0	0	0	0
29	BIC	Madhapur	Secretary led Construction 287 DUs Madhapur District Water Supply Project (2020/01/15/2020/25) (Nok Available)	27/12/2019	881.135	351	87	0	0	87	87	0	0	87	1	1.9	0	0	86	0	0	54.6	3.9	0	54.6	3.9	0	0	0	0	0
30	BIC	Madhapur	Secretary led Construction 118 DUs Central District Water Supply Project (2020/01/15/2020/25) (Nok Available)	27/12/2019	483.19	202.1	118	0	0	118	118	0	0	118	1	16.3	0	0	109	0	0	60	4	0	60	4	0	0	0	0	0
31	BIC	Madhapur	Secretary led Construction ODA&B's 20118 Shilpgram District Water Supply Project (2020/01/15/2020/25) (Nok Available)	27/12/2019	129	75	42	0	0	42	42	0	0	42	1	0.2	0	0	42	0	0	14.1	2.4	0	14.1	2.4	0	0	0	0	0
32	BIC	Madhapur	Secretary led Construction 20 DUs Shilpgram District Water Supply Project (2020/01/15/2020/25) (Nok Available)	27/12/2019	264.58	209	67	0	0	67	67	0	0	67	1	0	0	0	62	0	0	46.4	1.8	0	46.4	1.8	0	0	0	0	0
33	BIC	Madhapur	Secretary led Construction New 5% of UB Shilpgram District Water Supply Project (2020/01/15/2020/25) (Nok Available)	27/12/2019	195.04	892	513	0	0	513	514	0	0	514	1	1.893	0	0	478	0	0	372.4	11	0	372.4	11	0	0	0	0	
34	BIC	Madhapur	Secretary led Construction 287 DUs Shilpgram District Water Supply Project (2020/01/15/2020/25) (Nok Available)	27/12/2019	439.78	198.5	127	0	0	127	127	0	0	127	1	28.7	0	0	119	0	0	79.2	4.2	0	79.2	4.2	0	0	0	0	0
35	BIC	Madhapur	Secretary led Construction 287 DUs Shilpgram District Water Supply Project (2020/01/15/2020/25) (Nok Available)	27/12/2019	577.27	754	157	0	0	157	162	0	0	162	1	22.1	0	0	112	0	0	102.6	6.4	0	102.6	6.4	0	0	0	0	0
36	BIC	Madhapur	Secretary led Construction 287 DUs Shilpgram District Water Supply Project (2020/01/15/2020/25) (Nok Available)	27/12/2019	144.78	588.5	237	0	0	237	237	0	0	237	1	4.4	0	0	222	0	0	115.6	9.6	0	115.6	9.6	0	0	0	0	0
37	BIC	Madhapur	Secretary led Construction 213 DUs Central District Water Supply Project (2020/01/15/2020/25) (Nok Available)	27/12/2019	412.93	184.5	73	0	0	72	71	0	0	71	1	0.8	0	0	39	0	0	42.4	2.4	0	42.4	2.4	0	0	0	0	0

7

No	BIC	Location	Description	Start	End	Value	Area	Length	Volume	Weight	Height	Width	Depth	Diameter	Area	Volume	Weight	Height	Width	Depth	Diameter
39	BIC	Madang	Secretary led Construction 500 UBB Project (7098009310311) Not Available	22/12/2019	22/12/2019	3879.48	720	432	432	0	0	0	0	0	31.6	0	0	0	0	0	0
40	BIC	Madang	Secretary led Construction 227 UBB Project (709800931030011) Not Available	22/12/2019	22/12/2019	1752.34	761	354	354	0	0	0	0	0	36.1	0	0	0	0	0	0
41	BIC	Madang	Secretary led Construction 404 UBB Project (709801240389391) Not Available	22/12/2019	22/12/2019	57.46	421	26	26	0	0	0	0	0	8.4	0	0	0	0	0	0
42	BIC	Madang	Secretary led Construction 404 UBB Project (709801180291291) Not Available	22/12/2019	22/12/2019	22.20	86	12	12	0	0	0	0	0	15.9	0	0	0	0	0	0
43	BIC	Madang	Secretary led Construction 189 UBB Project (7098008292921) Not Available	22/12/2019	22/12/2019	601.73	227	144	144	0	0	0	0	0	0	0	0	0	0	0	0
44	BIC	Madang	Secretary led Construction 189 UBB Project (709801050291291) Not Available	22/12/2019	22/12/2019	543.86	218	120	120	0	0	0	0	0	2.1	0	0	0	0	0	0
45	BIC	Madang	Secretary led Construction 118 UBB Project (709800790301091) Not Available	22/12/2019	22/12/2019	296	82	22	22	0	0	0	0	0	32	0	0	0	0	0	0
46	BIC	Madang	Secretary led Construction 76 Project (709800930408011) Not Available	22/12/2019	22/12/2019	441.76	114	86	86	0	0	0	0	0	12.9	0	0	0	0	0	0
47	BIC	Madang	Secretary led Construction 127 UBB Project (709800930408011) Not Available	22/12/2019	22/12/2019	464.85	290	128	128	0	0	0	0	0	4.8	0	0	0	0	0	0
48	BIC	Madang	Secretary led Construction 76 Project (709801050301091) Not Available	22/12/2019	22/12/2019	295.36	114	76	76	0	0	0	0	0	8.6	0	0	0	0	0	0
49	BIC	Madang	Secretary led Construction 114 UBB Project (709801050301091) Not Available	22/12/2019	22/12/2019	811.16	248	137	137	0	0	0	0	0	21	0	0	0	0	0	0
50	BIC	Madang	Secretary led Construction 230 UBB Project (709800780301091) Not Available	22/12/2019	22/12/2019	873.9	144	113	113	0	0	0	0	0	11.8	0	0	0	0	0	0
51	BIC	Madang	Secretary led Construction 355 UBB Project (709800830731541) Not Available	22/12/2019	22/12/2019	106.8	42	21	21	0	0	0	0	0	0	0	0	0	0	0	0
52	BIC	Madang	Secretary led Construction 355 UBB Project (709800830731541) Not Available	22/12/2019	22/12/2019	1099.39	397	216	216	0	0	0	0	0	107	0	0	0	0	0	0
53	BIC	Madang	Secretary led Construction 355 UBB Project (709800830731541) Not Available	22/12/2019	22/12/2019	1802.24	721	387	387	0	0	0	0	0	1	0	0	0	0	0	0
54	BIC	Madang	Secretary led Construction 518 Project (709800840294501) Not Available	22/12/2019	22/12/2019	1249.11	497	316	316	0	0	0	0	0	47.4	0	0	0	0	0	0
55	BIC	Madang	Secretary led Construction 518 Project (709800840294501) Not Available	22/12/2019	22/12/2019	1972.86	777	374	374	0	0	0	0	0	72.8	0	0	0	0	0	0
56	BIC	Madang	Secretary led Construction 118 UBB Project (709800830731541) Not Available	22/12/2019	22/12/2019	1208.8	414	304	304	0	0	0	0	0	65.7	0	0	0	0	0	0
57	BIC	Madang	Secretary led Construction 118 UBB Project (709800830731541) Not Available	22/12/2019	22/12/2019	182.20	72	38	38	0	0	0	0	0	4.6	0	0	0	0	0	0
58	BIC	Madang	Secretary led Construction 118 UBB Project (709800830731541) Not Available	22/12/2019	22/12/2019	127.66	37	18	18	0	0	0	0	0	0.3	0	0	0	0	0	0

2

Sl. No.	Category	Project Name	Location	Project Description	Start Date	End Date	Value (Rs. Lakhs)	Area (Sq. M)	Height (M)	Volume (Cu. M)	Weight (Tons)	Material (Tons)	Labour (Nos.)	Equipment (Nos.)	Other (Nos.)
59	BLC	Phase	Bengaluru	Bengaluru Int. Construction (RIV of 137 District Roads) (709000916034691) (Not Available)	27/12/2018		642.32	284.5	0	0	1945	195	0	0	0
60	BLC	Phase	Bengaluru	Bengaluru Int. Construction (RIV of 137 District Roads) (709000916034691) (Not Available)	27/12/2018		11796	24	11	0	11	12	0	0	0
61	BLC	Phase	Bengaluru	Bengaluru Int. Construction (RIV of 137 District Roads) (709000916034691) (Not Available)	27/12/2018		34635	1383	78	0	74	74	0	0	0
62	BLC	Phase	Bengaluru	Bengaluru Int. Construction (RIV of 137 District Roads) (709000916034691) (Not Available)	27/12/2018		13070	1203	91	0	80	74	0	0	0
63	BLC	Phase	Bengaluru	Bengaluru Int. Construction (RIV of 137 District Roads) (709000916034691) (Not Available)	27/12/2018		281377	990	401	0	401	401	0	0	0
64	BLC	Phase	Bengaluru	Bengaluru Int. Construction (RIV of 137 District Roads) (709000916034691) (Not Available)	27/12/2018		779	2815	72	0	72	72	0	0	0
65	BLC	Phase	Bengaluru	Bengaluru Int. Construction (RIV of 137 District Roads) (709000916034691) (Not Available)	27/12/2018		5872	231	116	0	116	116	0	0	0
66	BLC	Phase	Bengaluru	Bengaluru Int. Construction (RIV of 137 District Roads) (709000916034691) (Not Available)	27/12/2018		1664	657	0	0	0	0	0	0	0
67	BLC	Phase	Bengaluru	Bengaluru Int. Construction (RIV of 137 District Roads) (709000916034691) (Not Available)	27/12/2018		46635	204	115	0	115	115	0	0	0
68	BLC	Phase	Bengaluru	Bengaluru Int. Construction (RIV of 137 District Roads) (709000916034691) (Not Available)	27/12/2018		45138	202.5	128	0	128	128	0	0	0
69	BLC	Phase	Bengaluru	Bengaluru Int. Construction (RIV of 137 District Roads) (709000916034691) (Not Available)	27/12/2018		77168	204.5	92	0	92	92	0	0	0
70	BLC	Phase	Bengaluru	Bengaluru Int. Construction (RIV of 137 District Roads) (709000916034691) (Not Available)	27/12/2018		1005	203.5	265	0	265	265	0	0	0
71	BLC	Phase	Bengaluru	Bengaluru Int. Construction (RIV of 137 District Roads) (709000916034691) (Not Available)	27/12/2018		148134	654	285	0	285	285	0	0	0
72	BLC	Phase	Bengaluru	Bengaluru Int. Construction (RIV of 137 District Roads) (709000916034691) (Not Available)	27/12/2018		39489	124	78	0	78	78	0	0	0
73	BLC	Phase	Bengaluru	Bengaluru Int. Construction (RIV of 137 District Roads) (709000916034691) (Not Available)	27/12/2018		6422	213.5	146	0	146	146	0	0	0
74	BLC	Phase	Bengaluru	Bengaluru Int. Construction (RIV of 137 District Roads) (709000916034691) (Not Available)	27/12/2018		54307	235	146	0	146	146	0	0	0
75	BLC	Phase	Bengaluru	Bengaluru Int. Construction (RIV of 137 District Roads) (709000916034691) (Not Available)	27/12/2018		48744	197	116	0	116	116	0	0	0
76	BLC	Phase	Bengaluru	Bengaluru Int. Construction (RIV of 137 District Roads) (709000916034691) (Not Available)	27/12/2018		251291	1138.5	630	0	630	630	0	0	0
77	BLC	Phase	Bengaluru	Bengaluru Int. Construction (RIV of 137 District Roads) (709000916034691) (Not Available)	27/12/2018		29148	1150.5	628	0	628	628	0	0	0
78	BLC	Phase	Bengaluru	Bengaluru Int. Construction (RIV of 137 District Roads) (709000916034691) (Not Available)	27/12/2018		66264	261	144	0	144	144	0	0	0

7











37	BIC	Pekabed	Secondary and Construction 566 UUB, Pekabed, District: Agia Revised DPR (7098008204311) (Not Available)	07/08/2020	1888.16	834	394	0	0	384	380	0	0	380	3	1	105%	0	0	0	0	0	271.2	128	0	0	0	0	0	0	0	0	0	0	0	0	0	0	0	0	0						
38	BIC	Fatebur	Secondary and Construction UUB Fatmahan (Rencana) (Not Approved) (Not Available) Secondary and Construction 701 UUB, Fatebur Sidu, District: Agia Revised DPR (7098008004106) (Not Available)	07/08/2020	2323.03	1038	635	0	0	635	634	0	0	634	3	1	126%	0	0	0	0	0	406.2	35.4	4.8	405.6	35.4	4.8	0	0	0	0	0	0	0	0	0	0	0	0							
39	BIC	Fatebur-Sidu	Secondary and Construction Secondary and Construction Gungah District (Rencana) Gungah District (Rencana) Gungah District (Rencana) (Not Available)	07/08/2020	2355.36	1051.5	350	0	0	350	358	0	0	358	3	1	131%	0	0	0	0	0	223.2	204.6	16.2	166.2	166.2	16.2	0	0	0	0	0	0	0	0	0	0	0	0	0	0					
40	BIC	Gungah	Secondary and Construction Secondary and Construction Secondary and Construction (Not Available)	07/08/2020	224.65	88%	25	0	0	25	26	0	0	26	3	1	7%	0	0	0	0	0	16.8	21.6	0	14.4	18	0	0	0	0	0	0	0	0	0	0	0	0	0	0	0					
41	BIC	Guhh Paktra	Secondary and Construction Guhh Paktra Guhh Paktra Guhh Paktra Guhh Paktra (Not Available)	07/08/2020	72.34	28.5%	19	0	0	19	19	0	0	19	3	1	5.2%	0	0	0	0	0	12.8	0	0	0	0	0	0	0	0	0	0	0	0	0	0	0	0	0	0	0					
42	BIC	Gawan	Secondary and Construction Gawan Gawan Gawan Gawan (Not Available)	07/08/2020	178.6	70%	26	0	0	26	26	0	0	26	3	1	8%	0	0	0	0	0	15.8	11.6	0	16.8	11.4	0	0	0	0	0	0	0	0	0	0	0	0	0	0	0	0				
43	BIC	Gayanpur	Secondary and Construction Gayanpur Gayanpur Gayanpur Gayanpur (Not Available)	07/08/2020	328.96	14%	94	0	0	94	94	0	0	94	3	1	26%	0	0	0	0	0	60	2.8	0	52.8	2.6	0	0	0	0	0	0	0	0	0	0	0	0	0	0	0	0	0			
44	BIC	Ghahad	Secondary and Construction Ghahad Ghahad Ghahad Ghahad (Not Available)	07/08/2020	850.67	32%	217	0	0	217	217	0	0	217	3	1	62%	0	0	0	0	0	209	8.4	0	97.8	2.4	0	0	0	0	0	0	0	0	0	0	0	0	0	0	0	0	0			
45	BIC	Ghohwal	Secondary and Construction Ghohwal Ghohwal Ghohwal Ghohwal (Not Available)	07/08/2020	688	27%	146	0	0	146	146	0	0	146	3	1	42%	0	0	0	0	0	89.4	17.4	1.2	89.4	17.4	1.2	0	0	0	0	0	0	0	0	0	0	0	0	0	0	0	0			
46	BIC	Ghohwal	Secondary and Construction Ghohwal Ghohwal Ghohwal Ghohwal (Not Available)	07/08/2020	899.2	27%	182	0	0	182	186	0	0	180	3	1	39%	0	0	0	0	0	176.4	34.8	0	176.4	34.8	0	0	0	0	0	0	0	0	0	0	0	0	0	0	0	0	0			
47	BIC	Gohand	Secondary and Construction Gohand Gohand Gohand Gohand (Not Available)	07/08/2020	1337.6	52%	294	0	0	294	294	0	0	294	3	1	85%	0	0	0	0	0	176.4	0	0	176.4	0	0	0	0	0	0	0	0	0	0	0	0	0	0	0	0	0	0			
48	BIC	Govangpur	Secondary and Construction Govangpur Govangpur Govangpur Govangpur (Not Available)	07/08/2020	345.97	15%	79	0	0	79	79	0	0	79	3	2	47%	0	0	0	0	0	47.6	14.4	0	47.4	14.4	0	0	0	0	0	0	0	0	0	0	0	0	0	0	0	0	0	0		
49	BIC	Gulmahi	Secondary and Construction Gulmahi Gulmahi Gulmahi Gulmahi (Not Available)	07/08/2020	350.88	11%	57	0	0	57	57	0	0	57	3	1	15%	0	0	0	0	0	41.4	29.4	0	27	12.6	0	0	0	0	0	0	0	0	0	0	0	0	0	0	0	0	0	0		
50	BIC	Hadrighah	Secondary and Construction Hadrighah Hadrighah Hadrighah Hadrighah (Not Available)	07/08/2020	1403.23	62%	373	0	0	373	373	0	0	373	3	1	84%	0	0	0	0	0	275.8	17.4	11.4	235.6	17.4	11.4	0	0	0	0	0	0	0	0	0	0	0	0	0	0	0	0	0	0	
51	BIC	Hadrighah	Secondary and Construction Hadrighah Hadrighah Hadrighah Hadrighah (Not Available)	07/08/2020	2910.8	114%	674	0	0	674	674	0	0	674	3	1	114%	0	0	0	0	0	493.8	66	0	493.8	66	0	0	0	0	0	0	0	0	0	0	0	0	0	0	0	0	0	0		
52	BIC	Hadrighah	Secondary and Construction Hadrighah Hadrighah Hadrighah Hadrighah (Not Available)	07/08/2020	104.07	46%	29	0	0	29	29	0	0	29	3	1	13%	0	0	0	0	0	14.4	1.2	0	14.4	1.2	0	0	0	0	0	0	0	0	0	0	0	0	0	0	0	0	0	0		
53	BIC	Hadrighah	Secondary and Construction Hadrighah Hadrighah Hadrighah Hadrighah (Not Available)	07/08/2020	228	40%	54	0	0	54	54	0	0	54	3	1	11%	0	0	0	0	0	52.2	7.8	0	52.2	7.8	0	0	0	0	0	0	0	0	0	0	0	0	0	0	0	0	0	0	0	0
54	BIC	Hamra	Secondary and Construction Hamra Hamra Hamra Hamra (Not Available)	07/08/2020	651.29	29%	163	0	0	165	165	0	0	165	3	2	95%	0	0	0	0	0	96	12.4	0	96	12.4	0	0	0	0	0	0	0	0	0	0	0	0	0	0	0	0	0	0	0	

7

55	BIC	Jakarta	Interim Land Construction DUA 4735-30 URB Klaten District Ambarum Reved Project ( 7C0980121602973 ) ( Not Available )	07/08/2020	289.00	120	75	0	0	75	75	0	0	75	3	2	44.7	0	0	74	0	0	46	2.4	0	48	2.4	0	66.9	4.8	0		
56	BIC	Widjara	Interim Land Construction DUA 4735-30 URB Klaten District Ambarum Reved Project ( 7C0980121602973 ) ( Not Available )	07/08/2020	289.00	106.5	58	0	0	58	58	0	0	58	3	1	17.1	0	0	57	0	0	34.8	7.4	0	34.8	7.4	0	0	0	0		
57	BIC	Malibad	Interim Land Construction of 153 00s URB Anduar District Ambarum Reved Project ( 7C0980119037381 ) ( Not Available )	07/08/2020	287.05	117	78	0	0	78	78	0	0	78	3	1	21.3	0	0	71	0	0	53.3	0	0	38.4	0	0	0	0	0		
58	BIC	Malibad	Interim Land Construction of 153 00s URB Anduar District Ambarum Reved Project ( 7C0980119037381 ) ( Not Available )	07/08/2020	510.36	220	142	0	0	142	142	0	0	142	3	1	-0.9	0	0	138	0	0	108	6.6	0.6	108	6.6	0.6	0	0	0		
59	BIC	Janthi	Interim Land Construction of 205 201 URB Klaten District Ambarum Reved Project ( 7C098010300416951 ) ( Not Available )	07/08/2020	327.51	129	85	0	0	85	85	0	0	85	3	1	24.6	0	0	82	0	0	51.8	0.6	0	50.4	0.6	0	0	0	0		
60	BIC	Janthi	Interim Land Construction of 139 139 URB Klaten District Ambarum Reved Project ( 7C09800541029120 ) ( Not Available )	07/08/2020	10019.54	2046.5	1672	0	0	1672	1672	0	0	1672	3	1	178.5	0	0	1511	0	0	1137	604.2	0.6	1137	604.2	0.6	0	0	0		
61	BIC	Blingsari	Interim Land Construction of 205 201 URB Klaten District Ambarum Reved Project ( 7C0980119037381 ) ( Not Available )	07/08/2020	529.38	208.5	134	0	0	134	134	0	0	134	3	1	33.9	0	0	121	0	0	95.4	3.6	0	65.4	2.4	0	0	0	0		
62	BIC	Janthi	Interim Land Construction of 205 201 URB Klaten District Ambarum Reved Project ( 7C0980119037381 ) ( Not Available )	07/08/2020	688.00	307.5	171	0	0	171	171	0	0	171	3	1	41.7	0	0	167	0	0	109.8	18	0	109.8	18	0	0	0	0	0	
63	BIC	Kediaman	Interim Land Construction DUA 4735-200 URB Klaten District Ambarum Reved Project ( 7C09800541029120 ) ( Not Available )	07/08/2020	1535.52	685.5	436	0	0	436	436	0	0	436	3	1	87.3	0	0	395	0	0	274.8	13.2	0	274.8	13.2	0	0	0	0	0	
64	BIC	Klaten	Interim Land Construction of 139 139 URB Klaten District Ambarum Reved Project ( 7C09800541029120 ) ( Not Available )	07/08/2020	760	300	198	0	0	198	198	0	0	198	3	1	56.7	0	0	189	0	0	119.4	0.8	0	119.4	0.8	0	0	0	0	0	
65	BIC	Klaten	Interim Land Construction DUA 4735-200 URB Klaten District Ambarum Reved Project ( 7C09800541029120 ) ( Not Available )	07/08/2020	201.43	90	31	0	0	31	31	0	0	31	3	1	9.6	0	0	30	0	0	18.6	17.4	0	19.2	15.8	0	0	0	0	0	
66	BIC	Klaten	Interim Land Construction DUA 4735-200 URB Klaten District Ambarum Reved Project ( 7C09800541029120 ) ( Not Available )	07/08/2020	353.41	139.5	78	0	0	78	78	0	0	78	3	1	22.2	0	0	74	0	0	48.4	8.4	0.6	46.8	8.4	0.6	0	0	0	0	
67	BIC	Klaten	Interim Land Construction DUA 4735-15 URB Klaten District Ambarum Reved Project ( 7C0980119037381 ) ( Not Available )	07/08/2020	121.08	676.5	226	0	0	226	226	0	0	226	3	1	62.1	0	0	207	0	0	87.6	52.2	48	183.6	87	32.2	0	0	0	0	
68	BIC	Klaten	Interim Land Construction of 153 00s URB Anduar District Ambarum Reved Project ( 7C0980119037381 ) ( Not Available )	07/08/2020	50.41	22.5	11	0	0	11	11	0	0	11	3	1	3.9	0	0	7	0	0	3	6.4	0	4.8	4.2	0	0	0	0	0	
69	BIC	Klaten	Interim Land Construction of 153 00s URB Anduar District Ambarum Reved Project ( 7C0980119037381 ) ( Not Available )	07/08/2020	120.88	54	29	0	0	29	29	0	0	29	3	2	-17.4	0	0	28	0	0	17.4	4.2	0	17.4	4.2	0	26.1	6.4	0	0	
70	BIC	Klaten	Interim Land Construction of 205 201 URB Klaten District Ambarum Reved Project ( 7C0980119037381 ) ( Not Available )	07/08/2020	460.32	205.5	87	0	0	87	87	0	0	87	3	1	17.7	0	0	79	0	0	55.2	45.0	0	55.2	45.0	0	0	0	0	0	0
71	BIC	Klaten	Interim Land Construction of 205 201 URB Klaten District Ambarum Reved Project ( 7C0980119037381 ) ( Not Available )	07/08/2020	1131.06	445.5	254	0	0	254	254	0	0	254	3	1	68.1	0	0	227	0	0	148.8	76.4	0	154	75.2	0	0	0	0	0	

7



107	RIC	Mohr	Investment and Construction DUA #19-204 UIB Mohr District Jaunpur Revised Project (7C090121029546) (Not Available)	07/08/2020	685.44	304	174	0	0	174	174	0	0	174	3	1	-102	0	0	169	0	0	104.4	18	0	0	304.4	18	0	0	152.7	26.7	0	0	
90	RIC	Mohr	Investment and Construction DUA #19-204 UIB Mohr District Jaunpur Revised Project (7C090121029546) (Not Available)	07/08/2020	685.44	304	174	0	0	174	174	0	0	174	3	2	-102	0	0	169	0	0	104.4	18	0	0	304.4	18	0	0	152.7	26.7	0	0	
91	RIC	Mohammad	Investment and Construction DUA #19-204 UIB Mohr District Jaunpur Revised Project (7C090121029546) (Not Available)	07/08/2020	275.27	123	82	0	0	82	82	0	0	82	3	1	22.8	0	0	76	0	0	49.2	0	0	0	49.2	0	0	0	0	0	0	0	
92	RIC	Mohr	Investment and Construction DUA #19-204 UIB Mohr District Jaunpur Revised Project (7C090121029546) (Not Available)	07/08/2020	664.68	297	194	0	0	194	194	0	0	194	3	1	52.3	0	0	183	0	0	116.4	4.2	0	0	114	4.8	0	0	0	0	0	0	
93	RIC	Mohr	Investment and Construction DUA #19-204 UIB Mohr District Jaunpur Revised Project (7C090121029546) (Not Available)	07/08/2020	107.6	40.5	27	0	0	27	27	0	0	27	3	1	7.5	0	0	35	0	0	13.6	0	0	0	13.6	0	0	0	0	0	0	0	
94	RIC	Mohammad	Investment and Construction DUA #19-204 UIB Mohr District Jaunpur Revised Project (7C090121029546) (Not Available)	07/08/2020	454.6	1795.5	485	0	0	485	485	0	0	485	3	1	125.4	0	0	422	0	0	300.4	385.8	0.6	0	281.4	467.4	-0.6	0	0	0	0	0	
95	RIC	Mohammad	Investment and Construction DUA #19-204 UIB Mohr District Jaunpur Revised Project (7C090121029546) (Not Available)	07/08/2020	1485.17	6638	338	0	0	338	337	0	0	337	3	1	34.2	0	0	344	0	0	231.4	70.2	0	0	231.4	70.2	0	0	0	0	0	0	
96	RIC	Mohammad	Investment and Construction DUA #19-204 UIB Mohr District Jaunpur Revised Project (7C090121029546) (Not Available)	07/08/2020	1346.16	609	336	0	0	336	332	0	0	332	3	1	88.7	0	0	298	0	0	232.6	48	0	0	165.6	34.8	0	0	0	0	0	0	
97	RIC	Mohammad	Investment and Construction DUA #19-204 UIB Mohr District Jaunpur Revised Project (7C090121029546) (Not Available)	07/08/2020	2158.4	852	438	0	0	438	436	0	0	436	3	1	63.3	0	0	423	0	0	293.4	82.2	0	0	293.4	82.2	0	0	0	0	0	0	
98	RIC	Mohammad	Investment and Construction DUA #19-204 UIB Mohr District Jaunpur Revised Project (7C090121029546) (Not Available)	07/08/2020	1238.8	489	170	0	0	170	170	0	0	170	3	1	50.7	0	0	169	0	0	69	1.2	65.4	1.2	138	1.2	119.4	0	0	0	0	0	
99	RIC	Mohammad	Investment and Construction DUA #19-204 UIB Mohr District Jaunpur Revised Project (7C090121029546) (Not Available)	07/08/2020	312.2	139.5	90	0	0	90	90	0	0	90	3	1	24.9	0	0	83	0	0	58.8	3	0.6	0	49.2	0.6	0	0	0	0	0	0	
100	RIC	Mohammad	Investment and Construction DUA #19-204 UIB Mohr District Jaunpur Revised Project (7C090121029546) (Not Available)	07/08/2020	1775.84	793.5	422	0	0	422	422	0	0	422	3	1	109.8	0	0	406	0	0	262.8	66.6	1.8	0	262.8	66.6	1.8	0	0	0	0	0	
101	RIC	Mohammad	Investment and Construction DUA #19-204 UIB Mohr District Jaunpur Revised Project (7C090121029546) (Not Available)	07/08/2020	106.4	42	20	0	0	20	20	0	0	20	3	2	-16.5	0	0	28	0	0	16.8	0	0	0	16.8	0	0	0	24.9	0	0	0	
102	RIC	Mohammad	Investment and Construction DUA #19-204 UIB Mohr District Jaunpur Revised Project (7C090121029546) (Not Available)	07/08/2020	380	150	87	0	0	87	87	0	0	87	3	1	24.3	0	0	81	0	0	52.2	2.8	0	0	52.2	2.8	0	0	52.2	7.8	0	0	0
103	RIC	Mohammad	Investment and Construction DUA #19-204 UIB Mohr District Jaunpur Revised Project (7C090121029546) (Not Available)	07/08/2020	728.48	325.5	207	0	0	207	206	0	0	206	3	1	47.7	0	0	195	0	0	129	7.2	0	0	129	7.2	0	0	0	0	0	0	0
104	RIC	Mohammad	Investment and Construction DUA #19-204 UIB Mohr District Jaunpur Revised Project (7C090121029546) (Not Available)	07/08/2020	239.4	94.5	61	0	0	61	61	0	0	61	3	2	-37.8	0	0	48	0	0	44.4	0	0	0	44.4	0	0	0	48.5	0	0	0	0
105	RIC	Mohammad	Investment and Construction DUA #19-204 UIB Mohr District Jaunpur Revised Project (7C090121029546) (Not Available)	07/08/2020	547.19	244.5	122	0	0	122	122	0	0	122	3	2	-72.3	0	0	119	0	0	73.2	23.4	1.2	0	73.2	23.4	1.2	0	108	35.1	1.8	0	0
106	RIC	Mohammad	Investment and Construction DUA #19-204 UIB Mohr District Jaunpur Revised Project (7C090121029546) (Not Available)	07/08/2020	104.16	46.5	28	0	0	28	27	0	0	27	3	1	7.8	0	0	26	0	0	16.2	1.8	0	0	16.2	1.8	0	0	0	0	0	0	0
107	RIC	Mohammad	Investment and Construction DUA #19-204 UIB Mohr District Jaunpur Revised Project (7C090121029546) (Not Available)	07/08/2020	453.49	200.5	122	0	0	122	122	0	0	122	3	1	34.5	0	0	117	0	0	73.8	9	0	0	73.8	9	0	0	73.7	7.8	0	0	0

7

109	BIC	Pulau Ti	Banjarbaru District Expansion Phase 2B (7C09B0013041101) (Not Available)	07/09/2020	1757.28	784.5	345	0	0	348	344	0	0	344	3	1	135.9	0	0	325	0	0	210	132.2	0	155.4	79.3	0	0	0	0	0	0	0	0	0	0				
110	BIC	Pulau Ti	Banjarbaru District Expansion Phase 2B (7C09B0013041101) (Not Available)	07/09/2020	559.8	211.5	125	0	0	123	123	0	0	123	3	1	34.8	0	0	149	0	0	73.8	10.8	0	72.8	10.8	0	0	0	0	0	0	0	0	0					
111	BIC	Banjarbaru	Banjarbaru District Expansion Phase 2B (7C09B0013041101) (Not Available)	07/09/2020	353.4	139.5	3	0	0	0	6	0	0	6	3	1	2.6	0	0	6	0	0	1.8	51.6	0.6	3.6	51.6	0.6	0	0	0	0	0	0	0	0	0				
112	BIC	Padangraih City	ULB Padangraih City District Revised Project (7C09B0107029555) (Not Available)	07/09/2020	1057.45	472.5	283	0	0	283	283	0	0	283	3	2	-185.8	0	0	273	0	0	169.8	19.2	0	169.8	19.2	0	287.3	27.9	0	0	0	0	0	0	0				
113	BIC	PNK/OKM	Interventive Land Construction and Construction Under Revision Project (7C09B0140292540) (Not Available)	07/09/2020	1534.29	694.5	189	0	0	189	189	0	0	189	3	1	30.8	0	0	156	0	0	117.6	183.6	0.6	101.4	176.4	0	0	0	0	0	0	0	0	0	0				
114	BIC	Muka Ka Rambu	Interventive Land Construction II (7C09B0123800746) (Not Available)	07/08/2020	1032.2	403.5	203	0	0	203	203	0	0	203	3	1	57.6	0	0	194	0	0	120	42.6	0	315.2	36.6	0	0	0	0	0	0	0	0	0	0	0			
115	BIC	Banjarbaru	ULB Banjarbaru District Revised Project (7C09B0109402807) (Not Available)	07/08/2020	375.98	168	90	0	0	90	90	0	0	90	3	1	3.4	0	0	84	0	0	3.4	7.8	5.4	5.4	7.8	5.4	0	0	0	0	0	0	0	0	0	0			
116	BIC	Kampung	Interventive Land Construction for 1413 ULB Banjarbaru District Revised Project (7C09B009594203) (Not Available)	07/08/2020	536.0	211.5	79	0	0	79	77	0	0	77	3	1	28.4	0	0	23	0	0	57.2	24.2	0	34.4	1.6	0	121.3	0	0	0	0	0	0	0	0	0	0		
117	BIC	Kampung	Interventive Land Construction for 1413 ULB Banjarbaru District Revised Project (7C09B0017041004) (Not Available)	07/08/2020	2299.04	1071	648	0	0	648	429	0	0	429	3	1	359.4	0	0	487	0	0	295.6	149.4	0	295.4	149.4	0	0	0	0	0	0	0	0	0	0	0	0		
118	BIC	Bahn	Interventive Land Construction for 544 ULB Robertsari District Rehabilitation Project (7C09B000401359) (Not Available)	07/08/2020	1026	405	186	0	0	186	186	0	0	186	3	2	-106.8	0	0	176	0	0	108	5.4	0	108	5.4	0	159.6	81	0	0	0	0	0	0	0	0	0		
119	BIC	Robertsari	Construction of 124 DM of BIC for S40R WP District Rehabilitation Project (7C09B003704288) (Not Available)	07/09/2020	214.2	844	465	0	0	465	462	0	0	462	3	1	-157.6	0	0	446	0	0	411.6	74.4	-156	434.4	79.2	2.4	0	0	0	0	0	0	0	0	0	0	0		
120	BIC	Selayar	Interventive Land Construction for 244 DM of BIC for S40R WP District Rehabilitation Project (7C09B003704288) (Not Available)	07/08/2020	587.2	223	150	0	0	150	134	0	0	134	3	1	19.8	0	0	126	0	0	91.8	2.4	0	91.8	2.4	0	0	0	0	0	0	0	0	0	0	0	0	0	
121	BIC	Sandi	Interventive Land Construction for 244 DM of BIC for S40R WP District Rehabilitation Project (7C09B003704288) (Not Available)	07/08/2020	832.528	372	223	0	0	223	223	0	0	223	3	1	50.1	0	0	207	0	0	139.2	13.2	0	139.2	13.2	0	0	0	0	0	0	0	0	0	0	0	0	0	
122	BIC	Sewewa	Interventive Land Construction for 244 DM of BIC for S40R WP District Rehabilitation Project (7C09B003704288) (Not Available)	07/09/2020	559.82	220.5	105	0	0	105	105	0	0	105	3	1	28.8	0	0	98	0	0	75.6	31.8	0	50.4	18.6	0	0	0	0	0	0	0	0	0	0	0	0	0	
123	BIC	Sanik	Interventive Land Construction for 244 DM of BIC for S40R WP District Rehabilitation Project (7C09B003704288) (Not Available)	07/08/2020	1144.73	511.5	272	0	0	272	272	0	0	272	3	1	73.8	0	0	254	0	0	161.4	44.2	9.6	161.4	34.2	9.6	0	0	0	0	0	0	0	0	0	0	0	0	
124	BIC	Sibayun	Interventive Land Construction for 244 DM of BIC for S40R WP District Rehabilitation Project (7C09B003704288) (Not Available)	07/08/2020	335.13	122	85	0	0	85	85	0	0	85	3	1	23.7	0	0	79	0	0	5.4	1.8	0	5.1	1.8	0	0	0	0	0	0	0	0	0	0	0	0	0	
125	BIC	Shamabad	Interventive Land Construction for 244 DM of BIC for S40R WP District Rehabilitation Project (7C09B003704288) (Not Available)	07/08/2020	1162.56	518	279	0	0	279	279	0	0	279	3	1	76.5	0	0	256	0	0	157.2	47	0	177.6	38.4	0	0	0	0	0	0	0	0	0	0	0	0	0	0

No	Unit	Detail	Start	End	Area	Volume	Value	Unit Price	Material	Labour	Overhead	Profit	Total	Remarks
126	BIC	Shergah	07/08/2020	07/08/2020	1668.7	658.5	424	0	424	424	0	0	116.4	Minority Land Construction 136 ULB Shergah District B newly Revised Project (
127	BIC	Shoragah	07/08/2020	07/08/2020	2339.4	919.5	288	0	288	287	0	0	36	Minority Land Construction 136 ULB Shoragah District B newly Revised Project (
128	BIC	Soddhaur	07/08/2020	07/08/2020	641.18	286.5	158	0	158	159	0	0	-39.9	Minority Land Construction 136 ULB Soddhaur District B newly Revised Project (
129	BIC	Seri	07/08/2020	07/08/2020	611.8	241.5	157	0	157	157	0	0	42.6	Minority Land Construction 136 ULB Seri District B newly Revised Project (
130	BIC	Sidhok	07/08/2020	07/08/2020	856.03	383.5	189	0	189	177	0	0	47.3	Minority Land Construction 136 ULB Sidhok District B newly Revised Project (
131	BIC	Sidhanpur	07/08/2020	07/08/2020	681.47	304.5	152	0	152	152	0	0	135.3	Minority Land Construction 136 ULB Sidhanpur District B newly Revised Project (
132	BIC	Singwanan	07/08/2020	07/08/2020	1242.6	490.5	293	0	293	289	0	0	62.4	Minority Land Construction 136 ULB Singwanan District B newly Revised Project (
133	BIC	Tanda	07/08/2020	07/08/2020	2215.4	874.5	508	0	508	505	0	0	133	Minority Land Construction 136 ULB Tanda District B newly Revised Project (
134	BIC	Tanda	07/08/2020	07/08/2020	1342.79	603	283	0	283	283	0	0	23.1	Minority Land Construction 136 ULB Tanda District B newly Revised Project (
135	BIC	Tikant Nagar	07/08/2020	07/08/2020	852.67	381	144	0	144	144	0	0	46.6	Minority Land Construction 136 ULB Tikant Nagar District B newly Revised Project (
136	BIC	Tikant Nagar	07/08/2020	07/08/2020	140.6	55.5	31	0	31	31	0	0	8.3	Minority Land Construction 136 ULB Tikant Nagar District B newly Revised Project (
137	BIC	Tikant Nagar	07/08/2020	07/08/2020	1364.2	538.5	312	0	312	312	0	0	91.5	Minority Land Construction 136 ULB Tikant Nagar District B newly Revised Project (
138	BIC	Tikant Nagar	07/08/2020	07/08/2020	950	375	218	0	218	218	0	0	63.9	Minority Land Construction 136 ULB Tikant Nagar District B newly Revised Project (
139	BIC	Tikant Nagar	07/08/2020	07/08/2020	2610.6	1030.5	612	0	612	616	0	0	22.8	Minority Land Construction 136 ULB Tikant Nagar District B newly Revised Project (
140	BIC	Wazirpur	07/08/2020	07/08/2020	628	240	114	0	114	112	0	0	26.3	Minority Land Construction 136 ULB Wazirpur District B newly Revised Project (
141	BIC	Zabdur	07/08/2020	07/08/2020	1487.14	554.5	404	0	404	404	0	0	81.9	Minority Land Construction 136 ULB Zabdur District B newly Revised Project (

7





	Continuation of DISBURSMENTS and REC'D for																							
	Pulpinut NP District - Kazony Project		Fundamental (7000001750010101)		Account																			
	01/20/2020	24/02/2020	01/20/2020	24/02/2020	01/20/2020	24/02/2020	01/20/2020	24/02/2020	01/20/2020	24/02/2020	01/20/2020	24/02/2020	01/20/2020	24/02/2020	01/20/2020	24/02/2020	01/20/2020	24/02/2020	01/20/2020	24/02/2020	01/20/2020	24/02/2020		
19	012	000000000																						

7

Open Items / Open Position / Financial Year: 2012/14, Attachment ID: 131701463212012120191191, No. 1915014, Budget Head: 2002, 2013, 12, 14, 15, 16, 17, 18, 19, 20, 21, 22, 23, 24, 25, 26, 27, 28, 29, 30, 31, 32, 33, 34, 35, 36, 37, 38, 39, 40, 41, 42, 43, 44, 45, 46, 47, 48, 49, 50, 51, 52, 53, 54, 55, 56, 57, 58, 59, 60, 61, 62, 63, 64, 65, 66, 67, 68, 69, 70, 71, 72, 73, 74, 75, 76, 77, 78, 79, 80, 81, 82, 83, 84, 85, 86, 87, 88, 89, 90, 91, 92, 93, 94, 95, 96, 97, 98, 99, 100, 101, 102, 103, 104, 105, 106, 107, 108, 109, 110, 111, 112, 113, 114, 115, 116, 117, 118, 119, 120, 121, 122, 123, 124, 125, 126, 127, 128, 129, 130, 131, 132, 133, 134, 135, 136, 137, 138, 139, 140, 141, 142, 143, 144, 145, 146, 147, 148, 149, 150, 151, 152, 153, 154, 155, 156, 157, 158, 159, 160, 161, 162, 163, 164, 165, 166, 167, 168, 169, 170, 171, 172, 173, 174, 175, 176, 177, 178, 179, 180, 181, 182, 183, 184, 185, 186, 187, 188, 189, 190, 191, 192, 193, 194, 195, 196, 197, 198, 199, 200, 201, 202, 203, 204, 205, 206, 207, 208, 209, 210, 211, 212, 213, 214, 215, 216, 217, 218, 219, 220, 221, 222, 223, 224, 225, 226, 227, 228, 229, 230, 231, 232, 233, 234, 235, 236, 237, 238, 239, 240, 241, 242, 243, 244, 245, 246, 247, 248, 249, 250, 251, 252, 253, 254, 255, 256, 257, 258, 259, 260, 261, 262, 263, 264, 265, 266, 267, 268, 269, 270, 271, 272, 273, 274, 275, 276, 277, 278, 279, 280, 281, 282, 283, 284, 285, 286, 287, 288, 289, 290, 291, 292, 293, 294, 295, 296, 297, 298, 299, 300, 301, 302, 303, 304, 305, 306, 307, 308, 309, 310, 311, 312, 313, 314, 315, 316, 317, 318, 319, 320, 321, 322, 323, 324, 325, 326, 327, 328, 329, 330, 331, 332, 333, 334, 335, 336, 337, 338, 339, 340, 341, 342, 343, 344, 345, 346, 347, 348, 349, 350, 351, 352, 353, 354, 355, 356, 357, 358, 359, 360, 361, 362, 363, 364, 365, 366, 367, 368, 369, 370, 371, 372, 373, 374, 375, 376, 377, 378, 379, 380, 381, 382, 383, 384, 385, 386, 387, 388, 389, 390, 391, 392, 393, 394, 395, 396, 397, 398, 399, 400, 401, 402, 403, 404, 405, 406, 407, 408, 409, 410, 411, 412, 413, 414, 415, 416, 417, 418, 419, 420, 421, 422, 423, 424, 425, 426, 427, 428, 429, 430, 431, 432, 433, 434, 435, 436, 437, 438, 439, 440, 441, 442, 443, 444, 445, 446, 447, 448, 449, 450, 451, 452, 453, 454, 455, 456, 457, 458, 459, 460, 461, 462, 463, 464, 465, 466, 467, 468, 469, 470, 471, 472, 473, 474, 475, 476, 477, 478, 479, 480, 481, 482, 483, 484, 485, 486, 487, 488, 489, 490, 491, 492, 493, 494, 495, 496, 497, 498, 499, 500, 501, 502, 503, 504, 505, 506, 507, 508, 509, 510, 511, 512, 513, 514, 515, 516, 517, 518, 519, 520, 521, 522, 523, 524, 525, 526, 527, 528, 529, 530, 531, 532, 533, 534, 535, 536, 537, 538, 539, 540, 541, 542, 543, 544, 545, 546, 547, 548, 549, 550, 551, 552, 553, 554, 555, 556, 557, 558, 559, 560, 561, 562, 563, 564, 565, 566, 567, 568, 569, 570, 571, 572, 573, 574, 575, 576, 577, 578, 579, 580, 581, 582, 583, 584, 585, 586, 587, 588, 589, 590, 591, 592, 593, 594, 595, 596, 597, 598, 599, 600, 601, 602, 603, 604, 605, 606, 607, 608, 609, 610, 611, 612, 613, 614, 615, 616, 617, 618, 619, 620, 621, 622, 623, 624, 625, 626, 627, 628, 629, 630, 631, 632, 633, 634, 635, 636, 637, 638, 639, 640, 641, 642, 643, 644, 645, 646, 647, 648, 649, 650, 651, 652, 653, 654, 655, 656, 657, 658, 659, 660, 661, 662, 663, 664, 665, 666, 667, 668, 669, 670, 671, 672, 673, 674, 675, 676, 677, 678, 679, 680, 681, 682, 683, 684, 685, 686, 687, 688, 689, 690, 691, 692, 693, 694, 695, 696, 697, 698, 699, 700, 701, 702, 703, 704, 705, 706, 707, 708, 709, 710, 711, 712, 713, 714, 715, 716, 717, 718, 719, 720, 721, 722, 723, 724, 725, 726, 727, 728, 729, 730, 731, 732, 733, 734, 735, 736, 737, 738, 739, 740, 741, 742, 743, 744, 745, 746, 747, 748, 749, 750, 751, 752, 753, 754, 755, 756, 757, 758, 759, 760, 761, 762, 763, 764, 765, 766, 767, 768, 769, 770, 771, 772, 773, 774, 775, 776, 777, 778, 779, 780, 781, 782, 783, 784, 785, 786, 787, 788, 789, 790, 791, 792, 793, 794, 795, 796, 797, 798, 799, 800, 801, 802, 803, 804, 805, 806, 807, 808, 809, 810, 811, 812, 813, 814, 815, 816, 817, 818, 819, 820, 821, 822, 823, 824, 825, 826, 827, 828, 829, 830, 831, 832, 833, 834, 835, 836, 837, 838, 839, 840, 841, 842, 843, 844, 845, 846, 847, 848, 849, 850, 851, 852, 853, 854, 855, 856, 857, 858, 859, 860, 861, 862, 863, 864, 865, 866, 867, 868, 869, 870, 871, 872, 873, 874, 875, 876, 877, 878, 879, 880, 881, 882, 883, 884, 885, 886, 887, 888, 889, 890, 891, 892, 893, 894, 895, 896, 897, 898, 899, 900, 901, 902, 903, 904, 905, 906, 907, 908, 909, 910, 911, 912, 913, 914, 915, 916, 917, 918, 919, 920, 921, 922, 923, 924, 925, 926, 927, 928, 929, 930, 931, 932, 933, 934, 935, 936, 937, 938, 939, 940, 941, 942, 943, 944, 945, 946, 947, 948, 949, 950, 951, 952, 953, 954, 955, 956, 957, 958, 959, 960, 961, 962, 963, 964, 965, 966, 967, 968, 969, 970, 971, 972, 973, 974, 975, 976, 977, 978, 979, 980, 981, 982, 983, 984, 985, 986, 987, 988, 989, 990, 991, 992, 993, 994, 995, 996, 997, 998, 999, 1000

Item	Project/Account	Project Name	Start Date	End Date	Initial Balance	Commitment	Actual	Final	Available	Unavailable	Other	Total
1	B/C	Inventory and Construction 008.101.01.0101 (Project: 1320001202008001) (100)	2009/2014	2015/2015	1325.4	509.1	329	0	0	0	0	329
2	B/C	Inventory and Construction 008.101.01.0101 (Project: 1320001202008001) (100)	2009/2014	2015/2015	1325.4	509.1	329	0	0	0	0	329

7







# राज्य नगरीय विकास अभिकरण, उ0प्र0

भवन सं0-23, सेक्टर-7, गोमतीनगर विस्तार (निकट डायल 112), लखनऊ-226002

दूरभाष सं0 : 0522-2838081, 2838082

Website-sudaup.org, Email : pmusuda@gmail.com

पत्रांक : 56 / 50 / 72 / एक / 2020-21

दिनांक: 18 जून, 2021

सेवा में,

संयुक्त सचिव एवं मिशन निदेशक (एच0एफ0ए0)  
आवासन एवं शहरी कार्य मंत्रालय, भारत सरकार  
निर्माण भवन, नई दिल्ली ।

विषय :- प्रधानमंत्री आवास योजना (शहरी) के अन्तर्गत बी.एल.सी. मद में प्राप्त केन्द्रीय अनुदान की धनराशि के सापेक्ष उपयोगिता प्रमाण पत्र का प्रेषण ।


महोदय,

कृपया निम्न विवरणानुसार भारत सरकार द्वारा वित्तीय वर्ष 2019-20 एवं 2020-21 में प्रधानमंत्री आवास योजना (शहरी) के अन्तर्गत सूडा उ0प्र0 को अवमुक्त की गई केन्द्रीय धनराशि के सापेक्ष उपयोगिता प्रमाण पत्र निर्धारित प्रारूप पर तैयार कर प्रेषित है :-

(धनराशि लाख में)

योजना का नाम	भारत सरकार से कुल प्राप्त धनराशि	पूर्व में प्रेषित यू.सी. धनराशि	प्रेषित यू.सी. धनराशि	अवशेष यू.सी. धनराशि
बी.एल.सी.	62221.20	0.000	62221.20	0.000
	28975.20	0.000	28975.20	0.000
	22622.40	0.000	22622.40	0.000
	24984.00	0.000	24984.00	0.000
	30226.80	0.000	30226.80	0.000
	52362.60	0.000	52362.60	0.000
योग	221392.20	0.000	221392.20	0.000

संलग्नक-यथोपरि ।

भवदीय  
  
(उमेश प्रताप सिंह)  
निदेशक

पत्रांक एवं दिनांक तदैव ।

प्रतिलिपि :- विशेष सचिव, नगरीय रोजगार एवं गरीबी उन्मूलन, कार्यक्रम विभाग, उ0प्र0 शासन को उपरोक्त प्रेषित यू0सी0 की छायाप्रति संलग्न कर सूचनार्थ एवं आवश्यक कार्यवाही हेतु प्रेषित है ।

(उमेश प्रताप सिंह)  
निदेशक



## राज्य नगरीय विकास अभिकरण, उ0प्र0

7/23, सेक्टर-7, गोमतीनगर विस्तार (निकट डायल 100), लखनऊ-226027

Website-sudaup.org

दिनांक 03 अक्टूबर 2018

पत्रांक: 38 52/50/72/एक/2018-19

सेवा में,

अवर सचिव (एच0एफ0ए0)यू0  
आवास एवं शहरी गरीबी उपशमन मंत्रालय, भारत सरकार  
निर्माण भवन, नई दिल्ली।

विषय- वित्तीय वर्ष 2017-18 में प्रधानमंत्री आवास योजना (शहरी-बीएलसी/ईबीआर) के अन्तर्गत प्राप्त केन्द्रीय अनुदान की धनराशि के सापेक्ष उपयोगिता प्रमाण पत्र का प्रेषण।

महोदय,

कृपया भारत सरकार द्वारा वित्तीय वर्ष 2017-18 में प्रधानमंत्री आवास योजना (शहरी-बीएलसी/ईबीआर) के अन्तर्गत सूडा, उ0प्र0 को अवमुक्त की गई केन्द्रीय अनुदान की धनराशि रू0 111137.18 लाख के सापेक्ष जनपदों से प्राप्त उपयोगिता प्रमाण पत्र के क्रम में धनराशि रू0 77786.55 लाख के उपयोगिता प्रमाण पत्र निर्धारित प्रारूप पर तैयार कर प्रेषित हैं।

संलग्नक-उपयोगिता प्रमाण पत्र।


भवदीय,

  
(उमेश प्रताप सिंह)  
निदेशक

पत्रांक एवं दिनांक तदैव।

- प्रतिलिपि-1- अनुसचिव, नगरीय रोजगार एवं गरीबी उन्मूलन, कार्यक्रम विभाग, उ0प्र0 शासन को उपरोक्त प्रेषित यू0सी0 की छायाप्रति संलग्न कर सूचनार्थ एवं आवश्यक कार्यवाही हेतु प्रेषित है।
- 2- कार्यालय महालेखाकार लेखा एवं हकदारी प्रथम/द्वितीय उ0प्र0, इलहाबाद को उपरोक्त प्रेषित यू0सी0 की छायाप्रति संलग्न कर सूचनार्थ एवं आवश्यक कार्यवाही हेतु प्रेषित है।

  
26-9-18

  
(उमेश प्रताप सिंह)  
निदेशक

Form GFR 19 A  
(See Rule 212(1))

Form of Utilization Certificate


Certified that out of Rs.111137.18 Lac Grants- in- aid sanctioned during that year 2017-18 in favour of State Urban Development Agency U.P. (government of up) under this ministry/Department letter No. given in the margin and **Rs.- Lac** on account of unspent balance of the previous year, a sum of **Rs.7786.55** Lac. Has been utilized for the purpose of **PMAY (U)-BLC/EBR** for which it was sanctioned and that the balance **Rs.33350.63** Lac remaining unutilized will be utilized at the earliest.


Sl No	Letter No. and date	Amount in lacs
1	GOI NO. 11021/7/2017-HFA-1 MHUPA(E.N. 9019260) DATED 23.03.18	83827.80
2	GOI NO. 11021/7/2017-HFA-1 MHUPA(E.N. 9019260) DATED 23.03.18	19924.20
3	GOI NO. 11021/7/2017-HFA-1 MHUPA(E.N. 9019260) DATED 23.03.18	1905.98
4	GOI NO. 11011/23/2017-HFA-1 SECT3144039 DATED 27.03.18	4247.40
5	GOI NO. 11011/23/2017-HFA-1 SECT3144039 DATED 27.03.18	1125.60
6	GOI NO. 11011/23/2017-HFA-1 SECT3144039 DATED 27.03.18	106.20
	<b>Total</b>	<b>111137.18</b>


2- Certified that I have satisfied myself that the conditions on which the grants-in-aid was sanctioned have been duly fulfilled/are being fulfilled and that I have exercised that following checks to see that money was actually utilized for purposed for which it was sanctioned.

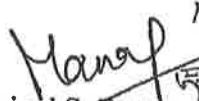
Kind of checks exercised.

U.C. Provided by district as per their Record of account books.

  
Programme officer  
SUDA UP  
अतुल सिंह चौहान  
कार्यक्रम अधिकारी  
सूडा, लखनऊ

  
Finance Controller  
SUDA UP  
राज्य नगरीय विकास अधिकरण  
लखनऊ

  
Director  
SUDA UP  
राज्य नगरीय विकास अभिकरण (सूडा)  
उ०प्र०, लखनऊ

  
Principal Secretary  
Urban Employment Alleviation Department  
Government of Uttar Pradesh



इ.स.ग.

द्वारा कार्यक्रम अधिसूचना 5  
उ.प्र. प्रेषित भा.स. नई दिल्ली



## राज्य नगरीय विकास अभिकरण, उ०प्र०

7/23, सेक्टर-7, गोमतीनगर विस्तार (निकट डायल 100), लखनऊ-226027

Website-sudaup.org

दिनांक 17 अक्टूबर 2018

पत्रांक: ५५५३/५०/७२/एक/२०१८-१९

सेवा में,

अवर संचिव (एच०एफ०ए०)यू०  
आवास एवं शहरी गरीबी उपशमन मंत्रालय, भारत सरकार  
निर्माण भवन, नई दिल्ली।


विषय- वित्तीय वर्ष 2017-18 में प्रधानमंत्री आवास योजना (शहरी-बीएलसी/ईबीआर) के अन्तर्गत प्राप्त केन्द्रीय अनुदान की धनराशि के सापेक्ष उपयोगिता प्रमाण पत्र का प्रेषण।

महोदय,

कृपया भारत सरकार द्वारा वित्तीय वर्ष 2017-18 में प्रधानमंत्री आवास योजना (शहरी-बीएलसी/ईबीआर) के अन्तर्गत सूडा, उ०प्र० को अवमुक्त की गई केन्द्रीय अनुदान की धनराशि रू० 111137.18 लाख के सापेक्ष पूर्व में धनराशि रू० 77786.55 लाख के उपयोगिता प्रमाण पत्र प्रेषित किये जा चुके हैं। पुनः वर्तमान धनराशि रू० 33350.63 लाख के उपयोगिता प्रमाण पत्र निर्धारित प्रारूप पर तैयार कर प्रेषित हैं।

संलग्नक-उपयोगिता प्रमाण पत्र।

भवदीय,

  
(उमेश प्रकाश सिंह)  
निदेशक

पत्रांक एवं दिनांक तदैव।

प्रतिलिपि-1- विशेष सचिव, नगरीय रोजगार एवं गरीबी उन्मूलन, कार्यक्रम विभाग, उ०प्र० शासन को उपरोक्त प्रेषित यू०सी० की छायाप्रति संलग्न कर सूचनार्थ एवं आवश्यक कार्यवाही हेतु प्रेषित है।

2- कार्यालय महालेखाकार लेखा एवं हकदारी द्वितीय (लेखा मिलान प्रकोष्ठ) उ०प्र०, इलहाबाद को उपरोक्त प्रेषित यू०सी० की छायाप्रति संलग्न कर सूचनार्थ एवं आवश्यक कार्यवाही हेतु प्रेषित है।

  
(उमेश प्रकाश सिंह)  
निदेशक

  
18/10/18

Form GFR 19 A  
(See Rule 212(1))

Form of Utilization Certificate

Certified that out of **Rs.111137.18** Lac Grants- in- aid sanctioned during that year 2017-18 in favour of **State Urban Development Agency U.P. (government of up)** under this ministry/Department letter No. given in the margin and **Rs.33350.63 Lac** on account of unspent balance of the previous year, a sum of **Rs.33350.63 Lac**. Has been utilized for the purpose of **PMAY (U)-BLC/EBR** for which it was sanctioned and that the balance **Rs.0.00** Lac remaining unutilized will be utilized at the earliest.

Sl No	Letter No. and date	Amount in lacs
1	GOI NO. 11021/7/2017-HFA-1 MHUPA(E.N. 9019260) DATED 23.03.18	83827.80
2	GOI NO. 11021/7/2017-HFA-1 MHUPA(E.N. 9019260) DATED 23.03.18	19924.20
3	GOI NO. 11021/7/2017-HFA-1 MHUPA(E.N. 9019260) DATED 23.03.18	1905.98
4	GOI NO. 11011/23/2017-HFA-1 SECT3144039 DATED 27.03.18	4247.40
5	GOI NO. 11011/23/2017-HFA-1 SECT3144039 DATED 27.03.18	1125.60
6	GOI NO. 11011/23/2017-HFA-1 SECT3144039 DATED 27.03.18	106.20
	<b>Total</b>	<b>111137.18</b>

2- Certified that I have satisfied myself that the conditions on which the grants-in-aid was sanctioned have been duly fulfilled/are being fulfilled and that I have exercised that following checks to see that money was actually utilized for purposed for which it was sanctioned.


Kind of checks exercised.

U.C. Provided by district as per their Record of account books.

  
Programme officer  
SUDA UP  
अतुल सिंह चौहान  
कार्यक्रम अधिकारी  
सूडा, लखनऊ

  
Finance Controller  
SUDA UP  
राज्य नगरीय विकास अधिकारी  
लखनऊ

  
Director  
SUDA UP  
निदेशक  
राज्य नगरीय विकास अभिकरण (सूडा)  
उ०प्र०, लखनऊ

  
Principal Secretary  
Urban Employment Alleviation Department  
Government of Uttar Pradesh  
16.10.18  
मिनाज कनार सिंह  
नगरीय विकास  
गरीबी उन्मूलन



(3)  
M

## राज्य नगरीय विकास अभिकरण, उ०प्र०

7/23, सेक्टर-7, गोमतीनगर विस्तार (निकट डायल 100), लखनऊ-226027

Website-sudaup.org

दिनांक 29 नवम्बर 2018

पत्रांक: 7477 / 50 / 72 / एक / 2018-19  
सेवा में,

अवर सचिव (एच०एफ०ए०)यू०  
आवास एवं शहरी गरीबी उपशमन मंत्रालय, भारत सरकार  
निर्माण भवन, नई दिल्ली।

विषय- वित्तीय वर्ष 2017-18 में प्रधानमंत्री आवास योजना (शहरी-बीएलसी) के अन्तर्गत प्राप्त केन्द्रीय अनुदान की धनराशि के सापेक्ष उपयोगिता प्रमाण पत्र का प्रेषण।

महोदय,

कृपया भारत सरकार द्वारा वित्तीय वर्ष 2017-18 में प्रधानमंत्री आवास योजना (शहरी-बीएलसी) के अन्तर्गत सूडा, उ०प्र० को अवमुक्त की गई केन्द्रीय अनुदान की धनराशि रू० 24769.80 लाख के सापेक्ष धनराशि रू० 19417.22 लाख के उपयोगिता प्रमाण पत्र पूर्व में प्रेषित किये जा चुके हैं। पुनः वर्तमान में जनपदों से प्राप्त उपयोगिता प्रमाण पत्र के क्रम में धनराशि रू० 5352.58 लाख के उपयोगिता प्रमाण पत्र निर्धारित प्रारूप पर तैयार कर प्रेषित हैं।

संलग्नक-उपयोगिता प्रमाण पत्र।


भवदीय,


  
(उमेश प्रताप सिंह)  
निदेशक

पत्रांक एवं दिनांक तदैव।

प्रतिलिपि-1- विशेष सचिव, नगरीय रोजगार एवं गरीबी उन्मूलन, कार्यक्रम विभाग, उ०प्र० शासन को उपरोक्त प्रेषित यू०सी० की छायाप्रति संलग्न कर सूचनार्थ एवं आवश्यक कार्यवाही हेतु प्रेषित है।

2- कार्यालय महालेखाकार लेखा एवं हकदारी द्वितीय (लेखा मिलान प्रकोष्ठ) उ०प्र०, इलहाबाद को उपरोक्त प्रेषित यू०सी० की छायाप्रति संलग्न कर सूचनार्थ एवं आवश्यक कार्यवाही हेतु प्रेषित है।

  
(उमेश प्रताप सिंह)  
निदेशक

  
22-11-18

Form GFR 19 A  
(See Rule 212(1))

Form of Utilization Certificate

Certified that out of **Rs.24769.80** Lac Grants- in- aid sanctioned during that year **2017-18** in favour of **State Urban Development Agency U.P. (government of up)** under this ministry/Department letter No. given in the margin and **Rs.5352.58 Lac** on account of unspent balance of the previous U.C. a sum of **Rs.5352.58 Lac**. Has been utilized for the purpose of **PMAY (U)-BLC** for which it was sanctioned and that the balance **Rs.0.00** Lac remaining unutilized will be utilized at the earliest.

Sl No	Letter No. and date	Amount in lacs
1	GOI NO. 11036/10/2015-HFA-1-FTS. 13829 DATED 29.12.2016	2917.80
2	GOI NO. 11011/23/2017-HFA-1-FTS. 3023515 DATED 30.06.2017	1595.40
3	GOI NO. 11036/10/2015-HFA-1-FTS. 13829 DATED 02.01.2017	1534.20
4	GOI NO. 11036/10/2015-HFA-1-FTS. 13829 DATED 29.12.2016	131.40
5	GOI NO. 11011/23/2017-HFA-1-FTS. 3023515 DATED 30.06.2017	9330.60
6	GOI NO. 11027/7/2017-HFA-1-FTS. 19260 DATED 29.06.2017	3938.40
7	GOI NO. 11011/23/2017-HFA-1-FTS. 3149039 DATED 29.08.2017	5322.00
	Total	24769.80


2- Certified that I have satisfied myself that the conditions on which the grants-in-aid was sanctioned have been duly fulfilled/are being fulfilled and that I have exercised that following checks to see that money was actually utilized for purposed for which it was sanctioned.

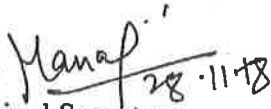
Kind of checks exercised.

U.C. Provided by district as per their Record of account books.

  
Programme officer  
SUDA UP  
अतुल सिंह चौहान  
कार्यक्रम अधिकारी  
सूडा, लखनऊ

  
Finance Controller  
SUDA UP  
राज्य नगरीय विकास अधिकरण  
सूडा

  
Director  
SUDA UP  
राज्य नगरीय विकास अधिकरण (सूडा)  
सूडा, लखनऊ

  
Principal Secretary  
Urban Employment Alleviation Department  
Government of Uttar Pradesh  
नगर विकास, नगरीय रोजगार एवं  
गरीबी उन्मूलन कार्यक्रम विभाग  
उत्तर प्रदेश शासन।



## राज्य नगरीय विकास अभिकरण, उ०प्र०

7/23, सेक्टर-7, गोमतीनगर विस्तार (निकट डायल 100), लखनऊ-226027

Website-sudaup.org

दिनांक 17 अक्टूबर 2018

पत्रांक: 4444/50/72/एक/2018-19  
सेवा में,

अवर सचिव (एच०एफ०ए०)यू०  
आवास एवं शहरी गरीबी उपशमन मंत्रालय, भारत सरकार  
निर्माण भवन, नई दिल्ली।


विषय- वित्तीय वर्ष 2017-18 में प्रधानमंत्री आवास योजना (शहरी-बीएलसी) के अन्तर्गत प्राप्त केन्द्रीय अनुदान की धनराशि के सापेक्ष उपयोगिता प्रमाण पत्र का प्रेषण।

महोदय,

कृपया भारत सरकार द्वारा वित्तीय वर्ष 2017-18 में प्रधानमंत्री आवास योजना (शहरी-बीएलसी) के अन्तर्गत सूडा, उ०प्र० को अवमुक्त की गई केन्द्रीय अनुदान की धनराशि रू० 24769.80 लाख के सापेक्ष धनराशि रू० 9301.85 लाख के उपयोगिता प्रमाण पत्र पूर्व में प्रेषित किये जा चुके हैं। पुनः वर्तमान में जनपदों से प्राप्त उपयोगिता प्रमाण पत्र के कम में धनराशि रू० 10115.37 लाख के उपयोगिता प्रमाण पत्र निर्धारित प्रारूप पर तैयार कर प्रेषित हैं।

संलग्नक-उपयोगिता प्रमाण पत्र।

भवदीय,

  
(उमेश प्रताप सिंह)  
निदेशक

पत्रांक एवं दिनांक तदैव।

प्रतिलिपि-1- विशेष सचिव, नगरीय रोजगार एवं गरीबी उन्मूलन, कार्यकम विभाग, उ०प्र० शासन को उपरोक्त प्रेषित यू०सी० की छायाप्रति संलग्न कर सूचनार्थ एवं आवश्यक कार्यवाही हेतु प्रेषित है।

2- कार्यालय महालेखाकार लेखा एवं हकदारी द्वितीय (लेखा मिलान प्रकोष्ठ) उ०प्र०, इलहाबाद को उपरोक्त प्रेषित यू०सी० की छायाप्रति संलग्न कर सूचनार्थ एवं आवश्यक कार्यवाही हेतु प्रेषित है।

(उमेश प्रताप सिंह)  
निदेशक

(+1)  
76

Form GFR 19 A  
(See Rule 212(1))

Form of Utilization Certificate

Certified that out of **Rs.24769.80** Lac Grants- in- aid sanctioned during that year 2017-18 in favour of **State Urban Development Agency U.P. (government of up)** under this ministry/Department letter No. given in the margin and **Rs.15467.95 Lac** on account of unspent balance of the previous U.C. a sum of **Rs.10115.37 Lac**. Has been utilized for the purpose of **PMAY (U)-BLC** for which it was sanctioned and that the balance **Rs.5352.58 Lac** remaining unutilized will be utilized at the earliest.


Sl No.	Letter No. and date	Amount in lacs
1	GOI NO. 11036/10/2015-HFA-1-FTS. 13829 DATED 29.12.2016	2917.80
2	GOI NO. 11011/23/2017-HFA-1-FTS. 3023515 DATED 30.06.2017	1595.40
3	GOI NO. 11036/10/2015-HFA-1-FTS. 13829 DATED 02.01.2017	1534.20
4	GOI NO. 11036/10/2015-HFA-1-FTS. 13829 DATED 29.12.2016	131.40
5	GOI NO. 11011/23/2017-HFA-1-FTS. 3023515 DATED 30.06.2017	9330.60
6	GOI NO. 11027/7/2017-HFA-1-FTS. 19260 DATED 29.06.2017	3938.40
7	GOI NO. 11011/23/2017-HFA-1-FTS. 3149039 DATED 29.08.2017	5322.00
	Total	24769.80


2- Certified that I have satisfied myself that the conditions on which the grants-in-aid was sanctioned have been duly fulfilled/are being fulfilled and that I have exercised that following checks to see that money was actually utilized for purposed for which it was sanctioned.


Kind of checks exercised.

U.C. Provided by district as per their Record of account books.

  
Programme officer  
SUDA UP  
अतुल सिंह चौहान  
कार्यक्रम अधिकारी  
सूडा, लखनऊ

  
Finance Controller  
SUDA  
राज्य नगरीय विकास अधिकरण  
लखनऊ

  
Director  
SUDA  
राज्य नगरीय विकास अधिकरण (सूडा)  
सूडा, लखनऊ

  
Principal Secretary  
16.10.18  
Urban Employment Alleviation Department  
Government of Uttar Pradesh  
नगर विकास, नगरीय विकास  
सूडा, लखनऊ

- इमल - प्राप्त -

द्वारा-कामुकम ओधकार्ग-  
U.C. प्रेषित-भा-स-ई-दिल्ली  
(60)



दूरभाष- 2266709  
2266710

राज्य नगरीय विकास अभिकरण, उ.प्र.  
नव चेतना केन्द्र, 10 अशोक मार्ग, लखनऊ-226001

पत्रांक: 3071 / 50/72/एक/2017-18

दिनांक 30 अगस्त 2018

सेवा में,

अवर सचिव (एच0एफ0ए0)यू0  
आवास एवं शहरी गरीबी उपशमन मंत्रालय, भारत सरकार  
निर्माण भवन, नई दिल्ली।

का. प्राप्ति

विषय- वित्तीय वर्ष 2017-18 में प्रधानमंत्री आवास योजना (शहरी-बीएलसी) के अन्तर्गत प्राप्त केन्द्रीय अनुदान की धनराशि के सापेक्ष उपयोगिता प्रमाण पत्र का प्रेषण।

महोदय,

कृपया भारत सरकार द्वारा वित्तीय वर्ष 2017-18 में प्रधानमंत्री आवास योजना (शहरी) के अन्तर्गत सूडा, उ0प्र0 को अवमुक्त की गई केन्द्रीय अनुदान की धनराशि रू0 24769.80 लाख के सापेक्ष जनपदों से धनराशि रू0 9301.85 लाख के प्राप्त उपयोगिता प्रमाण पत्र निर्धारित प्रारूप पर तैयार कर प्रेषित हैं।

संलग्नक-उपयोगिता प्रमाण पत्र।

भवदीय,

  
(उमेश प्रताप सिंह)  
निदेशक



पत्रांक एवं दिनांक तदैव।

- प्रतिलिपि-1- अनुसचिव, नगरीय रोजगार एवं गरीबी उन्मूलन, कार्यक्रम विभाग, उ0प्र0 शासन को उपरोक्त प्रेषित यू0सी0 की छायाप्रति संलग्न कर सूचनार्थ एवं आवश्यक कार्यवाही हेतु प्रेषित है।  
2- कार्यालय महालेखाकार लेखा एवं हकदारी प्रथम/द्वितीय उ0प्र0, इलहाबाद को उपरोक्त प्रेषित यू0सी0 की छायाप्रति संलग्न कर सूचनार्थ एवं आवश्यक कार्यवाही हेतु प्रेषित है।

  
(उमेश प्रताप सिंह)  
निदेशक

  
28-8-18

Form GFR 19 A  
(See Rule 212(1))

Form of Utilization Certificate


Certified that out of **Rs.24769.80** Lac Grants- in- aid sanctioned during that year 2017-18 in favour of **State Urban Development Agency U.P. (government of up)** under this ministry/Department letter No. given in the margin and **Rs.- Lac** on account of unspent balance of the previous year, a sum of **Rs.9301.85** Lac. Has been utilized for the purpose of **PMAY (U)-BLC** for which it was sanctioned and that the balance **Rs.15467.95** Lac remaining unutilized will be utilized at the earliest.


Sl No	Letter No. and date	Amount in lacs
1	GOI NO. 11036/10/2015-HFA-1-FTS. 13829 DATED 29.12.2016	2917.80
2	GOI NO. 11011/23/2017-HFA-1-FTS. 3023515 DATED 30.06.2017	1595.40
3	GOI NO. 11036/10/2015-HFA-1-FTS. 13829 DATED 02.01.2017	1534.20
4	GOI NO. 11036/10/2015-HFA-1-FTS. 13829 DATED 29.12.2016	131.40
5	GOI NO. 11011/23/2017-HFA-1-FTS. 3023515 DATED 30.06.2017	9330.60
6	GOI NO. 11027/7/2017-HFA-1-FTS. 19260 DATED 29.06.2017	3938.40
7	GOI NO. 11011/23/2017-HFA-1-FTS. 3149039 DATED 29.08.2017	5322.00
	Total	24769.80


2- Certified that I have satisfied myself that the conditions on which the grants-in-aid was sanctioned have been duly fulfilled/are being fulfilled and that I have exercised that following checks to see that money was actually utilized for purposed for which it was sanctioned.


Kind of checks exercised.

U.C. Provided by district as per their Record of account books.

  
Programme officer  
SUDA UP  
अतुल सिंह चौहान  
कार्यक्रम अधिकारी  
सूडा, लखनऊ

  
Finance Controller  
SUDA UP  
सूडा विकास अधिकारी  
सूडा नगरीय विकास अधिकारी  
सूडा, लखनऊ

  
Director  
SUDA UP  
सूडा नगरीय विकास अधिकारी (सूडा)  
सूडा, लखनऊ

  
Manoj Kumar Singh  
(नि.सू.अ.सू.सू.सू.)  
सूडा नगरीय विकास अधिकारी





दूरभाष- 2286709, 2286710

## राज्य नगरीय विकास अभिकरण, उ.प्र.

7/23, गोमतीनगर विस्तार, लखनऊ-226027

पत्रांक: 422/50/72/एक/2018-19

दिनांक: २० सितम्बर, 2019

सेवा में,

अवर सचिव(एच0एफ0ए0)यू0  
आवास एवं शहरी गरीबी उपशमन मंत्रालय, भारत सरकार  
निर्माण भवन, नई दिल्ली।

विशय:- वित्तीय वर्ष 2018-19 में प्रधानमंत्री आवास योजना(शहरी-बीएलसी) के अन्तर्गत प्राप्त केन्द्रीय अनुदान की धनराशि के सापेक्ष उपयोगिता प्रमाण पत्र का प्रेषण।

महोदय,

कृपया निम्न विवरणानुसार भारत सरकार द्वारा वित्तीय वर्ष 2018-19 में प्रधानमंत्री आवास योजना(शहरी-बीएलसी) के अन्तर्गत सूडा उ0प्र0 को अवमुक्त की गई केन्द्रीय धनराशि के सापेक्ष उपयोगिता प्रमाण पत्र निर्धारित प्रारूप पर तैयार कर प्रेषित है।

(धनराशि रू0 लाख में)

क्रमांक	वित्तीय वर्ष	प्राप्त केन्द्रीय अनुदान	पूर्व में प्रेषित उपयोगिता प्रमाण पत्र	वर्तमान में प्रेषित उपयोगिता प्रमाण पत्र	अवशेष उपयोगिता प्रमाण पत्र
1	2018-19	20380.800	00.000	20380.800	00.000

संलग्नक: उपयोगिता प्रमाण पत्र

भवदीय

(उमेश प्रताप सिंह)  
निदेशक

पत्रांक एवं दिनांक तदैव

प्रतिलिपि-1. विशेष सचिव, नगरीय रोजगार एवं गरीबी उन्मूलन कार्यक्रम विभाग, उ0प्र0 शासन को उपरोक्त प्रेषित यू0सी0 की छायाप्रति संलग्न कर सूचनार्थ एवं आवश्यक कार्यवाही हेतु प्रेषित है।  
2. कार्यालय महालेखाकार लेखा एवं हकदारी द्वितीय(लेखा मिलान प्रकोष्ठ) उ0प्र., इलाहाबाद को उपरोक्त प्रेषित यू0सी0 की छायाप्रति संलग्न कर सूचनार्थ एवं आवश्यक कार्यवाही हेतु प्रेषित है।

(उमेश प्रताप सिंह)  
निदेशक

Form GFR 12C  
[See Rule 239]

**Form of Utilization Certificate**

Certified that out of Rs. 20380.800 Lac grants- in- aid sanctioned during the year 2018-19 in favour of **State Urban Development Agency U.P.** under this

Sl No	Letter No. and date	Amount in lac
1	GOI NO.11011/10/2019-HFA-1SECTION-FTS-(9059862) DATE 21-12-2018(NON EBR)	20380.800
	Total	20380.800

ministry/Development letter no. given in the margin against which a sum of Rs.00.000 Lac on account of unspent balance of the previous UC, a sum of Rs.20380.800 Lac has been utilized for the purpose of PMAY-


(U) BLC for which it was sanctioned and that the balance Rs 00.000 Lac remaining unutilized, for which UC to be sent at the earliest or will be adjusted towards the grant - in-aid payable during the next year.


2- Certified that I have satisfied myself that the conditions on which the grants-in-aid was sanctioned have been duly fulfilled/are being fulfilled and that I have exercised the following checks to see that money was actually utilized for purpose for which it was sanctioned.


Kind of checks exercised.

U.C provided by Districts as per their record of account books.

  
Programme officer  
SUDA UP

  
19.09.2019  
Finance Controller  
SUDA UP

  
Director  
SUDA UP

  
Principal Secretary  
Urban Employment Alleviation department  
Government Uttar Pradesh



# राज्य नगरीय विकास अभिकरण, उ०प्र०

7/23, सेक्टर-7, गोमतीनगर विस्तार (निकट डायल 100), लखनऊ-226027

Website-sudaup.org

पत्रांक : 545/50/72/एक/2019-20

दिनांक: 11 नवम्बर, 2019

सेवा में,

अवर सचिव (एच०एफ०ए०)यू०

आवास एवं शहरी गरीबी उपशमन मंत्रालय, भारत सरकार  
निर्माण भवन, नई दिल्ली ।

विषय :- प्रधानमंत्री आवास योजना (शहरी) के अन्तर्गत बी०एल०सी० मद में प्राप्त केन्द्रीय अनुदान की धनराशि के सापेक्ष उपयोगिता प्रमाण पत्र का प्रेषण।

महोदय,

कृपया निम्न विवरणानुसार भारत सरकार द्वारा वित्तीय वर्ष 2018-19 में प्रधानमंत्री आवास योजना (शहरी) के अन्तर्गत सूडा उ०प्र० को अवमुक्त की गई केन्द्रीय धनराशि के सापेक्ष उपयोगिता प्रमाण पत्र निर्धारित प्रारूप पर तैयार कर प्रेषित है :-

क्र० सं०	पत्रांक	दिनांक	प्राप्त केन्द्रीय अनुदान	पूर्व में प्रेषित उपयोगिता प्रमाण पत्र	वर्तमान में प्रेषित उपयोगिता प्रमाण पत्र	अवशेष उपयोगिता प्रमाण पत्र
1	N-11011/10/2019-HFA-I (9059862)	26.03.2019	54522.25	0.00	54522.25	0.00

संलग्नक-यथोपरि।

भवदीय

(उमेश प्रताप सिंह)  
निदेशक

पत्रांक एवं दिनांक तदैव।

प्रतिलिपि :- विशेष सचिव, नगरीय रोजगार एवं गरीबी उन्मूलन, कार्यक्रम विभाग, उ०प्र० शासन को उपरोक्त प्रेषित यू०सी० की छायाप्रति संलग्न कर सूचनार्थ एवं आवश्यक कार्यवाही हेतु प्रेषित है।

(उमेश प्रताप सिंह)  
निदेशक

Form GFR 12C  
[See Rule 239]

**Form of Utilization Certificate**

Certified that out of Rs. 54522.250 Lac grants- in- aid sanctioned during the year 2018-19 in favour of State Urban Development Agency U.P. under this

Sl No	Letter No. and date	Amount in lac
1	GOI-N-11011/10/2019-HFA-I (9059862) DATE 26.MARCH,2019	4291.800
2	GOI-N-11011/10/2019-HFA-I (9059862) DATE 26,MARCH,2019	50230.450
	<b>Total</b>	<b>54522.250</b>

ministry/Development letter no. given in the margin against which a sum of Rs.00.000 Lac on account of unspent balance of the previous UC, a sum of Rs.54522.250 Lac has been utilized for the purpose of PMAY-(U) BLC for which it was sanctioned and that the balance Rs 00.000 Lac remaining unutilized, for which UC to be sent at the earliest or will be

adjusted towards the grant -in-aid payable during the next year.

2- Certified that I have satisfied myself that the conditions on which the grants-in-aid was sanctioned have been duly fulfilled/are being fulfilled and that I have exercised the following checks to see that money was actually utilized for purpose for which it was sanctioned.

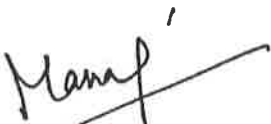
Kind of checks exercised.

U.C provided by Districts as per their record of account books.

  
Programme officer  
SUDA UP

  
07.11.19  
Finance Controller  
SUDA UP

  
Director  
SUDA UP

  
Principal Secretary  
Urban Employment Alleviation department  
Government Uttar Pradesh



दूरभाष-- 2286709, 2286710

## राज्य नगरीय विकास अभिकरण, उ.प्र.

7/23, गोमतीनगर विस्तार, लखनऊ-226027

पत्रांक: 429/50/72/एक/2018-19

दिनांक: 20 सितम्बर, 2019

सेवा में,

अवर सचिव(एच0एफ0ए0)यू0  
आवास एवं शहरी गरीबी उपशमन मंत्रालय, भारत सरकार  
निर्माण भवन, नई दिल्ली।

विशय:- वित्तीय वर्ष 2018-19 में प्रधानमंत्री आवास योजना(शहरी-बीएलसी) के अन्तर्गत प्राप्त केन्द्रीय अनुदान की धनराशि के सापेक्ष उपयोगिता प्रमाण पत्र का प्रेषण।

महोदय,

कृपया निम्न विवरणानुसार भारत सरकार द्वारा वित्तीय वर्ष 2018-19 में प्रधानमंत्री आवास योजना(शहरी-बीएलसी) के अन्तर्गत सूडा उ0प्र0 को अवमुक्त की गई केन्द्रीय धनराशि के सापेक्ष उपयोगिता प्रमाण पत्र निर्धारित प्रारूप पर तैयार कर प्रेषित है।

(धनराशि रू0 लाख में)

क्रमांक	वित्तीय वर्ष	प्राप्त केन्द्रीय अनुदान	पूर्व में प्रेषित उपयोगिता प्रमाण पत्र	वर्तमान में प्रेषित उपयोगिता प्रमाण पत्र	अवशेष उपयोगिता प्रमाण पत्र
1	2018-19	128659.800	00.000	128659.800	00.000


संलग्नक: उपयोगिता प्रमाण पत्र

भवदीय

  
(उमेश प्रताप सिंह)  
निदेशक

पत्रांक एवं दिनांक तदैव

प्रतिलिपि-1. विशेष सचिव, नगरीय रोजगार एवं गरीबी उन्मूलन कार्यक्रम विभाग, उ0प्र0 शासन को उपरोक्त प्रेषित यू0सी0 की छायाप्रति संलग्न कर सूचनार्थ एवं आवश्यक कार्यवाही हेतु प्रेषित है।  
2. कार्यालय महालेखाकार लेखा एवं हकदारी द्वितीय(लेखा मिलान प्रकोष्ठ) उ0प्र., इलाहाबाद को उपरोक्त प्रेषित यू0सी0 की छायाप्रति संलग्न कर सूचनार्थ एवं आवश्यक कार्यवाही हेतु प्रेषित है।

  
(उमेश प्रताप सिंह)  
निदेशक



Form GFR 12C  
[See Rule 239]

**Form of Utilization Certificate**

Certified that out of Rs. 128659.800 Lac grants- in- aid sanctioned during the year 2018-19 in favour of State Urban Development Agency U.P. under this

Sl No	Letter No. and date	Amount in lac
1	GOI NO.11011/10/2019-HFA-1 SECTION--(9059862) DATE 14.02.2019 (EBR)	72559.200
2	GOI NO.11011/10/2019-HFA-1 SECTION--(9059862) DATE 14.02.2019(EBR)	56100.600
	Total	128659.800

ministry/Development letter no. given in the margin against which a sum of Rs.00.000 Lac on account of unspent balance of the previous UC, a sum of Rs.128659.800 Lac has been utilized for the purpose of PMAY- (U) BLC for which it was sanctioned and that the balance Rs 00.00 Lac remaining unutilized, for

which UC to be sent at the earliest or will be adjusted towards the grant -in-aid payable during the next year.

2- Certified that I have satisfied myself that the conditions on which the grants-in-aid was sanctioned have been duly fulfilled/are being fulfilled and that I have exercised the following checks to see that money was actually utilized for purpose for which it was sanctioned.

Kind of checks exercised.

U.C provided by Districts as per their record of account books.

  
Programme officer  
SUDA UP

  
Finance Controller  
SUDA UP

  
Director  
SUDA UP

  
Principal Secretary

Urban Employment Alleviation department  
Government Uttar Pradesh



## राज्य नगरीय विकास अभिकरण, उ०प्र०

7/23, सेक्टर-7, गोमतीनगर विस्तार (निकट डायल 100), लखनऊ-226027

Website-sudaup.org

पत्रांक : 8086/50/72/एक/2019-20

दिनांक: 18 फरवरी, 2020

सेवा में,

संयुक्त सचिव एवं मिशन निदेशक (एच०एफ०ए०)  
आवासन एवं शहरी कार्य मंत्रालय, भारत सरकार  
निर्माण भवन, नई दिल्ली ।

विषय :- प्रधानमंत्री आवास योजना (शहरी) के अन्तर्गत बीएलसी एवं जीओ-टैग मद में प्राप्त केन्द्रीय अनुदान की धनराशि के सापेक्ष उपयोगिता प्रमाण पत्र का प्रेषण।

महोदय,

कृपया निम्न विवरणानुसार भारत सरकार द्वारा वित्तीय वर्ष 2017-18, 2018-19 एवं 2019-20 में प्रधानमंत्री आवास योजना (शहरी) के अन्तर्गत सूडा उ०प्र० को अवमुक्त की गई केन्द्रीय धनराशि के सापेक्ष उपयोगिता प्रमाण पत्र निर्धारित प्रारूप पर तैयार कर प्रेषित है :-

(धनराशि लाख में)

योजना का नाम	वित्तीय वर्ष	भारत सरकार से कुल प्राप्त धनराशि	पूर्व में प्रेषित यू.सी. धनराशि	प्रेषित यू.सी. धनराशि	अवशेष यू.सी. धनराशि
बीएलसी	2019-20	7881.60	00.00	7881.60	00.00
	2019-20	13932.00	00.00	13932.00	00.00
	2019-20	146769.60	00.00	146769.60	00.00
	2019-20	21699.00	00.00	21699.00	00.00
योग		190282.20	00.00	190282.20	00.00
जीओ-टैग	2017-18	10.49900	0.00	10.49900	0.00
	2018-19	36.52300	0.00	36.52300	0.00
योग		47.02200	0.00	47.02200	0.00
महायोग		190329.222	0.00	190329.222	0.00

संलग्नक-यथोपरि।

भवदीय  
  
(उमेश प्रताप सिंह)  
निदेशक

पत्रांक एवं दिनांक तदैव।

प्रतिलिपि :- विशेष सचिव, नगरीय रोजगार एवं गरीबी उन्मूलन, कार्यक्रम विभाग, उ०प्र० शासन को उपरोक्त प्रेषित यू०सी० की छायाप्रति संलग्न कर सूचनार्थ एवं आवश्यक कार्यवाही हेतु प्रेषित है।

(उमेश प्रताप सिंह)  
निदेशक

Form GFR 12C  
[See Rule 239]

Form of Utilization Certificate

Certified that out of Rs. 146769.60 Lac grants- in- aid sanctioned during the year 2019-20 in favour of State Urban Development Agency U.P. under this


Sl No	Letter No. and date	Amount in lac
1	GOI-N-11012/15/2019-HFA-I (9060849) DATE 26, September, 2019 (EBR)	21318.80
2	GOI-N-11011/5/2019-HFA-I (9059454) DATE 24, September, 2019 (EBR)	33009.60
3	GOI-N-11011/19/2019-HFA-I (9061082) DATE 20, December, 2019 (EBR)	74011.80
4	GOI-N-11012/15/2019-HFA-I (9060849) DATE 24, September, 2019 (EBR)	18429.40
	<b>Total</b>	<b>146769.60</b>


ministry/Development letter no. given in the margin against which a sum of Rs. 00.000 Lac on account of unspent balance of the previous UC, a sum of Rs. 146769.60 Lac has been utilized for the purpose of **PMAY- (U) BLC** for which it was sanctioned and that the balance Rs 00.000 Lac remaining unutilized, for which UC to be sent at the earliest or will be adjusted towards the grant -in-aid payable during the next year.


2- Certified that I have satisfied myself that the conditions on which the grants-in-aid was sanctioned have been duly fulfilled/are being fulfilled and that I have exercised the following checks to see that money was actually utilized for purpose for which it was sanctioned.


Kind of checks exercised.

U.C provided by Districts as per their record of account books.

  
Programme officer  
SUDA UP

  
17-02-2020  
Finance Controller  
SUDA UP

  
Director  
SUDA UP

  
Principal Secretary  
Urban Employment Alleviation department  
Government Uttar Pradesh



Form GFR 12C  
[See Rule 239]

**Form of Utilization Certificate**

Certified that out of Rs. **7881.60** Lac grants- in- aid sanctioned during the year 2019-20 in favour of **State Urban Development Agency U.P.** under this


Sl No	Letter No. and date	Amount in lac
1	GOI-N-11011/5/2019-HFA-I (9059454) DATE 19, August, 2019 (BR)	7092.60
2	GOI-N-11011/5/2019-HFA-I (9059454) DATE 19, August, 2019 (BR)	525.00
3	GOI-N-11011/5/2019-HFA-I (9059454) DATE 19, August, 2019 (BR)	239.40
4	GOI-N-11011/5/2019-HFA-I (9059454) DATE 19, August, 2019 (BR)	24.60
<b>Total</b>		<b>7881.60</b>


ministry/Development letter no. given in the margin against which a sum of Rs. **00.000** Lac on account of unspent balance of the previous UC, a sum of Rs. **7881.60** Lac has been utilized for the purpose of **PMAY- (U) BLC** for which it was sanctioned and that the balance Rs **00.000** Lac remaining unutilized, for which UC to be sent at the earliest or will be adjusted towards the grant -in-aid-payable during the next year.

2- Certified that I have satisfied myself that the conditions on which the grants-in-aid was sanctioned have been duly fulfilled/are being fulfilled and that I have exercised the following checks to see that money was actually utilized for purpose for which it was sanctioned.


Kind of checks exercised.

U.C provided by Districts as per their record of account books.

  
Programme officer  
SUDA UP

  
17-02-2020  
Finance Controller  
SUDA UP

  
Director  
SUDA UP

  
Principal Secretary

Urban Employment Alleviation department  
Government Uttar Pradesh

Form GFR 12C  
[See Rule 239]

**Form of Utilization Certificate**

Certified that out of Rs. 21699.00 Lac grants- in- aid sanctioned during the year 2019-20 in favour of State Urban Development Agency U.P. under this

Sl No	Letter No. and date	Amount in lac
1	GOI-N-11011/19/2019-HFA-I-UD (9061082) DATE 25, September, 2019 (BR)	2470.80
2	GOI-N-11011/19/2019-HFA-I-UD (9061082) DATE 25, September, 2019 (BR)	19228.20
	<b>Total</b>	<b>21699.00</b>


ministry/Development letter no. given in the margin against which a sum of Rs. 00.000 Lac on account of unspent balance of the previous UC, a sum of Rs. 21699.00 Lac has been utilized for the purpose of PMAY- (U) BLC for which it was sanctioned and that the balance Rs 00.000 Lac remaining unutilized,

for which UC to be sent at the earliest or will be adjusted towards the grant -in-aid payable during the next year.

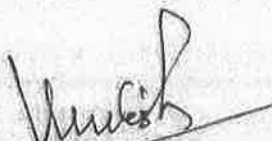
2- Certified that I have satisfied myself that the conditions on which the grants-in-aid was sanctioned have been duly fulfilled/are being fulfilled and that I have exercised the following checks to see that money was actually utilized for purpose for which it was sanctioned.


Kind of checks exercised.

U.C provided by Districts as per their record of account books.

  
Programme officer  
SUDA UP

  
17.02.2020  
Finance Controller  
SUDA UP

  
Director  
SUDA UP

  
Principal Secretary  
Urban Employment Alleviation department  
Government Uttar Pradesh

Form GFR 12C  
[See Rule 239]

**Form of Utilization Certificate**

Certified that out of Rs. **13932.00** Lac grants- in- aid sanctioned during the year 2019-20 in favour of **State Urban Development Agency U.P.** under this


Sl No	Letter No. and date	Amount in lac
1	GOI-N-11012/15/2019-HFA-I (9060849) DATE 19, August, 2019 (BR)	11662.80
2	GOI-N-11012/15/2019-HFA-I (9060849) DATE 19, August, 2019 (BR)	1446.00
3	GOI-N-11012/15/2019-HFA-I (9060849) DATE 19, August, 2019 (BR)	723.00
4	GOI-N-11012/15/2019-HFA-I (9060849) DATE 19, August, 2019 (BR)	100.20
	<b>Total</b>	<b>13932.00</b>

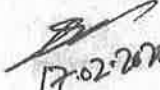
ministry/Development letter no. given in the margin against which a sum of Rs. **00.000** Lac on account of unspent balance of the previous UC, a sum of Rs. **13932.00** Lac has been utilized for the purpose of **PMAY- (U) BLC** for which it was sanctioned and that the balance Rs **00.000** Lac remaining unutilized, for which UC to be sent at the earliest or will be adjusted towards the grant -in-aid payable during the next year.


2- Certified that I have satisfied myself that the conditions on which the grants-in-aid was sanctioned have been duly fulfilled/are being fulfilled and that I have exercised the following checks to see that money was actually utilized for purpose for which it was sanctioned.


Kind of checks exercised.

U.C provided by Districts as per their record of account books.

  
Programme Officer  
SUDA UP

  
17-02-2020  
Finance Controller  
SUDA UP

  
Director  
SUDA UP

  
Principal Secretary  
Urban Employment Alleviation department  
Government Uttar Pradesh



दूरभाष- 2286709, 2286710

राज्य नगरीय विकास अभिकरण, उ.प्र.

7/23, गोमतीनगर विस्तार, लखनऊ-226027

पत्रांक: 12128 / 50/72/एक/2018-19

दिनांक: 28 मार्च, 2019

सेवा में,

अवर सचिव (एच0एफ0ए0) यू0

आवास एवं शहरी गरीबी उपशमन मंत्रालय, भारत सरकार

निर्माण भवन, नई दिल्ली।

विषय: वित्तीय वर्ष 2018-19 में प्रधानमंत्री आवास योजना (शहरी-बीएलसी) के अन्तर्गत प्राप्त केन्द्रीय अनुदान की धनराशि के सापेक्ष उपयोगिता प्रमाण पत्र का प्रेषण।

महोदय,

कृपया भारत सरकार द्वारा वित्तीय वर्ष 2018-19 में प्रधानमंत्री आवास योजना (शहरी-बीएलसी) के अन्तर्गत सूडा उ0प्र0 को अवमुक्त की गई केन्द्रीय अनुदान धनराशि रू0 10654.49 लाख के सापेक्ष धनराशि रू0 8520.382 लाख के उपयोगिता प्रमाण पत्र निर्धारित प्रारूप पर तैयार कर प्रेषित है।

संलग्नक: उपयोगिता प्रमाण पत्र

भवदीय

(उमेश प्रताप सिंह)  
निदेशक

पत्रांक एवं दिनांक तदैव

प्रतिलिपि- 1. विशेष सचिव, नगरीय रोजगार एवं गरीबी उन्मूलन कार्यक्रम विभाग, उ0प्र0 शासन को उपरोक्त प्रेषित यू0सी0 की छायाप्रति संलग्न कर सूचनार्थ एवं आवश्यक कार्यवाही हेतु प्रेषित है।  
2. कार्यालय महालेखाकार लेखा एवं हकदारी द्वितीय (लेखा मिलान प्रकोष्ठ) उ0प्र., इलाहाबाद को उपरोक्त प्रेषित यू0सी0 की छायाप्रति संलग्न कर सूचनार्थ एवं आवश्यक कार्यवाही हेतु प्रेषित है।

(उमेश प्रताप सिंह)  
निदेशक

चा0  
28/03/19



Form GFR 19 A  
[See Rule 212(1)]

**Form of Utilization Certificate**

Certified that out of Rs. 10654.49 Lac grants- in- aid sanctioned during the year 2018-19 in favour of State Urban Development Agency U.P. under this

Sl No	Letter No. and date	Amount in lac
1 T. EBR	GOI NO.11011/23/2017-HFA-1SECTION-FTS-(3144039) DATE 21-12-2018	1914.55
2 M. EBR	GOI NO.11011/23/2017-HFA-1SECTION-FTS-(3144039) DATE 21-12-2018	141.60
3 L. BR	GOI NO.11011/23/2017-HFA-1SECTION-FTS-(3144039) DATE 31-1-2019	8598.34
	Total	10654.49

ministry/Development letter no. given in the margin against which a sum of Rs. Lac on account of unspent balance of the previous UC, a sum of Rs.8520.382 Lac has been utilized for the purpose of **PMAY- (U) BLC** for which it was sanctioned and that the balance Rs 2134.108 Lac remaining unutilized, for which UC to be sent at the earliest or will be adjusted towards the grant -in-aid payable

during the next year.

2- Certified that I have satisfied myself that the conditions on which the grants-in-aid was sanctioned have been duly fulfilled/are being fulfilled and that I have exercised the following checks to see that money was actually utilized for purpose for which it was sanctioned.

Kind of checks exercised.

U.C provided by Districts as per their record of account books.

  
Programme officer  
SUDA UP

  
Finance Controller  
SUDA UP

  
Director  
SUDA UP

  
Principal Secretary

Urban Employment Alleviation department  
Government Uttar Pradesh



पत्रांक: 2861/50/72/एक/2018-19

दिनांक: 15 जुलाई, 2019

सेवा में,

अवर सचिव(एच0एफ0ए0)यू0  
आवास एवं शहरी गरीबी उपशमन मंत्रालय, भारत सरकार  
निर्माण भवन, नई दिल्ली।

विषय:- वित्तीय वर्ष 2018-19 में प्रधानमंत्री आवास योजना(शहरी-बीएलसी) के अन्तर्गत प्राप्त केन्द्रीय अनुदान की धनराशि के सापेक्ष उपयोगिता प्रमाण पत्र का प्रेषण।

महोदय,

कृपया निम्न विवरणानुसार भारत सरकार द्वारा वित्तीय वर्ष 2018-19 में प्रधानमंत्री आवास योजना(शहरी-बीएलसी) के अन्तर्गत सूडा उ0प्र0 को अवमुक्त की गई केन्द्रीय के सापेक्ष उपयोगिता प्रमाण पत्र निर्धारित प्रारूप पर तैयार कर प्रेषित है।

क्रमांक	वित्तीय वर्ष	प्राप्त केन्द्रीय अनुदान	पूर्व में प्रेषित उपयोगिता प्रमाण पत्र	वर्तमान में प्रेषित उपयोगिता प्रमाण पत्र	अवशेष उपयोगिता प्रमाण पत्र
1	2018-19	10654.490	8520.382	2134.108	00.00

जायी  
15/07/19

संलग्नक: उपयोगिता प्रमाण पत्र

भवदीय

(उमेश प्रताप सिंह)

निदेशक

पत्रांक एवं दिनांक तदैव

प्रतिलिपि-1. विशेष सचिव, नगरीय रोजगार एवं गरीबी उन्मूलन कार्यक्रम विभाग, उ0प्र0 शासन को उपरोक्त प्रेषित यू0सी0 की छायाप्रति संलग्न कर सूचनार्थ एवं आवश्यक कार्यवाही हेतु प्रेषित है।  
2. कार्यालय महालेखाकार लेखा एवं हकदारी द्वितीय(लेखा मिलान प्रकोष्ठ) उ0प्र., इलाहाबाद को उपरोक्त प्रेषित यू0सी0 की छायाप्रति संलग्न कर सूचनार्थ एवं आवश्यक कार्यवाही हेतु प्रेषित है।

(उमेश प्रताप सिंह)

निदेशक

Form GFR 19 A  
[See Rule 212(1)]

**Form of Utilization Certificate**

Certified that out of Rs. 10654.490 Lac grants- in- aid sanctioned during the year 2018-19 in favour of State Urban Development Agency U.P. under this

Sl No	Letter No. and date	Amount in lac
1	GOI NO.11011/23/2017-HFA-1SECTION-FTS-(3144039) DATE 21-12-2018	1914.55
2	GOI NO.11011/23/2017-HFA-1SECTION-FTS-(3144039) DATE 21-12-2018	141.60
3	GOI NO.11011/23/2017-HFA-1SECTION-FTS-(3144039) DATE 31-1-2019	8598.34
	Total	10654.490

ministry/Development letter no. given in the margin against which a sum of Rs.2134.108 Lac on account of unspent balance of the previous UC, a sum of Rs.2134.108 Lac has been utilized for the purpose of PMAU- (U) BLC for which it was sanctioned and that the balance Rs 00.00 Lac remaining unutilized, for which UC to be sent at the earliest or will be adjusted towards the grant -in-aid


payable during the next year.

2- Certified that I have satisfied myself that the conditions on which the grants-in-aid was sanctioned have been duly fulfilled/are being fulfilled and that I have exercised the following checks to see that money was actually utilized for purpose for which it was sanctioned.


Kind of checks exercised.

U.C provided by Districts as per their record of account books.

  
Programme officer  
SUDA UP

  
Finance Controller  
SUDA UP

  
Director  
SUDA UP

  
Principal Secretary  
Urban Employment Alleviation department  
Government Uttar Pradesh





दूरभाष- 2286709, 2286710

राज्य नगरीय विकास अधिकरण, उ.प्र.

7/23, गोमतीनगर विस्तार, लखनऊ-226027

पत्रांक: 11058 / 50 / 72 / एक / 2018-19

दिनांक: 25 फरवरी, 2019

सेवा में,

अवर सचिव(एच0एफ0ए0)यू0  
आवास एवं शहरी गरीबी उपशमन मंत्रालय, भारत सरकार  
निर्माण भवन, नई दिल्ली।

विषय:- वित्तीय वर्ष 2018-19 में प्रधानमंत्री आवास योजना(शहरी-बीएलसी)के अन्तर्गत प्राप्त केन्द्रीय अनुदान की धनराशि के सापेक्ष उपयोगिता प्रमाण पत्र का प्रेषण।

महोदय,

कृपया भारत सरकार द्वारा वित्तीय वर्ष 2018-19 में प्रधानमंत्री आवास योजना(शहरी-बीएलसी) के अन्तर्गत सूडा उ0प्र0 को अवमुक्त की गई केन्द्रीय अनुदान की धनराशि रू0 57600.575लाख के सापेक्ष धनराशि रू035597.35के उपयोगिता प्रमाण पत्र रू0 35597.35 लाख के उपयोगिता प्रमाण पत्र निर्धारित प्रारूप पर तैयार कर प्रेषित है।

संलग्नक:उपयोगिता प्रमाण पत्र

भवदीय

(उमेश प्रताप सिंह)

निदेशक

010  
प.व.

पत्रांक एवं दिनांक तदैव

प्रतिलिपि-1.विशेष सचिव,नगरीय रोजगार एवं गरीबी उन्मूलन कार्यक्रम विभाग,उ0प्र0शासन को उपरोक्त प्रेषित यू0सी0 की छायाप्रति संलग्न कर सूचनार्थ एवं आवश्यक कार्यवाही हेतु प्रेषित है।  
2.कार्यालय महालेखाकार लेखा एवं हकदारी द्वितीय(लेखा मिलान प्रकोष्ठ)उ0प्र.,इलाहाबाद को उपरोक्त प्रेषित यू0सी0 की छायाप्रति संलग्न कर सूचनार्थ एवं आवश्यक कार्यवाही हेतु प्रेषित है।

(उमेश प्रताप सिंह)

निदेशक

010  
प.व.

वारी  
25/02/2019



Form GFR 19 A  
[See Rule 212(1)]

**Form of Utilization Certificate**

Certified that out of Rs 57600.575 Lac grants- in- aid sanctioned during the year 2016-17 in favour of State Urban Development Agency U.P. under this

Sl No	Letter No. and date	Amount in lac
1	GOI NO.11021/7/2017-HFA-1 SECTION-FTS-(9019260) DATE 29.6.18	13499.235
2	GOI NO.11021/7/2017-HFA-1 SECTION-FTS-(9048570) DATE 12-11-2018	16891.95
3	GOI NO.11021/7/2017-HFA-1 SECTION-FTS-(9039184) DATE 12-11-2018	17182.79
4	GOI NO.11021/7/2017-HFA-1 SECTION-FTS-(9040356) DATE 12-11-2018	10026.60
	Total	57600.575

ministry/Development letter no. given in the margin and Rs. 57600.575 Lac on account of unspent balance of the previous UC, a sum of Rs. 35597.35 Lac has been utilized for the purpose of PMAY- (U) BLC for which it was sanctioned and that the balance Rs 22003.225 Lac remaining unutilized at the end of the year has been surrendered to Government (vide No-- dated--)/ will be adjusted towards the grant -in-aid payable during the next year.

2- Certified that I have satisfied myself that the conditions on which the grants-in-aid was sanctioned have been duly fulfilled/are being fulfilled and that I have exercised the following checks to see that money was actually utilized for purpose for which it was sanctioned.

Kind of checks exercised.

UC provided by Districts as per their record of account books.

  
Programme officer  
SUDA UP

  
Finance Controller  
SUDA UP

  
Director  
SUDA UP

  
Principal Secretary

Urban Employment Alleviation department  
Government Uttar Pradesh



दूरभाष- 2286709, 2286710

राज्य नगरीय विकास अभिकरण, उ.प्र.

7/23, गोमतीनगर विस्तार, लखनऊ-226027

पत्रांक: 11769/50/72/एक/2018-19

दिनांक: 14 मार्च, 2019

सेवा में,

अवर सचिव(एच0एफ0ए0)यू0  
आवास एवं शहरी गरीबी उपशमन मंत्रालय, भारत सरकार  
निर्माण भवन, नई दिल्ली।


विषय:- वित्तीय वर्ष 2018-19 में प्रधानमंत्री आवास योजना(शहरी-बीएलसी)के अन्तर्गत प्राप्त केन्द्रीय अनुदान की धनराशि के सापेक्ष उपयोगिता प्रमाण पत्र का प्रेषण।

महोदय,

कृपया भारत सरकार द्वारा वित्तीय वर्ष 2018-19 में प्रधानमंत्री आवास योजना(शहरी-बीएलसी) के अन्तर्गत सूडा उ0प्र0 को अवमुक्त की गई केन्द्रीय अनुदान की में से शेष धनराशि रू0 26278.785लाख के सापेक्ष धनराशि रू0 21222.584 लाख के उपयोगिता प्रमाण पत्र निर्धारित प्रारूप पर तैयार कर प्रेषित है।


संलग्नक: उपयोगिता प्रमाण पत्र

भवदीय

  
(उमेश प्रताप सिंह)  
निदेशक

पत्रांक एवं दिनांक तदैव

प्रतिलिपि-1. विशेष सचिव, नगरीय रोजगार एवं गरीबी उन्मूलन कार्यक्रम विभाग, उ0प्र0 शासन को उपरोक्त प्रेषित यू0सी0 की छायाप्रति संलग्न कर सूचनार्थ एवं आवश्यक कार्यवाही हेतु प्रेषित है।  
2. कार्यालय महालेखाकार लेखा एवं हकदारी द्वितीय(लेखा मिलान प्रकोष्ठ) उ0प्र., इलाहाबाद को उपरोक्त प्रेषित यू0सी0 की छायाप्रति संलग्न कर सूचनार्थ एवं आवश्यक कार्यवाही हेतु प्रेषित है।

  
(उमेश प्रताप सिंह)  
निदेशक

वारी  
14/03/19

Form GFR 19 A  
[See Rule 212(1)]

**Form of Utilization Certificate**

Certified that out of Rs. 61876.135 Lac grants- in- aid sanctioned during the year 2018-19 in favour of **State Urban Development Agency U.P.** under this

Sl No	Letter No. and date	Amount in lac
1	GOI NO.11021/7/2017-HFA-1 SECTION-FTS-(9019260) DATE 29.6.18	13499.235
2	GOI NO.11021/7/2017-HFA-1 SECTION-FTS-(9048570) DATE 12-11-2018	16891.95
3	GOI NO.11021/7/2017-HFA-1 SECTION-FTS-(9039184) DATE 12.11.2018	17182.79
4	GOI NO.11021/7/2017-HFA-1 SECTION-FTS-(9040356) DATE 12.11.2018	10026.60
5	GOI NO. 11012/62/2018-UD- HFA-I SECTION-FTS(9048570) DATED 25.09.2018	4275.56
	Total	61876.135


ministry/Development letter no. given in the margin against which a sum of Rs.26278.785 Lac on account of unspent balance of the previous UC, a sum of Rs. 21222.584Lac has been utilized for the purpose of PMAY- (U) BLC for which it was sanctioned and that the balance Rs 5056.201 Lac remaining unutilized, for which UC to be sent at the earliest or will be adjusted towards the grant -in-aid payable during the next year.

2- Certified that I have satisfied myself that the conditions on which the grants-in-aid was sanctioned have

been duly fulfilled/are being fulfilled and that I have exercised the following checks to see that money was actually utilized for purpose for which it was sanctioned.


Kind of checks exercised.

U.C provided by Districts as per their record of account books.

  
Programme officer  
SUDA UP

  
Finance Controller  
SUDA UP

  
Director  
SUDA UP

  
Principal Secretary

Urban Employment Alleviation department  
Government Uttar Pradesh

(मनोज कुमार सिंह)  
असुल अधिकारी  
नगर विकास, नगरीय योजनाएं एवं  
गरीबी उन्मुक्ति कार्यक्रम विभाग  
उत्तर प्रदेश शासन।





दूरभाष- 2286709, 2286710  
राज्य नगरीय विकास अभिकरण, उ.प्र.  
7/23, गोमतीनगर विस्तार, लखनऊ-226027

पत्रांक: 3637/50/72/एक/2018-19

दिनांक: 19 अगस्त, 2019

सेवा में,

अवर सचिव(एच0एफ0ए0)यू0  
आवास एवं शहरी गरीबी उपशमन मंत्रालय, भारत सरकार  
निर्माण भवन, नई दिल्ली।

विषय:- वित्तीय वर्ष 2018-19 में प्रधानमंत्री आवास योजना(शहरी-बीएलसी) के अन्तर्गत प्राप्त केन्द्रीय अनुदान की धनराशि के सापेक्ष उपयोगिता प्रमाण पत्र का प्रेषण।

महोदय,

कृपया निम्न विवरणानुसार भारत सरकार द्वारा वित्तीय वर्ष 2018-19 में प्रधानमंत्री आवास योजना(शहरी-बीएलसी) के अन्तर्गत सूझा उ0प्र0 को अवमुक्त की गई केन्द्रीय के सापेक्ष उपयोगिता प्रमाण पत्र निर्धारित प्रारूप पर तैयार कर प्रेषित है।

(धारा 24 ला. के)

क्रमांक	वित्तीय वर्ष	प्राप्त केन्द्रीय अनुदान	पूर्व में प्रेषित उपयोगिता प्रमाण पत्र	वर्तमान में प्रेषित उपयोगिता प्रमाण पत्र	अवशेष उपयोगिता प्रमाण पत्र
1	2018-19	61876.135	56819.934	5056.201	00.00

संलग्नक: उपयोगिता प्रमाण पत्र

जागी  
19/08/19

भवदीय

  
(उमेश प्रताप सिंह)  
निदेशक

04/11/19

पत्रांक एवं दिनांक तदैव

प्रतिलिपि-1. विशेष सचिव, नगरीय रोजगार एवं गरीबी उन्मूलन कार्यक्रम विभाग, उ0प्र0 शासन को उपरोक्त प्रेषित यू0सी0 की छायाप्रति संलग्न कर सूचनार्थ एवं आवश्यक कार्यवाही हेतु प्रेषित है।  
2. कार्यालय महालेखाकार लेखा एवं हकदारी द्वितीय(लेखा मिलान प्रकोष्ठ) उ0प्र., इलाहाबाद को उपरोक्त प्रेषित यू0सी0 की छायाप्रति संलग्न कर सूचनार्थ एवं आवश्यक कार्यवाही हेतु प्रेषित है।

  
(उमेश प्रताप सिंह)  
निदेशक

01/09/19

Form GFR 19 A  
[See Rule 212(1)]

Form of Utilization Certificate

Certified that out of Rs. 61876.135 Lac grants- in- aid sanctioned during the year 2018-19 in favour of State Urban Development Agency U.P. under this

Sl No	Letter No. and date	Amount in lac
1	GOI NO.11021/7/2017-HFA-1 SECTION-FTS-(9019260) DATE 29.6.18	13499.235
2	GOI NO.11021/7/2017-HFA-1 SECTION-FTS-(9048570) DATE 12-11-2018	16891.95
3	GOI NO.11021/7/2017-HFA-1 SECTION-FTS-(9039184) DATE 12.11.2018	17182.79
4	GOI NO.11021/7/2017-HFA-1 SECTION-FTS-(9040356) DATE 12.11.2018	10026.60
5	GOI NO. 11012/62/2018-UD- HFA-1 SECTION-FTS(9048570) DATED 25.09.2018	4275.56
	Total	61876.135

ministry/Development letter no. given in the margin against which a sum of Rs.5056.201 Lac on account of unspent balance of the previous UC, a sum of Rs. 5056.201Lac has been utilized for the purpose of PMAY- (U) BLC for which it was sanctioned and that the balance Rs 00.00 Lac remaining unutilized, for which UC to be sent at the earliest or will be adjusted towards the grant - in-aid payable during the next year.

2- Certified that I have satisfied myself that the conditions on which the grants-in-aid was sanctioned have

been duly fulfilled/are being fulfilled and that I have exercised the following checks to see that money was actually utilized for purpose for which it was sanctioned.


Kind of checks exercised.

U.C provided by Districts as per their record of account books.

  
Programme officer  
SUDA UP

  
Finance Controller  
SUDA UP

  
Director  
SUDA UP

  
Principal Secretary

Urban Employment Alleviation department  
Government Uttar Pradesh



दूरभाष- 2286709, 2286710

राज्य नगरीय विकास अभिकरण, उ.प्र.

7/23, गोमतीनगर विस्तार,, लखनऊ-226027

पत्रांक: 2862/50/72/एक/2018-19

दिनांक: 15 जूलाई, 2019

सेवा में,

अवर सचिव(एच0एफ0ए0)यू0  
आवास एवं शहरी गरीबी उपशमन मंत्रालय, भारत सरकार  
निर्माण भवन, नई दिल्ली।

विषय:- वित्तीय वर्ष 2018-19 में प्रधानमंत्री आवास योजना(शहरी-बीएलसी) के अन्तर्गत प्राप्त केन्द्रीय अनुदान की धनराशि के सापेक्ष उपयोगिता प्रमाण पत्र का प्रेषण।

महोदय,


कृपया निम्न विवरणानुसार भारत सरकार द्वारा वित्तीय वर्ष 2018-19 में प्रधानमंत्री आवास योजना(शहरी-बीएलसी) के अन्तर्गत सूडा उ0प्र0 को अवमुक्त की गई केन्द्रीय के सापेक्ष उपयोगिता प्रमाण पत्र निर्धारित प्रारूप पर तैयार कर प्रेषित है।

क्रमांक	वित्तीय वर्ष	प्राप्त केन्द्रीय अनुदान	पूर्व में प्रेषित उपयोगिता प्रमाण पत्र	वर्तमान में प्रेषित उपयोगिता प्रमाण पत्र	अवशेष उपयोगिता प्रमाण पत्र
1	2018-19	110776.200	00.000	103516.688	7259.512

जायी  
15/07/19


संलग्नक: उपयोगिता प्रमाण पत्र

भवदीय

  
(उमेश प्रताप सिंह)  
निदेशक  
01/12/19

पत्रांक एवं दिनांक तदैव

प्रतिलिपि-1. विशेष सचिव, नगरीय रोजगार एवं गरीबी उन्मूलन कार्यक्रम विभाग, उ0प्र0 शासन को उपरोक्त प्रेषित यू0सी0 की छायाप्रति संलग्न कर सूचनार्थ एवं आवश्यक कार्यवाही हेतु प्रेषित है।  
2. कार्यालय महालेखाकार लेखा एवं हकदारी द्वितीय(लेखा मिलान प्रकोष्ठ) उ0प्र., इलाहाबाद को उपरोक्त प्रेषित यू0सी0 की छायाप्रति संलग्न कर सूचनार्थ एवं आवश्यक कार्यवाही हेतु प्रेषित है।

  
(उमेश प्रताप सिंह)  
निदेशक  
01/12/19

Form GFR 19 A  
[See Rule 212(1)]

**Form of Utilization Certificate**

Certified that out of Rs. 110776.200Lac grants- in- aid sanctioned during the year 2018-19 in favour of State Urban Development Agency U.P. under this

Sl No	Letter No. and date	Amount in lac
1	GOI NO.11012/86/2018-HFA-1 SECTION-UD (9056369) DATE 31.01.2019	16602.600
2	GOI NO.11012/86/2018-HFA-1 SECTION-UD (9056369) DATE 15.03.2019	94173.600
	Total	110776.20 0

ministry/Development letter no. given in the margin against which a sum of Rs. Lac on account of unspent balance of the previous UC, a sum of Rs.103516.688 Lac has been utilized for the purpose of PMAY- (U) BLC for which it was sanctioned and that the balance Rs 7259.512 Lac remaining unutilized, for which UC

to be sent at the earliest or will be adjusted towards the grant -in-aid payable during the next year.

2- Certified that I have satisfied myself that the conditions on which the grants-in-aid was sanctioned have been duly fulfilled/are being fulfilled and that I have exercised the following checks to see that money was actually utilized for purpose for which it was sanctioned.

Kind of checks exercised.

U.C provided by Districts as per their record of account books.

  
Programme officer  
SUDA UP

  
Finance Controller  
SUDA UP

  
Director  
SUDA UP

  
Principal Secretary

Urban Employment Alleviation department  
Government Uttar Pradesh





दूरभाष- 2286709, 2286710

राज्य नगरीय विकास अभिकरण, उ.प्र.

7/23, गोमतीनगर विस्तार, लखनऊ-226027

पत्रांक: 3737/50/72/एक/2018-19

दिनांक: 19 अगस्त, 2019

सेवा में,

अवर सचिव(एच0एफ0ए0)यू0  
आवास एवं शहरी गरीबी उपशमन मंत्रालय, भारत सरकार  
निर्माण भवन, नई दिल्ली।

विषय:- वित्तीय वर्ष 2018-19 में प्रधानमंत्री आवास योजना(शहरी-बीएलसी) के अन्तर्गत प्राप्त केन्द्रीय अनुदान की धनराशि के सापेक्ष उपयोगिता प्रमाण पत्र का प्रेषण।

महोदय,

कृपया निम्न विवरणानुसार भारत सरकार द्वारा वित्तीय वर्ष 2018-19 में प्रधानमंत्री आवास योजना(शहरी-बीएलसी) के अन्तर्गत सूडा उ0प्र0 को अवमुक्त की गई केन्द्रीय के सापेक्ष उपयोगिता प्रमाण पत्र निर्धारित प्रारूप पर तैयार कर प्रेषित है।


( धनराशि-रु लाख में )

क्रमांक	वित्तीय वर्ष	प्राप्त केन्द्रीय अनुदान	पूर्व में प्रेषित उपयोगिता प्रमाण पत्र	वर्तमान में प्रेषित उपयोगिता प्रमाण पत्र	अवशेष उपयोगिता प्रमाण पत्र
1	2018-19	110776.200	103516.688	7259.512	00.00

संलग्नक: उपयोगिता प्रमाण पत्र


जारी  
19/08/19

भवदीय

  
(उमेश प्रताप सिंह)  
निदेशक  
01/08/19

पत्रांक एवं दिनांक तदैव

प्रतिलिपि-1. विशेष सचिव, नगरीय रोजगार एवं गरीबी उन्मूलन कार्यक्रम विभाग, उ0प्र0शासन को उपरोक्त प्रेषित यू0सी0 की छायाप्रति संलग्न कर सूचनार्थ एवं आवश्यक कार्यवाही हेतु प्रेषित है।  
2. कार्यालय महालेखाकार लेखा एवं हकदारी द्वितीय(लेखा मिलान प्रकोष्ठ) उ0प्र. इलाहाबाद को उपरोक्त प्रेषित यू0सी0 की छायाप्रति संलग्न कर सूचनार्थ एवं आवश्यक कार्यवाही हेतु प्रेषित है।

  
(उमेश प्रताप सिंह)  
निदेशक  
01/08/19



Form GFR 19 A  
[See Rule 212(1)]

**Form of Utilization Certificate**

Certified that out of Rs. 110776.200Lac grants- in- aid sanctioned during the year 2018-19 in favour of **State Urban Development Agency U.P.** under this

Sl No	Letter No. and date	Amount in lac
1	GOI NO.11012/86/2018-HFA-1 SECTION-UD (9056369) DATE 31.01.2019	16602.600
2	GOI NO.11012/86/2018-HFA-1 SECTION-UD (9056369) DATE 15.03.2019	94173.600
	<b>Total</b>	<b>110776.200</b>


ministry/Development letter no. given in the margin against which a sum of Rs. 7259.512 Lac on account of unspent balance of the previous UC, a sum of Rs.7259.512 Lac has been utilized for the purpose of PMAY- (U) BLC for which it was sanctioned and that the balance Rs 00.00 Lac remaining unutilized, for


which UC to be sent at the earliest or will be adjusted towards the grant -in-aid payable during the next year.

2- Certified that I have satisfied myself that the conditions on which the grants-in-aid was sanctioned have been duly fulfilled/are being fulfilled and that I have exercised the following checks to see that money was actually utilized for purpose for which it was sanctioned.

Kind of checks exercised.

U.C provided by Districts as per their record of account books.

  
Programme officer  
SUDA UP

  
Finance Controller  
SUDA UP

  
Director  
SUDA UP

  
Principal Secretary

Urban Employment Alleviation department  
Government Uttar Pradesh

N.S.O



# राज्य नगरीय विकास अभिकरण, उ०प्र०

भवन सं०-23, सेक्टर-7, गोमतीनगर विस्तार, (निकट डायल-112, शहीद पथ), लखनऊ 226010

दूरभाष सं० 0522-2838081, 2838082

Website-sudaup.org, Email : pmusuda@gmail.com

पत्रांक: 1529/50/72/एक/2021-22  
सेवा में,

दिनांक- 19 अगस्त 2021

संयुक्त सचिव एवं मिशन निदेशक (एच०एफ०ए०)  
आवासन एवं शहरी कार्य मंत्रालय, भारत सरकार  
निर्माण भवन, नई दिल्ली।

विषय- प्रधानमंत्री आवास योजना (शहरी) के उपघटक बी०एल०सी० मद में प्राप्त केन्द्रीय अनुदान की धनराशि के सापेक्ष उपयोगिता प्रमाण पत्र का प्रेषण।

महोदय,

कृपया निम्न विवरणानुसार भारत सरकार द्वारा वित्तीय वर्ष 2020-21 में प्रधानमंत्री आवास योजना-शहरी के घटक बीएलसी के अन्तर्गत सूडा, उ०प्र० को अवमुक्त की गई केन्द्रीय अनुदान की धनराशि के सापेक्ष उपयोगिता प्रमाण पत्र निर्धारित प्रारूप पर तैयार कर प्रेषित हैं:-

(धनराशि रू० लाख में)

क्र.सं.	भारत सरकार से प्राप्त केन्द्रीय अनुदान की धनराशि	प्रेषित किये जा रहे उपयोगिता प्रमाण पत्र की धनराशि	अवशेष उपयोगिता प्रमाण पत्र की धनराशि
1	3190.80	3190.80	0.00
2	43055.40	43055.40	0.00
3	36063.60	36063.60	0.00
4	84225.60	84225.60	0.00
योग	166535.40	166535.40	0.00

संलग्नक-यथोपरि।

भवदीय,

(आलोक सिंह)  
अपर निदेशक

पत्रांक एवं दिनांक तदैव।

प्रतिलिपि- निम्नलिखित को सूचनार्थ एवं आवश्यक कार्यवाही हेतु प्रेषित।

- 1- विशेष सचिव, नगरीय रोजगार एवं गरीबी उन्मूलन कार्यक्रम विभाग, उ०प्र० शासन को संलग्नक सहित प्रेषित।
- 2- कार्यालय महालेखाकार, लेखा एवं हकदारी, प्रथम/द्वितीय, उ०प्र० इलाहाबाद को संलग्नक सहित प्रेषित।

Form GFR 12C  
[See Rule 239]

**Form of Utilization Certificate**

Certified that out of Rs. **3190.80** Lac grants- in- aid sanctioned during the year 2020-21 in favour of **State Urban Development Agency U.P.** under this

Sl No	Letter No. and date	Amount in lac
1	GOI-N-11011/26/2020-HFA-I (9091495) DATE 10-12-2020 (EBR)	3190.80
	<b>Total</b>	<b>3190.80</b>

ministry/Development letter no. given in the margin against which a sum of Rs. **0.000** Lac on account of unspent balance of the previous UC, a sum of Rs. **3190.80** Lac has been utilized for the purpose of **PMAY- (U) BLC** for which it was sanctioned and that the balance

Rs **00.000** Lac remaining unutilized, for which UC to be sent at the earliest or will be adjusted towards the grant -in-aid payable during the next year.


2- Certified that I have satisfied myself that the conditions on which the grants-in-aid was sanctioned have been duly fulfilled/are being fulfilled and that I have exercised the following checks to see that money was actually utilized for purpose for which it was sanctioned.


Kind of checks exercised.

Certificate provided by Project Director of respective districts and Project Officer (District Urban Development Agency) of respective districts.

  
Programme officer  
SUDA UP

  
19.08.2021  
Finance Controller  
SUDA UP

  
19.8.2021  
Director  
SUDA UP

  
Additional Chief Secretary  
Urban Employment & Poverty Alleviation Department  
Government of Uttar Pradesh

Form GFR 12C  
[See Rule 239]

**Form of Utilization Certificate**

Certified that out of Rs. **43055.40** Lac grants- in- aid sanctioned during the year 2020-21 in favour of **State Urban Development Agency U.P.** under this

Sl No	Letter No. and date	Amount in lac
1	GOI-N-11012/15/2019-HFA-I-UD (9060849) DATE 25, FEB., 2021 (BR)	32475.00
2	GOI-N-11012/15/2019-HFA-I-UD (9060849) DATE 26, FEB., 2021 (BR)	9194.40
3	GOI-N-11012/15/2019-HFA-I-UD (9060849) DATE 26, FEB., 2021 (BR)	695.40
4	GOI-N-11012/15/2019-HFA-I-UD (9060849) DATE 26, FEB., 2021 (BR)	661.20
5	GOI-N-11012/15/2019-HFA-I-UD (9060849) DATE 26, FEB., 2021 (BR)	29.40
	<b>Total</b>	<b>43055.40</b>

ministry/Development letter no. given in the margin against which a sum of Rs. **0.000** Lac on account of unspent balance of the previous UC, a sum of Rs. **43055.40 Lac** has been utilized for the purpose of **PMAY- (U) BLC** for which it was sanctioned and that the balance Rs **00.000** Lac remaining unutilized, for which UC to be sent at the earliest or will be adjusted towards the grant -in-aid payable during the next year.


2-Certified that I have satisfied myself that the conditions on


which the grants-in-aid was sanctioned have been duly fulfilled/are being fulfilled and that I have exercised the following checks to see that money was actually utilized for purpose for which it was sanctioned.

Kind of checks exercised.

Certificate provided by Project Director of respective districts and Project Officer (District Urban Development Agency) of respective districts.

  
Programme officer  
SUDA UP

  
Finance Controller  
SUDA UP

  
Director  
SUDA UP

Additional Chief Secretary  
Urban Employment & Poverty Alleviation Department  
Government of Uttar Pradesh



Form GFR 12C  
[See Rule 239]

**Form of Utilization Certificate**

Certified that out of Rs. **36063.60** Lac grants- in- aid sanctioned during the year 2020-21 in favour of **State Urban Development Agency U.P.** under this

Sl No	Letter No. and date	Amount in lac
1	GOI-N-11011/05/2019-HFA-I-UD (9059454) DATE 19, FEB., 2021 (BR)	28317.00
2	GOI-N-11011/05/2019-HFA-I-UD (9059454) DATE 18, FEB., 2021 (BR)	5952.60
3	GOI-N-11011/05/2019-HFA-I-UD (9059454) DATE 18, FEB., 2021 (BR)	1477.80
4	GOI-N-11011/05/2019-HFA-I-UD (9059454) DATE 18, FEB., 2021 (BR)	265.80
5	GOI-N-11011/05/2019-HFA-I-UD (9059454) DATE 18, FEB., 2021 (BR)	47.40
6	GOI-N-11011/05/2019-HFA-I-UD (9059454) DATE 18, FEB., 2021 (BR)	3.00
	<b>Total</b>	<b>36063.60</b>

ministry/Development letter no. given in the margin against which a sum of Rs. **0.000** Lac on account of unspent balance of the previous UC, a sum of Rs. **36063.60** Lac has been utilized for the purpose of **PMAY- (U) BLC** for which it was sanctioned and that the balance Rs **00.000** Lac remaining unutilized, for which UC to be sent at the earliest or will be adjusted towards the grant -in-aid payable during the next year.

2-Certified that I have satisfied myself that the conditions on which the grants-in-aid was sanctioned have been duly fulfilled/are being fulfilled and

that I have exercised the following checks to see that money was actually utilized for purpose for which it was sanctioned.


Kind of checks exercised.

Certificate provided by Project Director of respective districts and Project Officer (District Urban Development Agency) of respective districts.

  
Programme officer  
SUDA UP

  
Finance Controller  
SUDA UP

  
Director  
SUDA UP

  
Additional Chief Secretary  
Urban Employment & Poverty Alleviation Department  
Government of Uttar Pradesh

Form GFR 12C  
[See Rule 239]

### Form of Utilization Certificate

Certified that out of Rs. **84225.60** Lac grants- in- aid sanctioned during the year **2020-21** in favour of **State Urban Development Agency U.P.** under this

Sl No	Letter No. and date	Amount in lac
1	GOI-N-11011/27/2019-HFA-I-UD (9061371) DATE 18, Feb, 2021 (BR)	16405.20
2	GOI-N-11011/27/2019-HFA-I-UD (9061371) DATE 18, Feb, 2021 (BR)	435.00
3	GOI-N-11011/27/2019-HFA-I-UD (9061371) DATE 19, Feb, 2021 (BR)	63490.20
4	GOI-N-11011/27/2019-HFA-I-UD (9061371) DATE 24, Feb, 2021 (BR)	3039.60
5	GOI-N-11011/27/2019-HFA-I-UD (9061371) DATE 26, Feb, 2021 (BR)	843.00
6	GOI-N-11011/27/2019-HFA-I-UD (9061371) DATE 25, Feb, 2021 (BR)	12.60
	<b>Total</b>	<b>84225.60</b>

ministry/Development letter no. given in the margin against which a sum of Rs. **0.000** Lac on account of unspent balance of the previous UC, a sum of Rs. **84225.60** Lac has been utilized for the purpose of **PMAY- (U) BLC** for which it was sanctioned and that the balance Rs **00.000** Lac remaining unutilized, for which UC to be sent at the earliest or will be adjusted towards the grant -in-aid payable during the next year.

2-Certified that I have satisfied myself that the conditions on which the grants-in-aid was sanctioned have been duly fulfilled/are being fulfilled and that I have exercised the following checks to see that money was

actually utilized for purpose for which it was sanctioned.


Kind of checks exercised.

Certificate provided by Project Director of respective districts and Project Officer (District Urban Development Agency) of respective districts.

  
Programme officer  
SUDA UP

  
Finance Controller  
SUDA UP

  
Director  
SUDA UP

  
Additional Chief Secretary  
Urban Employment & Poverty Alleviation Department  
Government of Uttar Pradesh



# राज्य नगरीय विकास अभिकरण, उ०प्र०

भवन सं०-23, सेक्टर-7, गोमतीनगर विस्तार (निकट डायल 112), लखनऊ-226002  
दूरभाष सं० : 0522-2838081, 2838082

Website-sudaup.org, Email : pmusuda@gmail.com

पत्रांक : 292 / 50 / 72 / एक / 2021-22

दिनांक: 18 अप्रैल, 2022

सेवा में,

संयुक्त सचिव एवं मिशन निदेशक (एच०एफ०ए०)  
आवासन एवं शहरी कार्य मंत्रालय, भारत सरकार  
निर्माण भवन, नई दिल्ली ।

विषय :- प्रधानमंत्री आवास योजना (शहरी) के अन्तर्गत बी.एल.सी. मद में प्राप्त केन्द्रीय अनुदान की धनराशि के सापेक्ष उपयोगिता प्रमाण पत्र का प्रेषण।

महोदय,

कृपया निम्न विवरणानुसार भारत सरकार द्वारा वित्तीय वर्ष 2021-22 में प्रधानमंत्री आवास योजना (शहरी) के घटक बीएलसी के अन्तर्गत सूडा उ०प्र० को अवमुक्त की गई केन्द्रीय धनराशि के सापेक्ष उपयोगिता प्रमाण पत्र निर्धारित प्रारूप पर तैयार कर प्रेषित है :-

(धनराशि लाख में)

क्र० सं०	पत्रांक	दिनांक	भारत सरकार से प्राप्त केन्द्रीय अनुदान की धनराशि	प्रेषित किये जा रहे उपयोगिता प्रमाण पत्र की धनराशि	अवशेष उपयोगिता प्रमाण की धनराशि
1	N-11011/55/2019-HFA-1-UD (FTS-9067736)	24.12.2021	94378.20	94378.20	0.00
2	N-11011/55/2019-HFA-1-UD (FTS-9067736)	24.12.2021	9532.80	9532.80	0.00
	योग		103911.00	103911.00	0.00

संलग्नक-यथोपरि।

भवदीया

18.4.22  
(यशु रूस्तगी)  
निदेशक

पत्रांक एवं दिनांक तदैव।

प्रतिलिपि :-

1. अपर मुख्य सचिव, नगरीय रोजगार एवं गरीबी उन्मूलन, कार्यक्रम विभाग, उ०प्र० शासन को सूचनार्थ प्रेषित ।
2. कार्यालय महालेखाकार लेखा एवं हकदारी, प्रथम/द्वितीय, उ०प्र० इलाहाबाद को संलग्नक सहित प्रेषित ।

(यशु रूस्तगी)  
निदेशक



Form GFR 12C  
[See Rule 239]

**Form of Utilization Certificate**

S.No.	Letter No. and date	Amount in lac
01	N-11011/55/2019-HFA-1-UD (FTS-9067736) Date 24-12-21	94378.20
02	N-11011/55/2019-HFA-1-UD (FTS-9067736) Date 24-12-21	9532.80
	<b>Total</b>	<b>103911.00</b>


Certified that out of Rs. **103911.00** Lac grants-in-aid sanctioned during the year 2021-22 in favour of **State Urban Development Agency U.P.** under this ministry/Development letter no. given in the

margin against which a sum of Rs. **0.000** Lac on account of unspent balance of the previous UC, a sum of Rs. **103911.00** Lac has been utilized for the purpose of PMAY-(U) BLC for which it was sanctioned and that the balance Rs **00.000** Lac remaining unutilized, for which UC to be sent at the earliest or will be adjusted towards the grant-in-aid payable during the next year.


2- Certified that I have satisfied myself that the conditions on which the grants-in-aid was sanctioned have been duly fulfilled/are being fulfilled and that I have exercised the following checks to see that money was actually utilized for purpose for which it was sanctioned.


Kind of checks exercised.

Certificate provided by District Magistrate/Chairman (District Urban Development Agency) of respective districts.

  
13/4/22  
Programme officer  
SUDA UP

  
13.04.22  
Finance Controller  
SUDA UP

  
13.4.22  
Director  
SUDA UP

  
13/4/22  
Additional Chief Secretary  
Urban Employment & Poverty Alleviation Department  
Government of Uttar Pradesh

Form GFR 19 A  
[See Rule 212(1)]

**Form of Utilization Certificate**

Certified that out of Rs. 141691.989 Lac grants- in- aid sanctioned during the year 2019-20 & 2020-21 in favour of State Urban Development Agency U.P. under this


Sl No	Letter No. and date	Amount in lac
1	GOI NO.11012/86/2018 HFA-1 FTS-9056369 DATE 18.02.2020 (EBR)	64432.200
2	GOI NO.11012/86/2018 HFA-1 FTS-9056369 DATE 18.02.2020 (EBR)	9205.800
3	GOI NO.11012/86/2018 HFA-1 FTS-9056369 DATE 18.02.2020 (EBR)	5231.400
4	GOI NO.11012/86/2018 HFA-1 FTS-9056369 DATE 18.02.2020 (EBR)	1674.000
5	GOI NO.11012/86/2018 HFA-1 FTS-9056369 DATE 21.02.2020 (EBR)	1914.600
6	GOI NO.11012/86/2018 HFA-1 FTS-9056369 DATE 21.02.2020 (EBR)	45231.000
7	GOI NO.11012/86/2018 HFA-1 FTS-9092427DATE 18.9.2020 (EBR)	14002.989
	<b>Total</b>	<b>141691.989</b>

ministry/Development letter no. given in the margin against which a sum of Rs.00.000 Lac on account of unspent balance of the previous UC, a sum of Rs. 141691.989 Lac has been utilized for the purpose of PMAY- (U) BLC for which it was sanctioned and that the balance Rs 00.00 Lac remaining unutilized, for which UC to be sent at the earliest or will be adjusted towards the grant -in-aid payable during the next year.

2- Certified that I have satisfied myself that the conditions on which the grants-in-aid was sanctioned have been duly fulfilled/are being fulfilled and that I have exercised the following checks to see that money was actually utilized for purpose for which it was sanctioned.


Kind of checks exercised.

U.C provided by Districts as per their record of account books.

  
Programme officer  
SUDA UP  
(अतुल सिंह चौहान),  
कार्यक्रम अधिकारी, सूडा

  
20.01.2024  
Finance Controller  
SUDA UP  
राज्य नगरीय विकास अधिकरण  
बलनड

  
Director  
SUDA UP  
निदेशक  
सूडा, लखनऊ।

  
Principal Secretary  
Urban Employment Alleviation department  
Government Uttar Pradesh

(दीपक कुमार)  
प्रमुख सचिव  
नगर विकास, नगरीय रोजगार  
एवं गरीबी उन्मूलन कार्यक्रम विभाग  
उत्तर प्रदेश शासन।

Form GFR 12C  
[See Rule 239]

**Form of Utilization Certificate**

Certified that out of Rs. **62221.20** Lac grants- in- aid sanctioned during the year 2019-20 & 2020-21 in favour of **State Urban Development Agency U.P.**

Sl No	Letter No. and date	Amount in lac
1	GOI-N-11012/15/2019-HFA-I-UD (9060849) DATE 25, Feb, 2021 (BR)	1857.00
2	GOI-N-11011/55/2019-HFA-I (9067736) DATE 11,December, 2020 (EBR)	45367.80
3	GOI-N-11011/55/2019-HFA-I (9067736) DATE 14,December, 2020 (EBR)	2120.40
4	GOI-N-11012/55/2019-HFA-I-UD (9067736) DATE 17,Decemberr, 2019 (BR)	1264.20
5	GOI-N-11012/55/2019-HFA-I-UD (9067736) DATE 17,Decemberr, 2019 (BR)	11611.80
	<b>Total</b>	<b>62221.20</b>


under this ministry/Development letter no. given in the margin against which a sum of **Rs.0.000** Lac on account of unspent balance of the previous UC, a sum of Rs. **62221.20** Lac has been utilized for the purpose of **PMAY- (U) BLC** for which it was sanctioned and that the balance Rs **00.000** Lac remaining unutilized, for which UC to be sent at the earliest or will be adjusted towards the grant -in-aid payable during the next year.


2-Certified that I have satisfied myself that the conditions on which the grants-in-aid was sanctioned have been duly

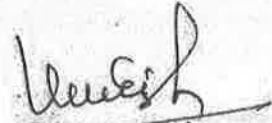
fulfilled/are being fulfilled and that I have exercised the following checks to see that money was actually utilized for purpose for which it was sanctioned.

Kind of checks exercised.

U.C provided by Districts as per their record of account books.

  
Programme officer  
SUDA UP  
(अतुल सिंह चौहान)  
कार्यक्रम अधिकारी, सूडा

  
Finance Controller  
SUDA UP

  
Director  
SUDA UP  
निदेशिका  
सूडा

Additional Chief Secretary  
Urban Employment & Poverty Alleviation Department  
Government of Uttar Pradesh

(डा० रजनीश दुबे)  
अपर मुख्य सचिव  
नगर विकास, नगरीय रोजगार  
एवं नगरीय उन्मूलन विभाग,  
स०प० शासन।

Form GFR 12C  
[See Rule 239]

**Form of Utilization Certificate**

Certified that out of Rs. **28975.20** Lac grants- in- aid sanctioned during the year 2019-20 & 2020-21 in favour of **State Urban Development Agency U.P.**


SI No	Letter No. and date	Amount in lac
1	GOI-N-11011/64/2019-HFA-I-UD (9069665) DATE 11, May, 2020 (BR)	408.60
2	GOI-N-11011/64/2019-HFA-I-UD (9069665) DATE 05, May, 2020 (BR)	4900.80
3	GOI-N-11011/64/2019-HFA-I-UD (9069665) DATE 14, December, 2020 (EBR)	864.60
4	GOI-N-11011/64/2019-HFA-I-UD (9069665) DATE 14, December, 2020 (EBR)	22801.20
	<b>Total</b>	<b>28975.20</b>

under this ministry/Development letter no. given in the margin against which a sum of Rs. **0.000** Lac on account of unspent balance of the previous UC, a sum of Rs. **28975.20** Lac has been utilized for the purpose of **PMAY- (U) BLC** for which it was sanctioned and that the balance Rs **00.000** Lac remaining unutilized, for which UC to be sent at the earliest or will be adjusted towards the grant -in-aid payable during the next year.


2-Certified that I have satisfied myself that the conditions on which the grants-in-aid was sanctioned have been duly fulfilled/are being fulfilled and that I have exercised the following checks to see that money was actually utilized for purpose for which it was sanctioned.

Kind of checks exercised.

U.C provided by Districts as per their record of account books.

  
Programme officer  
SUDA UP  
(अतुल सिंह चौहान),  
कार्यक्रम अधिकारी, सूडा

  
Finance Controller  
SUDA UP

  
Director  
SUDA UP  
निदेशक  
सूडा

Additional Chief Secretary  
Urban Employment & Poverty Alleviation Department  
Government of Uttar Pradesh

(डा० रजनीश दुबे)  
अपर मुख्य सचिव  
नगर विकास, नगरीय रोजगार  
एवं गरीबी उन्मूलन विभाग,  
उ०प्र० शासन।

Form GFR 12C  
[See Rule 239]

**Form of Utilization Certificate**

Certified that out of Rs. **22622.40** Lac grants- in- aid sanctioned during the year 2019-20 & 2020-21 in favour of **State Urban Development Agency U.P.**


SI No	Letter No. and date	Amount in lac
1	GOI-N-11011/78/2019-HFA-I-UD (9072280) DATE 06, May, 2020 (BR)	480.00
2	GOI-N-11011/78/2019-HFA-I-UD (9072280) DATE 05, May, 2020 (BR)	5298.00
3	GOI-N-11011/78/2019-HFA-I-UD (9072280) DATE 14, December, 2020 (EBR)	602.40
4	GOI-N-11011/78/2019-HFA-I (9072280) DATE 14, December, 2020 (EBR)	16242.00
	<b>Total</b>	<b>22622.40</b>

under this ministry/Development letter no. given in the margin against which a sum of Rs. **0.000** Lac on account of unspent balance of the previous UC, a sum of Rs. **22622.40** Lac has been utilized for the purpose of **PMAY- (U) BLC** for which it was sanctioned and that the balance Rs **00.000** Lac remaining unutilized, for which UC to be sent at the earliest or will be adjusted towards the grant -in-aid payable during the next year.


2-Certified that I have satisfied myself that the conditions on which the grants-in-aid was sanctioned have been duly fulfilled/are being fulfilled and that I have exercised the following checks to see that money was actually utilized for purpose for which it was sanctioned.

Kind of checks exercised.

U.C provided by Districts as per their record of account books.

  
Programme officer  
SUDA UP  
(अतुल सिंह चौहान),  
कार्यक्रम अधिकारी, सूडा

  
Finance Controller  
SUDA UP

  
Director  
SUDA UP  
निदेशक  
सूडा

Additional Chief Secretary  
Urban Employment & Poverty Alleviation Department  
Government of Uttar Pradesh

(डा० रजनीश दुबे)  
अपर मुख्य सचिव  
नगर विकास, नगरीय रोजगार  
एवं ग्रामीण उन्नयन विभाग,



Form GFR 12C  
[See Rule 239]

**Form of Utilization Certificate**

Certified that out of Rs. **24984.00** Lac grants- in- aid sanctioned during the year 2019-20 & 2020-21 in favour of **State Urban Development Agency U.P.**


SI No	Letter No. and date	Amount in lac
1	GOI-N-11012/96/2019-HFA-I (9077373) DATE 09, June, 2020 (BR)	447.00
2	GOI-N-11012/96/2019-HFA-I-UD (9077373) DATE 06, May, 2020 (BR)	5611.20
3	GOI-N-11012/96/2019-HFA-I (9077373) DATE 14, December, 2020 (EBR)	1402.80
4	GOI-N-11012/96/2019-HFA-I (9077373) DATE 14, December, 2020 (EBR)	17523.00
	<b>Total</b>	<b>24984.00</b>

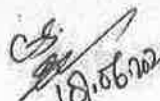
under this ministry/Development letter no. given in the margin against which a sum of Rs. **0.000** Lac on account of unspent balance of the previous UC, a sum of Rs. **24984.00** Lac has been utilized for the purpose of **PMAY- (U) BLC** for which it was sanctioned and that the balance Rs **00.000** Lac remaining unutilized, for which UC to be sent at the earliest or will be adjusted towards the grant -in-aid payable during the next year.  
2-Certified that I have satisfied myself that the conditions on which the grants-in-aid was


sanctioned have been duly fulfilled/are being fulfilled and that I have exercised the following checks to see that money was actually utilized for purpose for which it was sanctioned.

Kind of checks exercised.

U.C provided by Districts as per their record of account books.

  
**Programme officer**  
**SUDA UP**  
(अतुल सिंह चौहान),  
कार्यक्रम अधिकारी, सूडा

  
**Finance Controller**  
**SUDA UP**

  
**Director**  
**SUDA UP**  
निदेशक  
सूडा

**Additional Chief Secretary**

**Urban Employment & Poverty Alleviation Department**

**Government of Uttar Pradesh**

(डा० रजनीश दुबे)  
अपर मुख्य सचिव  
नगर विकास, नगरीय रोजगार  
एवं ग्रामीण उन्मूलन विभाग,  
लखनऊ, उत्तर प्रदेश

Form GFR 12C  
[See Rule 239]

**Form of Utilization Certificate**

Certified that out of Rs. **30226.80** Lac grants- in- aid sanctioned during the year 2019-20 & 2020-21 in favour of **State Urban Development Agency U.P.**


Sl No	Letter No. and date	Amount in lac
1	GOI-N-11011/119/2019-HFA-I-UD (9081576) DATE 15, December, 2020 (BR)	4706.40
2	GOI-N-11011/119/2019-HFA-I-UD (9081576) DATE 15, December, 2020 (BR)	303.00
3	GOI-N-11011/119/2019-HFA-I-UD (9081576) DATE 15, December, 2020 (BR)	70.20
4	GOI-N-11011/119/2019-HFA-I-UD (9081576) DATE 15, December, 2020 (BR)	8.40
5	GOI-N-11011/119/2019-HFA-I-UD (9081576) DATE 29, December, 2020 (BR)	1159.80
6	GOI-N-11011/119/2019-HFA-I-UD (9081576) DATE 29, December, 2020 (BR)	23979.00
	<b>Total</b>	<b>30226.80</b>

under this ministry/Development letter no. given in the margin against which a sum of **Rs. 0.000** Lac on account of unspent balance of the previous UC, a sum of Rs. **30226.80 Lac** has been utilized for the purpose of **PMAY- (U) BLC** for which it was sanctioned and that the balance Rs **00.000** Lac remaining unutilized, for which UC to be sent at the earliest or will be adjusted towards the grant -in-aid payable during the next year.  
2-Certified that I have satisfied myself that the conditions on which the grants-in-aid was sanctioned have been duly fulfilled/are being fulfilled and that I have exercised the following checks to see that money was

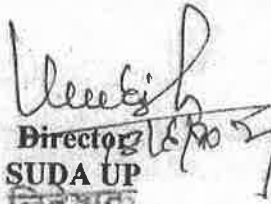
actually utilized for purpose for which it was sanctioned.

Kind of checks exercised.

U.C provided by Districts as per their record of account books.

  
Programme officer  
SUDA UP  
(अतुल सिंह चौहान),  
कार्यक्रम अधिकारी, सूडा

  
Finance Controller  
SUDA UP

  
Director  
SUDA UP  
निदेशक  
सूडा

Additional Chief Secretary  
Urban Employment & Poverty Alleviation Department  
Government of Uttar Pradesh

(डा० रजनीश दुबे)  
अपर मुख्य सचिव  
नगर विकास, नगरीय रोजगार  
एवं गरीबी उन्मूलन विभाग,  
उ०प्र० शासन।



Form GFR 12C  
[See Rule 239]

**Form of Utilization Certificate**

Certified that out of Rs. **52362.60** Lac grants- in- aid sanctioned during the year 2019-20 & 2020-21 in favour of **State Urban Development Agency U.P.**


Sl No	Letter No. and date	Amount in lac
1	GOI-N-11011/26/2020-HFA-I (9091495) DATE 10, December, 2020 (EBR)	39802.20
2	GOI-N-11011/26/2020-HFA-I-UD (9091495) DATE 15, December, 2020 (BR)	1225.80
3	GOI-N-11011/26/2020-HFA-I-UD (9091495) DATE 15, December, 2020 (BR)	382.80
4	GOI-N-11011/26/2020-HFA-I-UD (9091495) DATE 15, December, 2020 (BR)	18.00
5	GOI-N-11011/26/2020-HFA-I-UD (9091495) DATE 15, December, 2020 (BR)	10933.80
	<b>Total</b>	<b>52362.60</b>


under this ministry/Development letter no. given in the margin against which a sum of **Rs.0.000** Lac on account of unspent balance of the previous UC, a sum of Rs. **52362.60 Lac** has been utilized for the purpose of **PMAY- (U) BLC** for which it was sanctioned and that the balance Rs **00.000** Lac remaining unutilized, for which UC to be sent at the earliest or will be adjusted towards the grant -in-aid payable during the next year..  
2-Certified that I have satisfied myself that the conditions on which the grants-in-aid was sanctioned have been duly


fulfilled/are being fulfilled and that I have exercised the following checks to see that money was actually utilized for purpose for which it was sanctioned.

Kind of checks exercised.

U.C provided by Districts as per their record of account books.

  
Programme officer  
SUDA UP  
(अतुल सिंह चौहान),  
कार्यक्रम अधिकारी, सूडा

  
18.06.2024  
Finance Controller  
SUDA UP

  
16/6/2024  
Director  
SUDA UP  
निदेशक  
सूडा

Additional Chief Secretary  
Urban Employment & Poverty Alleviation Department  
Government of Uttar Pradesh

(डा० रजनीश दुबे)  
अपर मुख्य सचिव  
नगर विकास, नगरीय रोजगार  
एवं गरीबी उन्मूलन विभाग,  
उ०प्र० शासन।



## राज्य नगरीय विकास अभिकरण, उ०प्र०

भवन सं०-23, सेक्टर-7, गोमतीनगर विस्तार (निकट डायल 112), लखनऊ-226002  
दूरभाष सं० : 0522-2838081, 2838082

Website-sudaup.org, Email : pmusuda@gmail.com

पत्रांक : ५१४६/५०/७२/एक/२०२१-२२

दिनांक : २२ फरवरी, २०२२

सेवा में,

संयुक्त सचिव एवं मिशन निदेशक (एच०एफ०ए०)  
आवासन एवं शहरी कार्य मंत्रालय, भारत सरकार  
निर्माण भवन, नई दिल्ली ।

विषय :- प्रधानमंत्री आवास योजना (शहरी) के अन्तर्गत बी.एल.सी. मद में प्राप्त केन्द्रीय अनुदान की धनराशि के सापेक्ष उपयोगिता प्रमाण पत्र का प्रेषण।

महोदय,

कृपया निम्न विवरणानुसार भारत सरकार द्वारा वित्तीय वर्ष २०२१-२२ में प्रधानमंत्री आवास योजना (शहरी) के घटक बी.एल.सी. के अन्तर्गत सूडा उ०प्र० को अवमुक्त की गई केन्द्रीय धनराशि के सापेक्ष उपयोगिता प्रमाण पत्र निर्धारित प्रारूप पर तैयार कर प्रेषित है :-

(धनराशि लाख में)

क्र०सं०	भारत सरकार से प्राप्त केन्द्रीय अनुदान की धनराशि	प्रेषित किये जा रहे उपयोगिता प्रमाण पत्र की धनराशि	अवशेष उपयोगिता प्रमाण की धनराशि
1	28792.80	28792.80	0.00
2	26127.60	26127.60	0.00
3	94752.60	94752.60	0.00
योग	149673.00	149673.00	0.00

संलग्नक-यथोपरि।

भवदीया  
(यशु रुस्तगी)  
निदेशक

पत्रांक एवं दिनांक तदैव।

प्रतिलिपि :-

- अपर मुख्य सचिव, नगरीय रोजगार एवं गरीबी उन्मूलन, कार्यक्रम विभाग, उ०प्र० शासन को सूचनार्थ प्रेषित ।
- कार्यालय महालेखाकार लेखा एवं हकदारी, प्रथम/द्वितीय, उ०प्र० इलाहाबाद को संलग्नक सहित प्रेषित ।

(यशु रुस्तगी)  
निदेशक

Form GFR 12C  
[Sec Rule 239]

Form of Utilization Certificate


Sl No.	Letter No. and date	Amount in lac
01	N-11012/15/2019-HFA-1-UD(FTS-9060849) Date 18-08-21	483.00
02	N-11011/5/2019-HFA-1-UD(FTS-9059454) Date 18-08-21	936.00
03	N-11011/64/2019-HFA-1-UD(FTS-9069665) Date 17-08-21	1066.80
04	N-11011/78/2019-HFA-1-UD(FTS-9072280) Date 17-08-21	1143.60
05	N-11012/96/2019-HFA-1-UD(FTS-9077373) Date 18-08-21	2269.20
06	N-11011/27/2019-HFA-1-UD(FTS-9061371) Date 18-08-21	2634.60
07	N-11011/119/2019-HFA-1-UD(FTS-9081576) Date 18-08-21	1909.80
08	N-11011/55/2019-HFA-1-UD(FTS-9067736) Date 18-08-21	10279.20
09	N-11012/96/2019-HFA-1-UD(FTS-9077373) Date 18-08-21	760.20
10	N-11011/55/2019-HFA-1-UD(FTS-9067736) Date 18-08-21	3256.20
11	N-11011/27/2019-HFA-1-UD(FTS-9061371) Date 18-08-21	1603.80
12	N-11011/5/2019-HFA-1-UD(FTS-9059454) Date 18-08-21	561.60
13	N-11011/119/2019-HFA-1-UD(FTS-9081576) Date 18-08-21	512.40
14	N-11012/15/2019-HFA-1-UD(FTS-9060849) Date 18-08-21	430.20
15	N-11011/78/2019-HFA-1-UD(FTS-9072280) Date 17-08-21	429.60
16	N-11011/64/2019-HFA-1-UD(FTS-9069665) Date 17-08-21	267.00
17	N-11012/96/2019-HFA-1-UD(FTS-9077373) Date 18-08-21	90.60
18	N-11011/119/2019-HFA-1-UD(FTS-9081576) Date 18-08-21	116.40
19	N-11011/78/2019-HFA-1-UD(FTS-9072280) Date 17-08-21	25.20
20	N-11011/64/2019-HFA-1-UD(FTS-9069665) Date 17-08-21	17.40
	<b>Total</b>	<b>28792.80</b>

Certified that out of Rs. 28792.80 Lac grants- in- aid sanctioned during the year 2021-22 in favour of State Urban Development Agency U.P. under this ministry/Development letter no. given in the margin against which a sum of Rs.0.000Lac on account of unspent balance of the previous UC, a sum of Rs. 28792.80 Lac has been utilized for the purpose of PMAY- (U) BLC for which it was sanctioned and that the balance Rs 00.000 Lac remaining unutilized, for which UC to be sent at the earliest or will be adjusted towards the grant -in-aid payable during the next year.


2- Certified that I have satisfied myself that the conditions on which the grants-in-aid was sanctioned have been duly fulfilled/are being fulfilled and that I have exercised the following checks to see that money was actually utilized for purpose for which it was sanctioned.


Kind of checks exercised.

Certificate provided by District Magistrate/Chairman (District Urban Development Agency) of respective districts.

  
Programme officer  
SUDA UP  
(अतुल सिंह चौहान),  
कार्यक्रम अधिकारी, सूडा

  
Finance Controller  
SUDA UP,  
वित्त नियंत्रक  
राज्य नगरीय विकास अधिकारी  
लखनऊ

  
18.2.22  
Director  
SUDA UP  
निदेशक  
राज्य नगरीय विकास अधिकारी  
लखनऊ

  
Additional Chief Secretary  
Urban Employment & Poverty Alleviation Department  
(Dr. Rajmeh Dube)  
Additional Chief Secretary  
Urban Development, Urban Employment &  
Poverty Alleviation Department,  
Government of Uttar Pradesh.

Form GFR 12C  
[See Rule 239]

**Form of Utilization Certificate**

Sl No.	Letter No. and date	Amount in lac
01	N-11011/5/2019-HFA-1-UD(FTS-9059454) Date 25-08-21	1675.20
02	N-11011/64/2019-HFA-1-UD (FTS-9069665) Date 25-08-21	5167.80
03	N-11011/119/2019-HFA-1-UD(FTS-90811576) Date 25-08-21	5289.00
04	N-11011/78/2019-HFA-1-UD(FTS-9072280) Date 25-08-21	5727.60
05	N-11012/96/2019 -HFA-1-UD(FTS-9077373) Date 25-08-21	6371.40
06	N-11011/64/2019-HFA-1-UD(FTS-9069665) Date 25-08-21	426.00
07	N-11011/119/2019-HFA-1-UD(FTS-90811576) Date 25-08-21	427.80
08	N-11011/78/2019-HFA-1-UD(FTS-9072280) Date 25-08-21	505.20
09	N-11012/96/2019 -HFA-1-UD(FTS-9077373) Date 25-08-21	537.60
	<b>Total</b>	<b>26127.60</b>


Certified that out of Rs. 26127.60 Lac grants- in- aid sanctioned during the year 2021-22 in favour of State Urban Development Agency U.P. under this ministry/Development letter no. given in the margin against which a sum of Rs. 0.000Lac on account of unspent balance of the previous UC, a sum of Rs. 26127.60 Lac has been utilized for the purpose of PMAY- (U) BLC for which it was sanctioned and that


the balance Rs 00.000 Lac remaining unutilized, for which UC to be sent at the earliest or will be adjusted towards the grant -in-aid payable during the next year.

2- Certified that I have satisfied myself that the conditions on which the grants-in-aid was sanctioned have been duly fulfilled/are being fulfilled and that I have exercised the following checks to see that money was actually utilized for purpose for which it was sanctioned.


Kind of checks exercised.

Certificate provided by District Magistrate/Chairman (District Urban Development Agency) of respective districts.

  
Programme officer  
SUDA UP  
(अतुल सिंह चौहान),  
कार्यक्रम अधिकारी, सूडा

  
Finance Controller  
SUDA UP  
वित्त नियंत्रक  
राज्य नगरीय विकास  
सूडा

  
18.2.22  
Director  
SUDA UP  
निदेशक  
राज्य नगरीय विकास अधिकारी  
सूडा

  
Additional Chief Secretary  
Urban Employment & Poverty Alleviation Department  
Government of Uttar Pradesh  
(Dr. Rajneesh Dube)  
Additional Chief Secretary  
Urban Development, Urban Employment &  
Poverty Alleviation Department,  
Government of Uttar Pradesh.

Form GFR 12C  
[See Rule 239]

**Form of Utilization Certificate**


Sl No.	Letter No. and date	Amount in lac
1	N-11011/27/2019-HFA-1-UD (FTS-9061371) Date 27-08-21	1011.00
2	N-11012/15/2019-HFA-1-UD (FTS-9060849)Date 27-08-21	3930.60
3	N-11011/55/2019-HFA-1-UD (FTS-9067736)Date 26-08-21	19934.40
4	N-11011/119/2019-HFA-1-UD (FTS-9081576)Date 26-08-21	12713.40
5	N-11011/64/2019-HFA-1-UD (FTS-9069665)Date 26-08-21	11869.80
6	N-11012/96/2019-HFA-1-UD (FTS-9077373)Date 26-08-21	8516.40
7	N-11011/78/2019-HFA-1-UD (FTS-9072280)Date 26-08-21	7504.20
8	N-11011/55/2019-HFA-1-UD (FTS-9067736) Date 27-08-21	2374.20
9	N-11011/27/2019-HFA-1-UD (FTS-9061371) Date 27-08-21	1819.20
10	N-11011/5/2019-HFA-1-UD (FTS-9059454) Date 27-08-21	1050.00
11	N-11011/55/2019-HFA-1-UD (FTS-9067736)Date 27-08-21	8004.00
12	N-11011/55/2019-HFA-1-UD (FTS-9067736) Date 24-08-21	6864.00
13	N-11011/27/2019-HFA-1-UD (FTS-9061371) Date 26-08-21	3583.80
14	N-11011/15/2019-HFA-1-UD (FTS-9060849) Date 27-08-21	2926.20
15	N-11011/55/2019-HFA-1-UD (FTS-9067736) Date 25-08-21	1094.40
16	N-11011/55/2019-HFA-1-UD (FTS-9067736) Date 27-08-21	61.80
17	N-11011/5/2019-HFA-1-UD (FTS-9059454) Date 26-08-21	312.00
18	N-11011/15/2019-HFA-1-UD (FTS-9060849) Date 27-08-21	541.20
19	N-11011/27/2019-HFA-1-UD (FTS-9061371) Date 26-08-21	642.00
	<b>Total</b>	<b>94752.60</b>

Certified that out of Rs. 94752.60 Lac grants- in- aid sanctioned during the year 2021-22 in favour of **State Urban Development Agency U.P.** under this ministry/Development letter no. given in the margin against which a sum of Rs. 0.000Lac on account of unspent balance of the previous UC, a sum of Rs. 94752.60 Lac has been utilized for the purpose of PMAY- (U) BLC for which it was sanctioned and that the balance Rs 00.000 Lac remaining unutilized, for which UC to be sent at the earliest or will be adjusted towards the grant -in-aid payable during the next year.


2- Certified that I have satisfied myself that the conditions on which the grants-in-aid was sanctioned have been duly fulfilled/are being fulfilled and that I have exercised the following checks to see that money was actually utilized for purpose for which it was sanctioned.


Kind of checks exercised.

Certificate provided by District Magistrate/Chairman (District Urban Development Agency) of respective districts.

  
Programme officer  
SUDA UP  
(अतुल सिंह चौहान),  
कार्यक्रम अधिकारी, सूडा

  
Finance Controller  
SUDA UP  
बिना नियंत्रक  
राज्य नगरीय विकास अधिकारी  
सूडा

  
18.2.22  
Director  
SUDA UP  
निदेशक  
राज्य नगरीय विकास अधिकारी  
सूडा

  
Additional Chief Secretary  
Urban Employment & Poverty Alleviation Department  
Government of Uttar Pradesh  
(Dr. Rajneesh Dube)  
Additional Chief Secretary  
Urban Development, Urban Employment &  
Poverty Alleviation Department,  
Government of Uttar Pradesh.





## मिशन निदेशालय

सबके लिए आवास/एस.एल.एन.ए.-सूडा(उ.प्र.)

प्रधानमंत्री आवास योजना (शहरी)

23, सेक्टर-7, गोमती नगर विस्तार, (निकट डायल-100) लखनऊ-226010

website-www.sudaup.org

email-hfaup1@gmail.com

पत्रांक- 4223/50/76/एक/2016-17 (वॉल्यूम-3)

दिनांक:- २९ दिसम्बर, 2022

सेवा में,

संयुक्त सचिव एवं मिशन निदेशक (एचएफए)

आवासन एवं शहरी कार्य मंत्रालय,

भारत सरकार।

विषय:- प्रधानमंत्री आवास योजना (शहरी) के बी0एल0सी0 मद में प्राप्त केन्द्रीय अनुदान की धनराशि के सापेक्ष उपयोगिता प्रमाण पत्र का प्रेषण।

महोदय,

कृपया निम्न विवरणानुसार भारत सरकार द्वारा वित्तीय वर्ष 2022-23 में प्रधानमंत्री आवास योजना (शहरी) के बी0एल0सी0 घटक के अन्तर्गत सूडा उ0प्र0 को अवमुक्त की गयी केन्द्रीय धनराशि के सापेक्ष उपयोगिता प्रमाण पत्र निर्धारित प्रारूप पर तैयार कर प्रेषित हैं:-

(धनराशि लाख में)

S.No.	Letter No. and date	C.S. recd. from Gol	UC Amt. agnst. CS recd.	Bal. UC Amt.
1	N-11011/26/2020-HFA-1-UD (FTS-9091495) Date 05-09-22	43152.600	43152.600	0.00
2	N-11011/26/2020-HFA-1-UD (FTS-9091495) Date 05-09-22	9026.400	9026.400	0.00
3	N-11012/42/2022-HFA-V-UD (FTS-9133569) Date 05-09-22	26787.630	26787.630	0.00
4	N-11012/18/2022-HFA-V-UD (FTS-9125316) Date 05-09-22	17334.600	17334.600	0.00
5	N-11012/42/2022-HFA-V-UD (FTS-9133569) Date 05-09-22	1522.200	1522.200	0.00
6	N-11012/18/2022-HFA-V-UD (FTS-9125316) Date 06-09-22	450.600	450.600	0.00
7	N-11011/26/2020-HFA-1-UD (FTS-9091495) Date 06-09-22	681.000	681.000	0.00
<b>Total</b>		<b>98955.03</b>	<b>98955.03</b>	<b>0.00</b>

संलग्नक:- यथोपरि।

भवदीय

(संजीव गुप्ता)

वित्त नियन्त्रक

पत्रांक एवं दिनांक तदैव।

प्रतिलिपि:-

1. प्रमुख सचिव, नगरीय रोजगार एवं गरीबी उन्मूलन कार्यक्रम विभाग, उ0प्र0 शासन को सूचनार्थ प्रेषित।
2. कार्यालय महालेखाकार लेखा एवं हकदारी, प्रथम/द्वितीय, उ0प्र0 इलाहाबाद को संलग्न सहित प्रेषित।

(संजीव गुप्ता)

वित्त नियन्त्रक

Form GFR 12C  
[See Rule 239]

**Form of Utilization Certificate**

S.No.	Letter No. and date	Amount in lacs
1	N-11011/26/2020-HFA-1-UD (FTS-9091495) Date 05-09-22	43152.600
2	N-11011/26/2020-HFA-1-UD (FTS-9091495) Date 05-09-22	9026.400
3	N-11012/42/2022-HFA-V-UD (FTS-9133569) Date 05-09-22	26787.630
4	N-11012/18/2022-HFA-V-UD (FTS-9125316) Date 05-09-22	17334.600
5	N-11012/42/2022-HFA-V-UD (FTS-9133569) Date 05-09-22	1522.200
6	N-11012/18/2022-HFA-V-UD (FTS-9125316) Date 06-09-22	450.600
7	N-11011/26/2020-HFA-1-UD (FTS-9091495) Date 06-09-22	681.000
	<b>Total</b>	<b>98955.03</b>

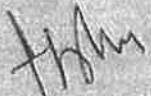
Certified that out of Rs. 98955.03 Lac grants- in- aid sanctioned during the year 2022-23 in favour of State Urban Development Agency U.P. under this ministry/Development letter no. given in the margin against which a sum of Rs. 0.000 Lac on account of unspent balance of the previous UC, a sum of Rs. 98955.03 Lac has been utilized for the purpose of PMAY- (U) BLC for which it was sanctioned and that the balance Rs 00.000 Lac remaining unutilized. for which UC to be sent at the earliest or will be adjusted towards the grant -in-aid payable during the next year.

2- Certified that I have satisfied myself that the conditions on which the


grants-in-aid was sanctioned have been duly fulfilled/are being fulfilled and that I have exercised the following checks to see that money was actually utilized for purpose for which it was sanctioned.


Kind of checks exercised.

Certificate/UC provided by District Magistrate/Chairman (District Urban Development Agency) of respective districts.

  
Programme officer  
SUDA UP

  
Finance Controller  
SUDA UP

  
14.12.22  
Director  
SUDA UP

  
Principal Secretary  
Urban Employment & Poverty Alleviation Department  
Government of Uttar Pradesh





मिशन निदेशालय  
सबके लिए आवास / एस.एल.एन.ए.-सूडा(उ.प्र.)  
प्रधानमंत्री आवास योजना (शहरी)

23, सैक्टर-7, गोमती नगर विस्तार,  
(निकट डायल-112) लखनऊ-226002  
website-www.sudaup.org  
e-mail-hfaup1@gmail.com

पत्रांक- 290 / 01 / 29 / HFA / 2023-24

दिनांक- 26 अप्रैल, 2023

सेवा में,

निदेशक (एच0एफ0ए0-5),  
आवासन और शहरी कार्य मंत्रालय,  
निर्माण भवन, नई दिल्ली-110001

विषय- प्रधानमंत्री आवास योजना (शहरी) के लाभार्थी आधारित व्यक्तिगत आवास निर्माण घटक में प्राप्त केन्द्रीय अनुदान की धनराशि के सापेक्ष उपयोगिता प्रमाण पत्र का प्रेषण।

महोदय,

कृपया निम्न विवरणानुसार भारत सरकार द्वारा वित्तीय वर्ष 2022-23 में प्रधानमंत्री आवास योजना (शहरी) के लाभार्थी आधारित व्यक्तिगत आवास निर्माण घटक के अन्तर्गत सूडा उ0प्र0 को अवमुक्त की गयी केन्द्रीय धनराशि के सापेक्ष उपयोगिता प्रमाण पत्र निर्धारित प्रारूप पर तैयार कर प्रेषित है:-

(धनराशि लाख में)

क्र.सं.	पत्रांक व दिनांक	भारत सरकार से प्राप्त केन्द्रीय अनुदान की धनराशि	प्रेषित किए जा रहे उपयोगिता प्रमाण पत्र की धनराशि	अवशेष उपयोगिता प्रमाण पत्र की धनराशि
1	N-11012/42/2022-HFA-V-UD (FTS-9133569) Date 12-09-22	42,775.0353	42,775.0353	0.00

संलग्नक-यथोपरि।

भवदीय

(डॉ० अनिल कुमार)

मिशन निदेशक

पत्रांक एवं दिनांक तदैव

प्रतिलिपि-

1. प्रमुख सचिव, नगरीय रोजगार एवं गरीबी उन्मूलन कार्यक्रम विभाग, उ0प्र0 शासन को सूचनार्थ प्रेषित।
2. कार्यालय महालेखाकार लेखा एवं हकदारी, प्रथम/द्वितीय, उ0प्र0 प्रयागराज को संलग्न सहित प्रेषित।

(डॉ० अनिल कुमार)

मिशन निदेशक

Form GFR 12C  
[See Rule 239]

**Form of Utilization Certificate**

Sl No.	Letter No. and date	Amount in lac
01	N-11012/42/2022-HFA-V-UD (FTS-9133569) Date 12-09-22	42,775.0353
	<b>Total</b>	<b>42,775.0353</b>


Certified that out of Rs. **42,775.0353 Lakh** grants- in- aid sanctioned during the year 2022-23 in favour of **State Urban**

**Development Agency U.P.** under this ministry/Development letter no. given in the margin against which a sum of Rs. **0.000 lakh** on account of unspent balance of the previous UC, a sum of Rs. **42,775.0353 Lakh** has been utilized for the purpose of PMAY- (U) BLC for which it was sanctioned and that the balance Rs **00.000 lakh** remaining unutilized, for which UC to be sent at the earliest or will be adjusted towards the grant -in-aid payable during the next year.

2- Certified that I have satisfied myself that the conditions on which the grants-in-aid was sanctioned have been duly fulfilled/are being fulfilled and that I have exercised the following checks to see that money was actually utilized for purpose for which it was sanctioned.

Kind of checks exercised.

Certificate/UC provided by District Magistrate/Chairman (District Urban Development Agency) of respective districts.

  
Programme officer

SUDA UP

(अतुल सिंह चौहान)  
कार्यक्रम अधिकारी, सूडा

  
Finance Controller

SUDA UP

वित्त नियंत्रक

  
Director  
SUDA UP

निदेशक  
सूडा

  
Principal Secretary

Urban Employment & Poverty Alleviation Department  
Government of Uttar Pradesh

प्रमुख सचिव,  
नगर विकास, नगरीय रोजगार एवं