

GOVERNMENT OF INDIA

PAO (Sectt) M/o Housing and Urban Affairs

507-C Nirman Bhawan New Delhi

Telephone No: 23062664 Fax No: 23062664

To,
The General Manager,
Reserve Bank of India,
Central Accounts Section,
Additional Office Building,
East High Court Road,
NAGPUR - 440 001

Code No:	707
Advice No:	83
Advice Date:	23/06/2023

Sir,

Please debit our account with Rs. **1,35,23,100/- (One Crore Thirty Five Lakh Twenty Three Thousand One Hundred Only.)** by contra credit to the following accounts of the Governments with the amounts mentioned against each:

Month and Year of Accounts: **June,2023**The Amount to be Settled: **June,2023**

Sl.No.	Name of the State	State Code	Scheme Code	Amount	Sanction No. and Date
1	PUNJAB	113	1989-STATE AND UT GRANTS UNDER PMAY (URBAN)	1,35,23,100	N-11011/7/2017-HFA I SECTION-MHUPA (FTS-9019274) dated 22/06/2023
GRAND TOTAL:				1,35,23,100	

Signature of the authorized official



(Varsha Sharma)


Sr. Accounts Officer

- O/o the Accountant General (A&E), Punjab, Sector-17, Chandigarh-160017.
- Sh. B. K. Mandal, US (HFA-V Div), M/o Housing and Urban Affairs, New Delhi -110011.

① AO-HFA

② Man-Coll  28/6/23

③ MLS-HFA

 27/6/23

Government of India
Ministry of Housing and Urban Affairs
(HFA-V Division)

Room No.3, Technical Cell, Gate No.7,
Nirman Bhawan, New Delhi-110011

Dated: 21.06.2023

To

The Pay & Accounts Officer (Sectt.),
Ministry of Housing & Urban Affairs,
Nirman Bhawan, New Delhi-110011

Sub: **Release of Rs. 135.231 lakh to State Govt. of Punjab as 1st instalment of Central Assistance for SLTC and 23 CLTCs for FY 2022-23 by adjusting unspent Central Assistance released for CLTCs for FY 2021-22 under PMAY-U Mission - reg.**

Sir,

I am directed to convey the sanction of the Competent Authority to release an amount of **Rs. 1,35,23,100/- (Rupees One Crore Thirty Five Lakh Twenty Three Thousand and One Hundred only)** to State Govt. of Punjab as 1st instalment of Central Assistance for SLTC with 10 Specialists and 23 CLTCs with 58 Specialists for FY 2022-23 by adjusting unspent Central Assistance released for CLTCs for FY 2021-22 under Pradhan Mantri Awas Yojana - Urban (PMAY-U) Mission. Details are enclosed at **Annexure-I to IV** and also as under:

(Rs. in lakh)

S. No.	Items	Admissible amount as per CB norms	Admissible Central Assistance (75%)	Admissible 1 st installment of Central Assistance (50%)	Unspent Central Assistance released for FY 2021-22 being adjusted against release of 1 st installment of Central Assistance for FY 2022-23	Funds being released in this sanction after adjustment of unspent Central Assistance released for FY 2021-22
i.	SLTC with 10 Specialists for FY 2022-23	102.00	76.50	38.25	0.00	38.250
ii.	23 CLTCs with 58 Specialists for FY 2022-23	349.20	261.90	130.95	(-) 33.969	96.981
Total		451.20	338.40	169.20	(-) 33.969	135.231

2. Earlier, fund of Rs. 176.3467 lakh was released to State Govt. of Punjab, out of which Rs. 1.0717 lakh as final instalment of Central Assistance for SLTC and CLTCs for FY 2020-21 and Rs. 175.275 lakh as 1st instalment of Central Assistance for SLTC with 10 Specialists and 22 CLTCs with 58 Specialists for FY 2021-22 under PMAY-U Mission vide sanction letter of even number and dated 14.02.2022. The State Govt. has submitted the Utilization Certificate (UC) of entire amount against the said release, which is **attached** herewith.

[Handwritten Signature]

3. The above grant is subject to the following conditions:
- i. PMAY-U being a Centrally Sponsored Scheme (CSS), the State Govt. should strictly follow the revised procedure of fund flow as per O.M. No. 1(13) PFMS/FCD/2020 dated 23rd March 2021 issued by Department of Expenditure, Ministry of Finance, Government of India and subsequent instructions issued in this regard. These instructions have been made effective from 1st July 2021 which inter-alia provides that
 - a. The State Govt. will transfer the Central Assistance to the designated Single Nodal Agency (SNA) within a period of 21 days of its receipt. Corresponding State share should be released as early as possible and not later than 40 days of release of the Central share. The Central share shall not be diverted to the Personal Deposit (PD) account or any other account by the State Govt. State Govt./SNA/ Implementing Agencies (IAs) shall not transfer scheme-related funds to any other bank account, except for actual payments under the scheme.
 - b. Central Assistance along with State share are to be kept by the Nodal Agency in the Single Nodal Account (SNA) opened in a Scheduled Commercial Bank for the purpose and the same is mapped in PFMS. The nodal agency will allocate drawing limits to IAs having zero balance subsidiary accounts duly mapped in PFMS and linked to SNA account for drawal of funds on real time basis from the Single Nodal Account.
 - c. The nodal agency shall ensure that the interest earned from the funds released, should be mandatorily remitted to respective consolidated funds on pro-rata basis in terms of rule 230(8) of GFR 2017.
 - d. SNAs and IAs will mandatorily use the DBT/EAT module of PFMS or integrate their systems with the PFMS to ensure that information on PFMS is updated by each IA at least once every day.
 - e. SNA will keep all the funds received in the Single Nodal Account only and shall not divert the same to Fixed Deposits/Flexi-Account/Multi-Option Deposit Account/Corporate Liquid Term Deposit (CLTD) Account etc.
 - f. Further releases under the scheme will be made only after transfer of entire Central Assistance released till date along with corresponding State share in the SNA account.
 - ii. The State will comply with the terms and conditions stipulated in the guidelines, CSMC directions and instructions issued by this Ministry.
 - iii. The State will utilize the sanctioned grant for the purpose for which it is released. The Govt. of Uttarakhand/Nodal Agency shall furnish physical and financial progress reports every quarter.
 - iv. The State will furnish the Expenditure Statement/UC as per GFR 2017 along with the details of Specialists engaged subject to financial norms approved by 1st CSMC as well as adherence to scheme guidelines.
 - v. Further installment of funds will be considered on receipt of expenditure statement/UC from the State Govt. along with details of specialists engaged subject to financial norms approved by 1st CSMC as well as adherence to scheme guidelines, furnishing clarifications/supporting documents and submission of pending UCs under RAY, if any.




- vi. The State Govt./Nodal Agency shall strictly monitor the progress of the preparatory work. All bills/voucher etc. should be safely kept at SLNA level for future audit and other references.
 - vii. The amount of Central Assistance approved will form a part of capacity building plan of the State under PMAY-U mission.
 - viii. Transfer of funds to different entities, if any may be made through PFMS, as applicable and where there is an element of cash transfer to individuals, the same may be made through DBT/EAT module of PFMS mode, as applicable.
4. The expenditure involved is debit to the following Head of Account under Demand No. 60 of Ministry of Housing and Urban Affairs for the year 2023-24.

Major Head	3601	Grants-in-aid to State Governments
Sub-Major Head	06	Centrally Sponsored Scheme
Minor Head	101	Central Assistance/Share
Sub Head	31	Pradhan Mantri Awas Yojana (Urban)
Detailed Head	01	Assistance to State Govts.
Object Head	31.01.31	Grants-in-Aid-General

5. The amount will be credited to the State Government's Account at Reserve Bank of India, CAS, Nagpur as per procedure laid down by Ministry of Finance, Department of Expenditure in this regard.
6. As per rule 236(1) of GFR, 2017, the relevant accounts of the Grantee Institution(s)/Organisation(s) shall be open to inspection by the sanctioning authority and audit, both by the Comptroller and Auditor General of India under the provision of CAG (DPC) Act 1971 and internal audit by the Principal Accounts Office of the Ministry or Department, whenever the Institution or Organisation is called upon to do so.
7. This issues with the concurrence of the Integrated Finance Division vide **Note # 149 of even number dated 01.05.2023.**
8. The sanction has been registered at **S. No. 64** of the Grants-in-Aid Register of the HFA Division for the year 2023-24.

Yours faithfully,


21/05/2023

(B.K. Mandal)

Under Secretary to the Govt. of India
Tel.: 011-23063285

Encl.: As above.

Copy to:

1. Principal Secretary, Department of Local Government, Govt. of Punjab, Punjab Civil Secretariat-2, Sector 9, Chandigarh-160009
2. Accountant General (A&E), Punjab
3. Reserve Bank of India, CAS, Nagpur
4. NITI Aayog, SP Divn./FR Divn., Sansad Marg, New Delhi-1100014.
5. Dir. (HFA-III & V), MoHUA
6. Dir. (IFD), MoHUA
7. DS (Budget), MoHUA

8. Section Officer (Admn-II), MoHUA, Nirman Bhawan, New Delhi
9. PMU (MIS), HFA Directorate
10. Dy. Chief (MIS), HFA Directorate may place this sanction at appropriate place on the website of the Ministry.
11. Sanction folder.

B.K. Mandal
21/01/2023

(B.K. Mandal)

Under Secretary to the Govt. of India

Details of SLTC for FY 2021-22 in respect of State of Punjab

S. No.	Designation of Specialists	Educational Qualification	Date of Joining	Date of Resignation	No. of completed months for which Specialists have worked	Salary per month paid by the State	Admissible Salary per month as per CB norms	Total expenditure as per CB norms	Total expenditure incurred by the State	Total admissible expenditure as per CB norms	Admissible Central Assistance (75%)
1	Mis Specialist	Post Graduate	07.03.2018	-	12	85,000	85,000	10,20,000	10,20,000	10,20,000	7,65,000
2	Social Development Specialist	Post Graduate	07.03.2018	-	12	85,000	85,000	10,20,000	10,20,000	10,20,000	7,65,000
3	PPP Specialist	Post Graduate	07.03.2018	-	12	85,000	85,000	10,20,000	10,20,000	10,20,000	7,65,000
4	Civil Engineer	Post Graduate	07.03.2018	-	12	85,000	85,000	10,20,000	10,20,000	10,20,000	7,65,000
5	Knowledge Management	Post Graduate	07.03.2018	-	12	85,000	85,000	10,20,000	10,20,000	10,20,000	7,65,000
Total								51,00,000	51,00,000	51,00,000	38,25,000

Admissible Central Assistance for SLTC for FY 2021-22=

Rs. 38.25 lakh

Fund already released as 1st instalment of Central Assistance for SLTC for FY 2021-22=

Rs. 38.25 lakh

Fund to be released as 2nd and final instalment of Central Assistance for SLTC for FY 2021-22=

Nil

Details of CLTCs for FY 2021-22 in respect of State of Punjab

S. No.	Name of CLTC (Cluster Basis)	Name of the City	Urban Population	Designation of Specialists	Educational Qualification	Date of Joining	Date of Resignation	No. of completed months for which Specialists have worked	Salary per month paid by the State	Admissible Salary per month as per CB norms	Salary for broken months	Salary for completed months as per CB norms	Total expenditure as per norms	Total expenditure incurred by the State	Total admissible expenditure	Admissible Central Assistance(75%)
1	Pathankot	Pathankot	1,56,306	Civil Engineer	Post Graduate	22.10.2021	-	5	45,000	45,000	-	225,000	2,39,516	2,39,516	2,39,516	1,79,636
2	Jalandhar	Jalandhar	8,68,929	Urban Planner	Post Graduate	07.03.2018	-	12	52,500	60,000	-	7,20,000	7,20,000	6,30,000	6,30,000	4,72,500
3	Phagwara	Phagwara	97,664	MIS Specialist	Post Graduate	07.03.2018	-	12	52,500	60,000	-	7,20,000	7,20,000	6,30,000	6,30,000	4,72,500
4	Hoshiarpur	Hoshiarpur	1,68,153	MIS Specialist	Post Graduate	23.11.2021	-	4	45,000	45,000	12,000	1,80,000	1,92,000	1,92,000	1,44,000	1,53,000
5	Patiala	Patiala	4,46,246	MIS Specialist	Post Graduate	15.11.2021	-	4	45,000	45,000	24,000	1,80,000	2,04,000	2,04,000	2,04,000	1,53,000
6	SAS Nagar Mohali	SAS Nagar	1,66,964	MIS Specialist	Post Graduate	18.10.2021	-	5	45,000	45,000	20,323	2,25,000	2,45,323	2,40,966	2,40,966	1,80,725
7	Amritsar City	Amritsar City	11,59,227	Urban Planner	Graduate	07.03.2018	02.09.2021	5	35,000	35,000	3,000	2,25,000	2,28,000	1,77,764	1,77,764	1,33,323
8	Ludhiana City	Ludhiana City	16,18,879	MIS Specialist	Graduate	07.03.2018	30.09.2021	6	35,000	35,000	-	2,10,000	2,10,000	2,10,000	2,10,000	1,57,500
9	Bathinda	Bathinda	2,85,788	Civil Engineer	Graduate	07.03.2018	-	12	52,500	50,000	-	6,00,000	6,00,000	6,00,000	4,50,000	
10	Moga	Moga	1,63,397	MIS Specialist	Graduate	07.03.2018	-	12	52,500	50,000	-	6,00,000	6,00,000	6,00,000	4,50,000	
11	Ambar	Moga	1,45,302	MIS Specialist	Graduate	07.03.2018	-	12	52,500	50,000	-	6,00,000	6,00,000	6,00,000	4,50,000	
12	Kapurthala	Kapurthala	98,916	Civil Engineer	Post Graduate	17.12.2021	-	3	45,000	35,000	37,742	1,35,000	1,72,742	1,72,741	1,29,556	
13	Amritsar	Amritsar	23,976	MIS Specialist	Post Graduate	10.11.2021	-	4	45,000	45,000	16,935	1,05,000	1,21,935	1,21,935	91,452	
14	Amritsar-2	Dera Baba Nanak	6,394	MIS Specialist	Post Graduate	07.01.2022	-	2	45,000	45,000	31,500	1,80,000	2,11,500	2,11,500	1,58,625	
15	Ferozepur	Ferozepur	77,928	MIS Specialist	Post Graduate	07.01.2022	-	2	45,000	45,000	36,290	90,000	1,26,290	1,24,837	1,24,837	93,628
		Dharamkot	16,772	Civil Engineer	Graduate	01.12.2021	-	4	45,000	35,000	-	1,40,000	1,40,000	1,80,000	1,40,000	1,05,000
		Quadian	23,632	MIS Specialist	Post Graduate	07.01.2022	-	2	45,000	45,000	36,290	90,000	1,26,290	1,24,837	1,24,837	93,628
		Sujanpur	28,270	Civil Engineer	Graduate	07.01.2022	-	2	45,000	45,000	36,290	90,000	1,26,290	1,24,837	1,24,837	93,628
		Sri Hargobindpur	8,241	MIS Specialist	Post Graduate	07.01.2022	-	2	45,000	45,000	36,290	90,000	1,26,290	1,24,837	1,24,837	93,628
		Tarn Taran	66,847	Civil Engineer	Graduate	07.01.2021	-	5	45,000	35,000	7,903	1,75,000	1,82,903	2,35,160	1,82,903	1,37,177
		Raja Sansi	14,298	MIS Specialist	Post Graduate	25.10.2021	-	5	45,000	35,000	7,903	1,75,000	1,82,903	2,35,160	1,82,903	1,37,177
		Pailu	40,976	Civil Engineer	Graduate	07.03.2018	-	12	52,500	60,000	-	7,20,000	7,20,000	6,30,000	6,30,000	4,72,500
		Khemkaran	13,446	MIS Specialist	Post Graduate	07.03.2018	-	12	52,500	60,000	-	7,20,000	7,20,000	6,30,000	6,30,000	4,72,500
		Bhikh Waird	20,526	Civil Engineer	Graduate	24.11.2021	-	4	45,000	40,000	9,333	1,60,000	1,69,333	1,90,500	1,69,333	1,27,000
		Majitha	14,503	MIS Specialist	Post Graduate	07.03.2018	-	12	52,500	60,000	-	7,20,000	7,20,000	6,30,000	6,30,000	4,72,500
		Jandiala Guru	29,232	Civil Engineer	Graduate	24.11.2021	-	4	45,000	40,000	9,333	1,60,000	1,69,333	1,90,500	1,69,333	1,27,000
		Raiva	14,506	MIS Specialist	Post Graduate	07.03.2018	-	12	52,500	60,000	-	7,20,000	7,20,000	6,30,000	6,30,000	4,72,500
		Randias	639	Civil Engineer	Graduate	24.11.2021	-	4	45,000	40,000	9,333	1,60,000	1,69,333	1,90,500	1,69,333	1,27,000
		Alnala	21,107	MIS Specialist	Post Graduate	07.03.2018	-	12	52,500	60,000	-	7,20,000	7,20,000	6,30,000	6,30,000	4,72,500
		Bagna Purana	25,206	Civil Engineer	Graduate	24.11.2021	-	4	45,000	40,000	9,333	1,60,000	1,69,333	1,90,500	1,69,333	1,27,000
		Dharamkot	19,057	MIS Specialist	Post Graduate	07.03.2018	-	12	52,500	60,000	-	7,20,000	7,20,000	6,30,000	6,30,000	4,72,500
		Fardkot	87,695	Civil Engineer	Graduate	24.11.2021	-	4	45,000	40,000	9,333	1,60,000	1,69,333	1,90,500	1,69,333	1,27,000
		Fazilka	76,492	MIS Specialist	Post Graduate	07.03.2018	-	12	52,500	60,000	-	7,20,000	7,20,000	6,30,000	6,30,000	4,72,500
		Ferozepur	1,10,313	Civil Engineer	Graduate	24.11.2021	-	4	45,000	40,000	9,333	1,60,000	1,69,333	1,90,500	1,69,333	1,27,000
		Guru Har Sahai	17,192	MIS Specialist	Post Graduate	07.03.2018	-	12	52,500	60,000	-	7,20,000	7,20,000	6,30,000	6,30,000	4,72,500
		Jailu	37,377	Civil Engineer	Graduate	24.11.2021	-	4	45,000	40,000	9,333	1,60,000	1,69,333	1,90,500	1,69,333	1,27,000
		Jalalabad	39,525	MIS Specialist	Post Graduate	07.03.2018	-	12	52,500	60,000	-	7,20,000	7,20,000	6,30,000	6,30,000	4,72,500
		Koikpura	91,979	Civil Engineer	Graduate	24.11.2021	-	4	45,000	40,000	9,333	1,60,000	1,69,333	1,90,500	1,69,333	1,27,000
		Nihal Singh Wala	10,652	MIS Specialist	Post Graduate	07.03.2018	-	12	52,500	60,000	-	7,20,000	7,20,000	6,30,000	6,30,000	4,72,500
		Zira	37,498	Civil Engineer	Graduate	24.11.2021	-	4	45,000	40,000	9,333	1,60,000	1,69,333	1,90,500	1,69,333	1,27,000
		Makhu	14,658	MIS Specialist	Post Graduate	07.03.2018	-	12	52,500	60,000	-	7,20,000	7,20,000	6,30,000	6,30,000	4,72,500
		Mallian Wala Khass	16,183	Civil Engineer	Graduate	24.11.2021	-	4	45,000	40,000	9,333	1,60,000	1,69,333	1,90,500	1,69,333	1,27,000
		Badhni Kalan	6,786	MIS Specialist	Post Graduate	07.03.2018	-	12	52,500	60,000	-	7,20,000	7,20,000	6,30,000	6,30,000	4,72,500
		Talwandi Bhai	17,285	Civil Engineer	Graduate	24.11.2021	-	4	45,000	40,000	9,333	1,60,000	1,69,333	1,90,500	1,69,333	1,27,000
		Marnot	9,636	MIS Specialist	Post Graduate	07.03.2018	-	12	52,500	60,000	-	7,20,000	7,20,000	6,30,000	6,30,000	4,72,500

(Amount In Rs.)

Annexure-II

[Handwritten Signature]

16	Balitunda	Mudki	10,415	Civil Engineer	Post Graduate	21.11.2021	-	4	45,000	60,000	20,000	2,40,000	2,60,000	1,95,000	1,95,000	1,46,250	
		Kolise Khan	12,800														
		Arniwala	9,353														
		Shekhsaban															
		Raman	2,95,788														
		Tawandi Sabo	22,553														
		Rampura Poochi	20,589														
		Bhargia Bhalka	57,033	MIS Specialist	Post Graduate	29.12.2021	-	3	45,000	60,000	5,806	1,80,000	1,86,806	1,39,354	1,39,354	1,04,516	
		Kolha Guru	14,497														
		Maluka	9,748														
		Mantri	6,951														
		Bhairava	6,598														
Maur	14,841																
Bailanwali	31,849																
Rampura	9,027	Civil Engineer	Graduate	24.11.2021	-	4	45,000	40,000	9,333	1,60,000	1,69,333	1,90,500	1,69,333	1,27,000			
Chauke	8,970																
Sangal	9,354																
Kol Shemir	2,744																
Bhuchro Mandi	10,945																
Goniana	14,951																
Lahra Kohabbal	15,208																
Nahana	9,792	Civil Engineer	Graduate	25.10.2021	-	5	45,000	40,000	9,032	2,00,000	2,09,032	2,35,160	2,09,032	1,56,774			
Kol Fatta	7,738																
Mandi Kain	7,412																
Joga	9,098																
Sardughan	10,180																
Manra	19,219																
Bikhi	92,956	MIS Specialist	Graduate	22.11.2021	-	4	45,000	35,000	10,500	1,40,000	1,50,500	1,96,500	1,50,500	1,12,875			
Budhida	17,825																
Barela	26,172																
Boha	17,432																
Barwala	12,170																
Malout	8,668	Civil Engineer	Graduate	05.01.2022	-	2	45,000	35,000	30,484	70,000	1,00,484	1,29,193	1,00,484	75,363			
Gidderbaha	81,406																
Mulkasar	45,370																
Bergawal	1,16,747																
Bhujain	10,116																
Dhivvan	10,548																
Nadala	8,157																
Dasuya	6,733	MIS Specialist	Graduate	14.12.2021	-	3	45,000	40,000	23,226	1,20,000	1,43,226	1,61,128	1,43,226	1,07,419			
Tawria	25,192																
Garnshankar	19,485																
Mahipur	16,955																
Kartapur	98,916																
Mukheran	25,652																
Nakodar	29,841																
Nurmahal	36,973																
Nawasatnar	14,560																
Raiton	46,024																
Phillur	15,676	Urban Planner	Graduate	27.12.2021	-	3	45,000	40,000	6,452	1,20,000	1,26,452	1,42,257	1,26,452	94,839			
Goarva	24,022																
Suljanpur Lochi	16,482																
Hariana	16,877																
Sham Chauvasi	8,928																
Shankol	4,426																
Mehapur	14,488																
Lohan Khass	5,804																
Urnur Tanda	10,382																
Gardhivale	23,419																
Alavapur	7,593	Civil Engineer	Post Graduate	23.11.2021	-	4	45,000	60,000	16,000	2,40,000	2,56,000	1,92,000	1,92,000	1,44,000			
Adarnpur	7,815																
Bhogpur	20,922																
Banaga	17,549																
Balachaur	20,906																
Nanaj	21,631																
Ayanpur Sahib	48,497	MIS Specialist	Post Graduate	07.03.2018	-	12	52,500	60,000	-	7,20,000	7,20,000	6,30,000	6,30,000	4,72,500			
Kirapur Sahib	16,282																
Bassi Pathana	2,348																
Khamano	20,288																
Mofinda	10,135																

Handwritten signature

19	Ludhiana DDR	Chamkaur Sahib	24,022	Civil Engineer	Graduate	01.12.2021	-	4	45,000	40,000	-	1,60,000	1,60,000	1,80,000	1,60,000	1,20,000		
		Mullanpur Dakhan	13,920															
		Sarhind	16,356															
		Jagraon	58,097															
		Khanna	65,240															
		Doraha	1,28,137	Urban Planner	Graduate	26.11.2021	-	4	45,000	40,000	6,667	1,60,000	1,66,667	1,87,500	1,66,667	1,25,000		
		Payal	25,424															
		Raikol	7,923															
		Roopnagar	28,734															
		Noorpur Beal	56,038															
		Sahnewal	22,484															
		Sangrur	22,484	Civil Engineer	Graduate	19.10.2021	-	5	45,000	40,000	16,774	2,00,000	2,16,774	2,42,418	2,16,774	1,62,581		
		Machhwa	19,678															
		Gobindgarh	24,916															
		Amloh	82,266															
		Maloud	14,696															
		20	Sangrur/Barnala	Armedqath	7,567													
				Barnala	31,302													
				Dhanuwa	1,16,449	MIS Specialist	Post Graduate	07.03.2018	-	12	52,500	60,000	-	7,20,000	7,20,000	6,30,000	6,30,000	4,72,500
Handiaya	19,920																	
Bhadour	12,507																	
Dhru	18,561																	
Dirba	55,225																	
Lehragaga	16,952																	
Khanauri	22,668			Civil Engineer	Graduate	10.11.2021	-	4	45,000	40,000	28,000	1,60,000	1,88,000	2,11,500	1,88,000	1,41,000		
Moonak	14,096																	
Malekolla	18,141																	
Suram	1,35,424																	
Longowal	55,455																	
Cheema	23,851																	
Sangrur	41,615			Urban Planner	Post Graduate	23.11.2021	-	4	45,000	60,000	16,000	2,40,000	2,56,000	1,92,000	1,92,000	1,44,000		
Bhawanigarh	88,043																	
Amargarh	22,320																	
Deva Bassi	7,339																	
Zirakpur	26,295																	
Lahru	95,553	Urban Planner	Post Graduate	07.03.2018	-	12	52,500	60,000	-	7,20,000	7,20,000	6,30,000	6,30,000	4,72,500				
Ghanaur	21,394																	
Kharar	6,985																	
Kurali	74,460																	
Nya Gann	31,060																	
Nabha	50,869																	
Bhadson	67,972	MIS Specialist	Graduate	23.11.2021	-	4	45,000	40,000	10,667	1,60,000	1,70,667	1,92,000	1,92,000	1,44,000				
Raipur	7,260																	
Banur	92,301																	
Samana	18,775																	
Patran	54,072																	
Ghagga	27,963	Civil Engineer	Graduate	07.03.2018	-	12	52,500	40,000	-	4,80,000	4,80,000	6,30,000	4,80,000	3,60,000				
Sanaur	10,162																	
Total	21	163	44	-	-	-	20,65,000	20,80,000	4,91,516	1,44,55,000	1,49,46,516	1,44,44,199	1,37,40,995	1,03,05,671 (Rs)				

Fund already released as 1st instalment of Central Assistance for CLTCs for FY 2021-22-
 Rs. 103,056 lakh
 Rs. 137,025 lakh
 Rs. 33,969 lakh

Admissible Central Assistance for CLTCs for FY 2021-22-
 Rs. 103,056 lakh
 Rs. 137,025 lakh
 Rs. 33,969 lakh

Unspent Central Assistance released for CLTCs for FY 2021-22 being adjusted against release of 1st instalment of Central Assistance for CLTCs for FY 2022-23-
 Rs. 103,056 lakh
 Rs. 137,025 lakh
 Rs. 33,969 lakh

Details of SLTC for FY 2022-23 in respect of State of Punjab

(Amount in Rs.)											
S. No.	No. of Specialist	Designation of Specialist	Educational Qualification	Salary per month proposed by the State for each Specialist	Annual Budget proposed by the State	Salary per month as per CB norms	Annual Budget as per CB norms	Admissible Annual Budget as per CB norms	Admissible Central Assistance (75%)	Admissible State Share (25%)	1st Instalment of Central Assistance (50%)
1	1	Capacity building Specialist	Post Graduate	85,000	10,20,000	85,000	10,20,000	10,20,000	7,65,000	2,55,000	3,82,500
2	1	MIS Specialist	Post Graduate	85,000	10,20,000	85,000	10,20,000	10,20,000	7,65,000	2,55,000	3,82,500
3	1	PPP Specialist	Post Graduate	85,000	10,20,000	85,000	10,20,000	10,20,000	7,65,000	2,55,000	3,82,500
4	1	Urban Planner	Post Graduate	85,000	10,20,000	85,000	10,20,000	10,20,000	7,65,000	2,55,000	3,82,500
5	1	IEC Specialist/ Knowledge Management	Post Graduate	85,000	10,20,000	85,000	10,20,000	10,20,000	7,65,000	2,55,000	3,82,500
6	1	Housing finance and policy Specialist	Post Graduate	85,000	10,20,000	85,000	10,20,000	10,20,000	7,65,000	2,55,000	3,82,500
7	1	Civil engineer	Post Graduate	85,000	10,20,000	85,000	10,20,000	10,20,000	7,65,000	2,55,000	3,82,500
8	1	Procurement specialist	Post Graduate	85,000	10,20,000	85,000	10,20,000	10,20,000	7,65,000	2,55,000	3,82,500
9	1	Urban Infrastructure Specialist	Post Graduate	85,000	10,20,000	85,000	10,20,000	10,20,000	7,65,000	2,55,000	3,82,500
10	1	Social Development Specialist	Post Graduate	85,000	10,20,000	85,000	10,20,000	10,20,000	7,65,000	2,55,000	3,82,500
Total	10			8,50,000	1,02,00,000	8,50,000	1,02,00,000	1,02,00,000	76,50,000	25,50,000	38,25,000

Annexure-IV

Details of CLTCs for FY 2022-23 in respect of State of Punjab

(Amount in Rs.)														
S. No.	City/Cluster	Name of the City	Urban Population	No. of CLTC Specialists	Designation of Specialists	Educational Qualification	Salary per month proposed by the State	Annual Budget proposed by the State	Salary per month, per month CB norms	Annual Budget as per CB norms	Admissible Annual Budget as per CB norms	Admissible Central Assistance (75%)	Admissible State Share (25%)	1st Instalment of Central Assistance (50%)
1	Amritsar	Amritsar City	11,59,227	4	Urban planner	Post Graduate	60,000	7,20,000	70,000	8,40,000	7,20,000	5,40,000	1,80,000	2,70,000
		Raja Sansi	14,298		MIS Specialist	Post Graduate	60,000	7,20,000	70,000	8,40,000	7,20,000	5,40,000	1,80,000	2,70,000
		Majitha	14,503		Civil engineer	Post Graduate	60,000	7,20,000	70,000	8,40,000	7,20,000	5,40,000	1,80,000	2,70,000
		Jandiala Guru	29,232		Civil engineer	Post Graduate	60,000	7,20,000	70,000	8,40,000	7,20,000	5,40,000	1,80,000	2,70,000
		Rajva	14,508		MIS Specialist	Post Graduate	45,000	5,40,000	45,000	5,40,000	5,40,000	4,05,000	1,35,000	2,02,500
2	Tarn Taran	Ramdas	839	2	MIS Specialist	Post Graduate	45,000	5,40,000	45,000	5,40,000	5,40,000	4,05,000	1,35,000	2,02,500
		Alaola	21,107		Civil engineer/Urban Planner	Post Graduate	45,000	5,40,000	45,000	5,40,000	5,40,000	4,05,000	1,35,000	2,02,500
		Tarn Taran	96,847		MIS Specialist/Civil engineer/Urban Planner	Post Graduate	45,000	5,40,000	45,000	5,40,000	5,40,000	4,05,000	1,35,000	2,02,500
		Bhikh Wind	20,526		Urban planner	Post Graduate	45,000	5,40,000	45,000	5,40,000	5,40,000	4,05,000	1,35,000	2,02,500
		Patti	40,976		MIS Specialist	Post Graduate	45,000	5,40,000	45,000	5,40,000	5,40,000	4,05,000	1,35,000	2,02,500
3	Pathankot	Khemkaran	13,446	1	Civil engineer/Urban Planner	Post Graduate	45,000	5,40,000	45,000	5,40,000	5,40,000	4,05,000	1,35,000	2,02,500
		Pathankot	2,49,000		MIS Specialist/Civil engineer/Urban Planner	Post Graduate	45,000	5,40,000	45,000	5,40,000	5,40,000	4,05,000	1,35,000	2,02,500
		Sujanpur	28,270		Urban planner	Post Graduate	45,000	5,40,000	45,000	5,40,000	5,40,000	4,05,000	1,35,000	2,02,500
		Barala	1,56,019		MIS Specialist	Post Graduate	45,000	5,40,000	45,000	5,40,000	5,40,000	4,05,000	1,35,000	2,02,500
		Dina Nagar	23,978		Civil engineer	Post Graduate	45,000	5,40,000	45,000	5,40,000	5,40,000	4,05,000	1,35,000	2,02,500
4	Gurdaspur	Dera Baba Nanak	6,394	3	Urban planner	Post Graduate	60,000	7,20,000	70,000	8,40,000	7,20,000	5,40,000	1,80,000	2,70,000
		Fatehgarh Churian	13,070		MIS Specialist	Post Graduate	60,000	7,20,000	70,000	8,40,000	7,20,000	5,40,000	1,80,000	2,70,000
		Gurdaspur	77,928		Civil engineer	Post Graduate	60,000	7,20,000	70,000	8,40,000	7,20,000	5,40,000	1,80,000	2,70,000
		Dharwal	16,772		Urban planner	Post Graduate	60,000	7,20,000	70,000	8,40,000	7,20,000	5,40,000	1,80,000	2,70,000
		Quadian	23,632		MIS Specialist	Post Graduate	60,000	7,20,000	70,000	8,40,000	7,20,000	5,40,000	1,80,000	2,70,000
5	Jalandhar	Shri Harobindpur	8,241	4	Urban planner	Post Graduate	60,000	7,20,000	70,000	8,40,000	7,20,000	5,40,000	1,80,000	2,70,000
		Jalandhar	8,66,029		MIS Specialist	Post Graduate	60,000	7,20,000	70,000	8,40,000	7,20,000	5,40,000	1,80,000	2,70,000
		Nikodar	29,841		Civil engineer	Post Graduate	60,000	7,20,000	70,000	8,40,000	7,20,000	5,40,000	1,80,000	2,70,000
		Nurmahal	39,073		Urban planner	Post Graduate	60,000	7,20,000	70,000	8,40,000	7,20,000	5,40,000	1,80,000	2,70,000
		Phillour	15,076		MIS Specialist	Post Graduate	60,000	7,20,000	70,000	8,40,000	7,20,000	5,40,000	1,80,000	2,70,000
6	Kapurthala	Corava	24,022	3	Urban planner	Post Graduate	45,000	5,40,000	45,000	5,40,000	5,40,000	4,05,000	1,35,000	2,02,500
		Kartarpur	99,016		MIS Specialist	Post Graduate	45,000	5,40,000	45,000	5,40,000	5,40,000	4,05,000	1,35,000	2,02,500
		Shankot	4,428		Civil engineer	Post Graduate	45,000	5,40,000	45,000	5,40,000	5,40,000	4,05,000	1,35,000	2,02,500
		Mehatpur	14,489		Urban planner	Post Graduate	45,000	5,40,000	45,000	5,40,000	5,40,000	4,05,000	1,35,000	2,02,500
		Lohian Khals	5,804		MIS Specialist	Post Graduate	45,000	5,40,000	45,000	5,40,000	5,40,000	4,05,000	1,35,000	2,02,500
7	Hoshiarpur	Gardhwal	23,419	3	Urban planner	Post Graduate	45,000	5,40,000	45,000	5,40,000	5,40,000	4,05,000	1,35,000	2,02,500
		Alawalpur	7,593		MIS Specialist	Post Graduate	45,000	5,40,000	45,000	5,40,000	5,40,000	4,05,000	1,35,000	2,02,500
		Adampur	7,815		Civil engineer	Post Graduate	45,000	5,40,000	45,000	5,40,000	5,40,000	4,05,000	1,35,000	2,02,500
		Bliga	10,129		Urban planner	Post Graduate	45,000	5,40,000	45,000	5,40,000	5,40,000	4,05,000	1,35,000	2,02,500
		Kapurthala	11,390		MIS Specialist	Post Graduate	45,000	5,40,000	45,000	5,40,000	5,40,000	4,05,000	1,35,000	2,02,500
8	Hoshiarpur	Phanwara	97,864	3	Urban planner	Post Graduate	45,000	5,40,000	45,000	5,40,000	5,40,000	4,05,000	1,35,000	2,02,500
		Sultampur Lothi	16,482		MIS Specialist	Post Graduate	45,000	5,40,000	45,000	5,40,000	5,40,000	4,05,000	1,35,000	2,02,500
		Bogowal	760		Civil engineer	Post Graduate	45,000	5,40,000	45,000	5,40,000	5,40,000	4,05,000	1,35,000	2,02,500
		Nadala	6,733		Urban planner	Post Graduate	45,000	5,40,000	45,000	5,40,000	5,40,000	4,05,000	1,35,000	2,02,500
		Bhulath	10,548		MIS Specialist	Post Graduate	45,000	5,40,000	45,000	5,40,000	5,40,000	4,05,000	1,35,000	2,02,500
9	Hoshiarpur	Dhivani	8,157	3	Civil engineer	Post Graduate	45,000	5,40,000	45,000	5,40,000	5,40,000	4,05,000	1,35,000	2,02,500
		Hoshiarpur	1,69,853		Urban planner	Post Graduate	45,000	5,40,000	45,000	5,40,000	5,40,000	4,05,000	1,35,000	2,02,500
		Gardhwal	23,410		MIS Specialist	Post Graduate	45,000	5,40,000	45,000	5,40,000	5,40,000	4,05,000	1,35,000	2,02,500
		Muktesian	25,662		Civil engineer	Post Graduate	45,000	5,40,000	45,000	5,40,000	5,40,000	4,05,000	1,35,000	2,02,500
		Diesya	6,733		Urban planner	Post Graduate	45,000	5,40,000	45,000	5,40,000	5,40,000	4,05,000	1,35,000	2,02,500
10	Hoshiarpur	Talwara	25,192	3	MIS Specialist	Post Graduate	45,000	5,40,000	45,000	5,40,000	5,40,000	4,05,000	1,35,000	2,02,500
		Hariana	16,977		Civil engineer	Post Graduate	45,000	5,40,000	45,000	5,40,000	5,40,000	4,05,000	1,35,000	2,02,500
		Gateshankar	19,485		Urban planner	Post Graduate	45,000	5,40,000	45,000	5,40,000	5,40,000	4,05,000	1,35,000	2,02,500
		Mahlipur	16,955		MIS Specialist	Post Graduate	45,000	5,40,000	45,000	5,40,000	5,40,000	4,05,000	1,35,000	2,02,500
		Sham Chaurasi	8,928		Civil engineer	Post Graduate	45,000	5,40,000	45,000	5,40,000	5,40,000	4,05,000	1,35,000	2,02,500
11	Hoshiarpur	Urmur Tandia	10,362	3	Urban planner	Post Graduate	45,000	5,40,000	45,000	5,40,000	5,40,000	4,05,000	1,35,000	2,02,500
		Urmur Tandia	10,362		MIS Specialist	Post Graduate	45,000	5,40,000	45,000	5,40,000	5,40,000	4,05,000	1,35,000	2,02,500

8	SBS Nagar	SAS Nagar	1,06,684	2	Civil engineer/Urban planner	Post Graduate	45,000	5,40,000	45,000	5,40,000	4,05,000	5,40,000	1,35,000	2,02,500
		Nawashahar	14,580											
		Rohon	46,024											
		Baniga	17,549											
		Belachaur	20,908											
		Palitia	4,46,248											
		Nabha	87,872											
		Bhadoson	7,280											
9	Palitia	Relpura	92,301	3	MIS Specialist	Post Graduate	60,000	7,20,000	60,000	7,20,000	5,40,000	7,20,000	1,80,000	2,70,000
		Samana	54,072											
		Palron	35,125											
		Ghoga	10,162											
		Ghanaur	6,985											
		Sanaur	21,201											
		Sunam	69,069											
		Longowal	42,348											
		Cheema	11,615											
		Sangur	11,615											
10	Sangur	Bhawaniagarh	22,320	2	MIS Specialist	Post Graduate	45,000	5,40,000	45,000	5,40,000	4,05,000	5,40,000	1,35,000	2,02,500
		Amergaoh	29,501											
		Dhuri	55,225											
		Diba	16,692											
		Lehranana	22,589											
		Khanauri	14,096											
		Moonaik	18,141											
		SAS Nagar	1,76,170											
		Dera Bassi	29,985											
		Zirakpur	95,553											
11	Mohali	Lehu	25,000	3	Urban planner	Post Graduate	80,000	7,20,000	45,000	5,40,000	4,05,000	5,40,000	1,35,000	2,02,500
		Kharar	74,460											
		Kurali	31,080											
		Nva Gaon	50,809											
		Banur	18,775											
		Batala	1,16,449											
		Dhanualla	19,920											
		Handiaya	12,507											
		Bhadour	19,561											
		Tapa	23,248											
		Ludhiana City	16,16,879											
12	Batala	Mullampur Dakhan	16,356	2	Urban planner/Civil engineer	Post Graduate	45,000	5,40,000	45,000	5,40,000	4,05,000	5,40,000	1,35,000	2,02,500
		Jagraon	65,240											
		Khanna	1,28,130											
		Doraha	25,424											
		Payal	9,150											
		Raikol	28,734											
		Maloud	7,587											
		Machwera	24,916											
		Jagraon	65,240											
		Khanna	1,28,130											
13	Ludhiana	Rumtigar	56,039	5	Urban planner	Post Graduate	80,000	7,20,000	70,000	8,40,000	5,40,000	7,20,000	1,80,000	2,70,000
		Motrida	24,022											
		Chankaur Bahib	13,920											
		Nangal	48,000											
		Anandpur Bahib	16,292											
		Bahad Ferozgarh Sahi	16,356											
		Bassi Palbana	2,348											
		Khamano	10,135											
		Gobindgarh	82,288											
14	Ropar	Motrida	24,022	2	MIS Specialist	Post Graduate	45,000	5,40,000	45,000	5,40,000	4,05,000	5,40,000	1,35,000	2,02,500
		Chankaur Bahib	13,920											
		Nangal	48,000											
		Anandpur Bahib	16,292											
15	Fatehgarh Sahib	Bahad Ferozgarh Sahi	16,356	2	Urban planner/Civil engineer	Post Graduate	45,000	5,40,000	45,000	5,40,000	4,05,000	5,40,000	1,35,000	2,02,500
		Bassi Palbana	2,348											
		Khamano	10,135											
		Gobindgarh	82,288											

[Handwritten signature]

10	Bathinda	Amloh Bathinda Raman Tavandi Saho Rampura Phool Bhagta Bhalka Kotla Guru Malika Mehra Bhaliupa Maur Saogal Kot Shamir Bhuch Mandi Gontana Lehra Mohabbat Nathana Kot Fatta Joga	14,686 2,85,813 22,533 20,589 51,010 28,120 8,748 6,851 6,598 16,561 31,649 5,386 10,945 14,981 12,812 9,792 7,738 6,483 10,180	4	MIS Specialist	Post Graduate	60,000	7,20,000	60,000	7,20,000	7,20,000	7,20,000	5,40,000	1,80,000	2,70,000
					Urban planner	Post Graduate	60,000	7,20,000	60,000	7,20,000	7,20,000	7,20,000	5,40,000	1,80,000	2,70,000
					Civil engineer	Post Graduate	60,000	7,20,000	60,000	7,20,000	7,20,000	7,20,000	5,40,000	1,80,000	2,70,000
					Civil engineer	Post Graduate	60,000	7,20,000	60,000	7,20,000	7,20,000	7,20,000	5,40,000	1,80,000	2,70,000
17	Mansa	Sardulgarh Mansa Bhikhi	10,315 82,950 17,825	2	Urban planner	Post Graduate	45,000	5,40,000	45,000	5,40,000	5,40,000	5,40,000	4,05,000	1,35,000	2,02,500
					MIS Specialist/Civil engineer	Post Graduate	45,000	5,40,000	45,000	5,40,000	5,40,000	5,40,000	4,05,000	1,35,000	2,02,500
					MIS Specialist	Post Graduate	45,000	5,40,000	45,000	5,40,000	5,40,000	5,40,000	4,05,000	1,35,000	2,02,500
					Urban planner/Civil engineer	Post Graduate	45,000	5,40,000	45,000	5,40,000	5,40,000	5,40,000	4,05,000	1,35,000	2,02,500
18	Muktesar	Gidderbaha Muktesar Ferozpur Guru Har Sahai	36,593 1,17,085 1,10,313 17,192	2	MIS Specialist	Post Graduate	45,000	5,40,000	45,000	5,40,000	5,40,000	5,40,000	4,05,000	1,35,000	2,02,500
					MIS Specialist	Post Graduate	45,000	5,40,000	45,000	5,40,000	5,40,000	5,40,000	4,05,000	1,35,000	2,02,500
19	Ferozpur	Malhu Mallan Wala Khaas Tavandi Bhai	14,659 19,183 17,285	2	Urban planner/Civil engineer	Post Graduate	45,000	5,40,000	45,000	5,40,000	5,40,000	5,40,000	4,05,000	1,35,000	2,02,500
					MIS Specialist	Post Graduate	45,000	5,40,000	45,000	5,40,000	5,40,000	5,40,000	4,05,000	1,35,000	2,02,500
					Urban planner/Civil engineer	Post Graduate	45,000	5,40,000	45,000	5,40,000	5,40,000	5,40,000	4,05,000	1,35,000	2,02,500
20	Fazilka	Mamdot Mueki Zira Fazilka Abohar	3,394 10,415 38,732 78,482 1,45,302	2	MIS Specialist	Post Graduate	45,000	5,40,000	45,000	5,40,000	5,40,000	5,40,000	4,05,000	1,35,000	2,02,500
					Urban planner/Civil engineer	Post Graduate	45,000	5,40,000	45,000	5,40,000	5,40,000	5,40,000	4,05,000	1,35,000	2,02,500
					MIS Specialist	Post Graduate	45,000	5,40,000	45,000	5,40,000	5,40,000	5,40,000	4,05,000	1,35,000	2,02,500
					Urban planner/Civil engineer	Post Graduate	45,000	5,40,000	45,000	5,40,000	5,40,000	5,40,000	4,05,000	1,35,000	2,02,500
21	Moga	Arhwala Shokhsaban Jalalabad Moga Bagha Purana Dharamkot Kot Lax Khan Badhli Kalan Nilhal Singh Wala	9,353 39,525 1,59,687 25,208 19,857 13,000 8,373 5,000	2	MIS Specialist	Post Graduate	45,000	5,40,000	45,000	5,40,000	5,40,000	5,40,000	4,05,000	1,35,000	2,02,500
					Urban planner/Civil engineer	Post Graduate	45,000	5,40,000	45,000	5,40,000	5,40,000	5,40,000	4,05,000	1,35,000	2,02,500
22	Fardkot	Fardkot Jaitu	87,686 37,377	2	MIS Specialist	Post Graduate	45,000	5,40,000	45,000	5,40,000	5,40,000	5,40,000	4,05,000	1,35,000	2,02,500
					Urban planner/Civil engineer	Post Graduate	45,000	5,40,000	45,000	5,40,000	5,40,000	5,40,000	4,05,000	1,35,000	2,02,500
23	Malerkotla	Kalkpura Malerkotla Armedgarh Amargarh	91,879 1,35,424 31,302 29,501	1	MIS Specialist/Urban planner/Civil engineer	Post Graduate	45,000	5,40,000	45,000	5,40,000	5,40,000	5,40,000	4,05,000	1,35,000	2,02,500
Total	23	182	1,01,45,983	58			29,55,000	3,54,60,000	30,40,000	3,64,80,000	3,49,20,000	2,61,90,000	67,30,000	1,30,85,000	

Unspent Central Assistance released for CLTCs for FY 2021-22 being adjusted against release of 1st instalment of Central Assistance for CLTCs for FY 2022-23= Rs. 33,699 lakh
Fund being released as 1st instalment of Central Assistance for CLTCs for 2022-23 by adjusting unspent Central Assistance released for CLTCs for FY 2021-22= Rs. 98,881 lakh

Admissible 1st instalment of Central Assistance for CLTCs for FY 2022-23= Rs. 130,850 lakh
1st instalment of Central Assistance for CLTCs for FY 2022-23= Rs. 33,699 lakh
Fund being released as 1st instalment of Central Assistance for CLTCs for 2022-23 by adjusting unspent Central Assistance released for CLTCs for FY 2021-22= Rs. 98,881 lakh

Form GFR 12-C

[See Rule 239]]

FORM OF UTILIZATION CERTIFICATE (FOR STATE GOVERNMENTS)

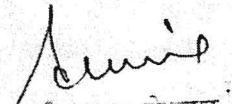
(Where expenditure incurred by Govt. bodies only)

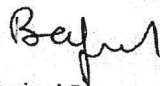
Sr. no.	Letter No. and date	Amount (in Rs.)	It is Certified that an amount of Rs. 4,86,75,870/- (Four Crore eighty six lac seventy five thousand eight hundred seventy only) was received from Government of India in the financial year 2016-17, 2019-20 & 2021-22. The state has utilized funds amounting to Rs. 4,56,99,352/- (Four Crore fifty six lac ninety nine thousand three hundred fifty two only) for the purpose of establishment of SLTCs & CLTCs Cell.
1.	N-11036/26/2016-HFA.1 (FTS- 15355) 22.12.2016	1,17,90,000/-	
2.	N- 11036/26/2016-HFA.1 (FTS- 15355) 07.10.2016	30,60,000/-	
3.	N-11011/7/2017-HFA-I/V(FTS-9019274) 25.10.2019	1,61,91,200/-	
4.	N-11011/7/2017-HFA-1 SECTION-MHUPA (FTS-9019274) 14.02.2022	1,76,34,670/-	
Total		4,86,75,870/-	


2. Certified that I have satisfied myself that the conditions on which the grants-in-aid was sanctioned have been duly fulfilled/ are being fulfilled and that I have exercised the following checks to see that the money was actually utilized for the purpose for which it was sanctioned.

Kinds of checks exercised:-

1. Salary breakup of SLTCs/ CLTCs


 प्रदीप कुमार, उपायुक्त
 चण्डीगढ़


 Technical Director
 Pb. State Urban Livelihood Mission
 Chandigarh


 Signature

(Vivek Pratap Singh), IAS
 Principal Secretary to Government of Punjab,
 Department of Local Government
 (Principal Secretary to Government of Punjab,
 Department of Local Government)

Date: 30-08-2022

