

PAO(Sectt.)/HUA/Admin/Advice/2023-24/ 281-84
GOVERNMENT OF INDIA
PAO(sectt), Ministry of Housing & Urban Affairs
507-C(Wing),Nirman Bhawan, New Delhi
Telephone No: 23062664 Fax No: 23062664

To,
The General Manager,
Reserve Bank of India,
Central Accounts Section,
Additional Office Building,
East High Court Road,
NAGPUR - 440 001

Code No:	707
Advice No:	49
Advice Date:	02/06/2023

Sir,
Please debit our account with Rs.30,51,00,000/- (Thirty Crore Fifty One Lakh Only.) by contra credit to the following accounts of the Governments with the amounts mentioned against each:

Month and Year of Accounts: **June,2023**

The Amount to be Settled: **June,2023**

Sl.No.	Name of the State	State Code	Scheme Code	Amount	Sanction No. and Date
1	ODISHA	112	1989-STATE AND UT GRANTS UNDER PMAY (URBAN)	30,51,00,000	N-11012/20/2023-HFA-III-MoHUA (9150829) dated 02/06/2023
GRAND TOTAL:				30,51,00,000	

Signature of the authorized official

Varsha Sharma

(Varsha Sharma)
Sr. Accounts Officer

1. O/o the Accountant General (A&E), Odisha, Bhubneshwar-715001
2. Sujeet Kumar, US , HFA-III Division, Nirman Bhawan, New Delhi

① AO-HFA

② Mon-Cell Bndug
16/6/23

③ MIS-HFA

By/In/On
6/6/23

N-11012/20/2023-HFA-III-MoHUA (9150829)
Government of India
Ministry of Housing and Urban Affairs
(HFA-III)

Nirman Bhawan, New Delhi.
Dated: 24th May, 2023

02nd June

To

Pay and Accounts Officer (Sectt.),
Ministry of Housing and Urban Affairs,
Nirman Bhawan,
New Delhi - 11

Sub: Release of Central Assistance under Pradhan Mantri Awas Yojana-Urban (PMAY-U)
Housing for All Mission to State Govt. of Odisha for the financial year 2023-24.

Sir,

The undersigned is directed to convey the Sanction of the competent authority to release ₹ 30,51,00,000/- (Rupees Thirty Crore Fifty One Lakh only) to State Govt. of Odisha as part of 2nd instalment of Central grant (Scheduled Caste Component) for Creation of Capital Assets under Pradhan Mantri Awas Yojana-Urban (PMAY-U) for the FY 2023-24.

2. The statement showing details of 78 BLC projects considered in 54th & 56th CSMC meeting held on 08.06.2021 & 23.11.2021 respectively against which the above Grant is released towards 2nd instalment of the Central Assistance is annexed as per details given below:

Sl. No.	CSMC No./Date	2 nd instalment already released in SC component (in projects)	No. of projects for which release has been considered	(₹ in lakh)
				Category- wise amount to be released as 2 nd instalment
1	54 th /08.06.2021	1152.60 (25)	15	553.20
2	56 th /23.11.2021	0	63	2497.80
	Total	1152.60 (25)	78	3051.00

3. Based on the decision and recommendations of CSMC under Pradhan Mantri Awas Yojana-Urban (PMAY-U) in its 54th & 56th CSMC meetings and compliances achieved by State Govt. in respect of aforesaid projects, the amount of central grant is being released subject to the following conditions:

- Necessary sanctions/ approvals/ compliances required under the statutory or other regulatory regime as applicable would be obtained by the authority (ies) concerned with the project (s).
- The State Government and implementing agencies shall put in place a monitoring system to ensure that the project (s) achieve scheduled milestone and envisaged outcomes including implementation of reforms and other conditionalities required under the scheme.

[Handwritten signature]

- iii. The State Govt./implementing agencies shall utilize the grant in accordance with the approved guidelines for the implementation of the Scheme of PMAY-U.
- iv. PMAY-U, being a Centrally Sponsored Scheme (CSS), the State Government should strictly follow the revised procedure of fund flow as per instructions issued by Department of Expenditure, Ministry of Finance, Government of India vide O.M. No. 1(13)PFMS/FCD/2020 dated 23rd March 2021. These instructions have been made effective from 1st July, 2021 which inter-alia provides that
 - a. The State Govt. shall transfer the central share as well as commensurate State share to the Single Nodal Account (SNA) within 30 days of receipt of Central share failing which penal interest at the rate of 7% per annum will be charged on the number of days of delay beyond 30 days in transfer of Central share to the SNA account.
 - b. Central Assistance along with state share are to be kept by the Nodal Agency in the Single Nodal Account (SNA) opened in a Scheduled Commercial Bank for the purpose and the same is mapped in PFMS. The nodal agency will allocate drawing limits to implementing agencies (IAs) having zero balance subsidiary accounts duly mapped in PFMS and linked to SNA account for drawal of funds on real time basis from the Single Nodal Account.
 - c. The nodal agency shall ensure that the interest earned from the funds released, should be mandatorily remitted to respective consolidated funds on pro rata basis in terms of rule 230(8) of GFR 2017.
 - d. SNAs and IAs will mandatorily use the DBT/EAT module of PFMS or integrate their systems with the PFMS to ensure that information on PFMS is updated by each IA at least once every day.
 - e. SNA will keep all the funds received in the Single Nodal Account only and shall not divert the same to Fixed Deposits/Flexi-Account/Multi-Option Deposit Account/Corporate Liquid Term Deposit (CLTD) Account etc.
 - f. Further releases under the scheme will be made only after transfer of entire Central Assistance released till date along with corresponding State share, if any, in the SNA account and utilization of 75% of earlier releases along with corresponding State share.
 - v. The funds shall be utilised for the purpose and within the selected categorised beneficiaries, for which these are given. Otherwise, these will have to be refunded along with interest as per provisions under GFR 2017.
 - vi. State should ensure that data entry in PMAY-U – MIS portal is completed at the earliest. The Central Assistance is being released on the basis beneficiary entered in PMAY -U-MIS. Remaining part of 2nd instalment/Subsequent instalment will be released based on valid beneficiaries entered in PMAY-U-MIS.
 - vii. The State Government shall ensure the geo-tagging of all houses approved under BLC component of PMAY-U and subsequent release by the State Government to the beneficiaries should be made in 3-4 instalments depending on the progress/stage of construction of the house.
 - viii. State Government shall ensure that the specifications of the houses conform to NBC/IS Standards and that requisite infrastructure will be provided by the State Government/ULB.

hjt

- ix. State Government shall submit the Action Taken Report (ATR) on the observations/recommendations of Third Party Quality Monitoring Agency (TPQMA) for quality monitoring purpose before release of subsequent instalment.
- x. State Government should ensure that there is no violation of Model Code of Conduct while releasing funds to implementing Agencies/ULBs/Beneficiaries.
4. Release of the Grant may kindly be made to the State Government immediately. The funds may thereafter be allocated to the implementing agencies as per revised procedure without any delay failing which the amounts would be recovered from the State Government with interest for the period of default.
5. The amount is debitible from the account of the Central Government in the books under the following Head of Account under Demand No. 60 of M/o Housing and Urban Affairs for the year 2023-24:
- | | | |
|-----------------------|-----------------|---------------------------------------|
| Major Head: | 3601 | Grants-in-aid to State Governments |
| Sub-Major Head | 06 | Centrally Sponsored Scheme |
| Minor Head | 789 | Scheduled Castes Component |
| Sub Head | 17 | Urban Housing – Other Grants |
| Detailed Head | 01 | Pradhan Mantri Awas Yojana (Urban) |
| Object Head | 17.01.35 | Grants for Creation of Capital Assets |
6. The amount will be credited to the State Government's account in RBI as per procedure laid down by Ministry of Finance, Department of Expenditure vide O.M. No. F-II (45/76/SC) dated 22.02.1977.
7. As per rule 236(1) of GFR, 2017, the relevant accounts of the Grantee institution(s)/ Organisation(s) shall be open to inspection by the sanctioning authority and audit, both by the Comptroller and Auditor General of India under the provision of CAG (DPC) Act 1971 and internal audit by the Principal Accounts Office of the Ministry or Department, whenever the Institution or Organisation is called upon to do so.
8. Requisite UCs for release of 2nd instalment of Central Assistance has been received from the State Government of Odisha and are enclosed herewith.
9. This issues with the concurrence of the Finance Division vide their **Note No. #28** (E: 9150829) dated 08.05.2023.
10. This sanction has been registered at S.No. **45** in the Sanction Register of HFA Directorate (HFA.III Section) of the Ministry of HUA for the year 2023-24.

Yours faithfully,


(Sujeet Kumar)

Under Secretary to the Government of India
Tele No. 011-23063029

Copy to:-

1. The Principal Secretary, Housing and Urban Development Department, Govt of Odisha, 1st Floor, State Secretariat, Annex - B, Bhubaneswar – 751001.
2. The Mission Director (Housing), Housing and Urban Development Department, Government of Odisha, State Secretariat Annex-B, Bhubaneswar-751001.
3. Accountant General (A&E), Odisha.
4. CCA, MoHUA
5. Director, IFD, MoHUA
6. Deputy Secretary (Budget), MoHUA
7. NITI Aayog, SP Divn. / DR Divn. New Delhi
8. O/o CGA, Mahalekha Niyantarak Bhavan, New Delhi.
9. Dy. Chief (MIS/DRMC), HFA Directorate to place this sanction at appropriate place on the Website of the Ministry.
10. Director (HFA-III), MoHUA.
11. PMU (MIS), HFA Directorate
12. AO (HFA), MoHUA
13. Sanction folder.
14. File Copy



(Sujeet Kumar)

Under Secretary to the Government of India

Annexure for Release of 2nd instalment in 15 BLC Projects (out of total 92 BLC projects) of Odisha approved in 54th CSMC meeting held on 08.06.2021

State Name : Odisha, Financial Year : 2022-23, Attachment ID : EATTACHA12120220806202100057, File No. : N-11012/52/2022-HFA-III-UD(9137987), Budget Head : 3601.06.789.17.01.35 (SC) , Annexure Attachment Date : 08/08/2022

S.No	City Name	Central Assistance (Rs. In Lakh)	No of Beneficiary as per DPR				MIS Entry as on 08.08.2022				No. of beneficiaries for which release has been considered				Already released 1st Installment (Rs in Lakh)		Installment Details		To be released in 2nd Installment (Rs. in Lakh)
			Other than SC/ST	SC	ST	Total	Other than SC/ST	SC	ST	Total	Other than SC/ST	SC	ST	Total	Other than SC/ST	SC	ST	Instalment No.	
1	Attabira	105.00	13	52	5	70	13	48	5	66	13	48	5	7.20	21.00	3.00	2	1	36.60
2	Balangir	172.50	75	39	1	115	75	39	1	115	75	39	1	43.20	23.40	0.60	2	1	23.40
3	Balangir	79.50	40	10	3	53	40	10	3	53	40	10	3	23.40	6.00	1.80	2	1	6.00
4	Baliguda	223.50	89	54	6	149	85	46	6	137	85	46	6	42.00	22.20	3.60	2	1	33.00
5	Bellagantha	90.00	29	30	1	60	27	28	1	56	27	28	1	15.60	16.80	0.60	2	1	16.80
6	Bhanjanagar	414.00	41	230	5	276	33	213	5	251	33	213	5	14.40	60.60	3.00	2	1	195.00
7	Bijepur	102.00	65	0	3	68	65	0	3	68	65	0	3	29.40	0.00	1.80	2	1	0.00
8	Bijepur	112.50	60	12	3	75	60	12	3	75	60	12	3	25.20	6.00	0.60	2	1	8.40
9	Byasanagar	94.50	40	22	1	63	39	22	1	62	39	22	1	16.80	6.60	0.00	2	1	19.80
10	Digapahandi	21.00	9	5	0	14	9	5	0	14	9	5	0	5.40	3.00	0.00	2	1	3.00
11	Kabisuriyanagar	106.50	33	38	0	71	32	35	0	67	32	35	0	17.40	19.80	0.00	2	1	22.20
12	Kendrapara	637.50	373	52	0	425	365	52	0	417	365	52	0	208.20	24.60	0.00	2	1	37.80
13	Nuapara	804.00	309	99	128	536	309	88	121	518	309	88	121	169.80	44.40	66.00	2	1	61.20
14	Surada	135.00	9	81	0	90	9	74	0	83	9	74	0	5.40	40.20	0.00	2	1	48.60
15	Tushura	453.00	166	68	68	302	166	68	68	302	166	68	68	99.60	40.20	37.20	2	1	41.40
Grand Total		3550.50	1351	792	224	2367	1327	740	217	2284	1327	740	217	723.00	334.80	118.20			553.20

Handwritten mark/signature.

Annexure for Release of 2nd instalment in 63 BLC Projects (out of total 123 BLC projects) of Odisha approved in 56th CSMC meeting held on 23.11.2021

State Name : Odisha, Financial Year : 2022-23, Attachment ID : EATTACHA1212022231202100056, File No. : N-11011/52/2021-HFA-III-UD(9119070), Budget Head : 3601.06.789.17.01.35 (SC), Annexure Attachment Date : 10/02/2023

S.No	City Name	Central Assistance (Rs. In Lakh)	No of beneficiaries as per DPR			MIS Entry as on 10.02.2023			No of beneficiaries for which release has been considered			Already Released 1st Instalment		Instalment Details (Rs. in SC ST)	Instalment No.	To be released in 2nd Instalment SC Component			
			Other than SC/ST	SC	ST	Total	Other than SC/ST	SC	ST	Total	Other than SC/ST	SC	ST						
1	Anandpur	946.50	165	376	90	631	165	315	90	570	165	315	90	94.20	171.00	54.00	2	1	207.00
2	Asika	171.00	99	15	0	114	96	15	0	111	96	15	0	55.20	9.00	0.00	2	1	9.00
3	Athagad	634.50	344	33	46	423	314	33	41	388	314	33	41	170.40	19.80	21.60	2	1	19.80
4	Balangir	270.00	83	81	16	180	83	80	13	176	83	80	13	41.40	37.80	6.60	2	1	58.20
5	Balangir	364.50	135	107	1	243	125	86	1	212	125	86	1	73.20	51.60	0.60	2	1	51.60
6	Baleshwar	1074.00	396	164	156	716	360	149	123	632	360	149	123	208.20	88.80	72.60	2	1	90.00
7	Baliguda	435.00	131	139	20	290	132	129	17	278	131	129	17	73.20	72.00	7.80	2	1	82.80
8	Barbil	123.00	43	10	29	82	43	10	29	82	43	10	29	25.80	5.40	15.60	2	1	6.60
9	Bargarh	183.00	32	86	4	122	32	86	4	122	32	86	4	19.20	51.60	2.40	2	1	51.60
10	Baripada	1668.00	638	213	261	1112	638	213	252	1103	638	213	252	382.80	127.20	116.40	2	1	128.40
11	Basudebpur	1819.50	989	224	0	1213	986	213	0	1199	986	213	0	561.00	120.00	0.00	2	1	135.60
12	Baudhgarh	403.50	127	136	6	269	117	131	6	254	117	131	6	64.20	74.40	3.60	2	1	82.80
13	Bellagantha	46.50	27	4	0	31	27	4	0	31	27	4	0	16.20	2.40	0.00	2	1	2.40
14	Belpahar	108.00	31	11	30	72	31	11	30	72	31	11	30	18.60	6.60	18.00	2	1	6.60
15	Bhadrak	1029.00	618	25	43	686	613	25	43	681	613	25	43	346.80	15.00	25.80	2	1	15.00
16	Bhanjanagar	100.50	14	53	0	67	14	53	0	67	14	53	0	8.40	31.80	0.00	2	1	31.80
17	Bhawaniapatna	682.50	299	113	43	455	280	110	40	430	280	110	40	163.20	64.20	23.40	2	1	67.80
18	Bhubaneswar	18.00	8	4	0	12	8	4	0	12	8	4	0	4.80	2.40	0.00	2	1	2.40
19	Binika	838.50	197	314	48	559	189	280	43	512	189	280	43	109.20	137.40	22.80	2	1	198.60
20	Biramitrapur	631.50	147	108	166	421	145	105	158	408	145	105	158	77.40	58.80	93.00	2	1	67.20
21	Brajarajnagar	82.50	16	25	14	55	16	25	14	55	16	25	14	9.60	15.00	8.40	2	1	15.00
22	Brajarajnagar	280.50	38	128	21	187	38	126	21	185	38	126	21	22.80	74.40	12.60	2	1	76.80
23	Buguda	97.50	58	7	0	65	57	7	0	64	57	7	0	34.20	4.20	0.00	2	1	4.20
24	Champua	135.00	40	22	28	90	40	22	28	90	40	22	28	21.60	10.80	13.80	2	1	15.60
25	Chhatrapur	13.50	8	1	0	9	8	1	0	9	8	1	0	4.80	0.60	0.00	2	1	0.60
26	Cuttack	202.50	65	70	0	135	65	66	0	131	65	66	0	39.00	39.60	0.00	2	1	39.60
27	Debagarh	295.50	54	79	64	197	53	79	63	195	53	79	63	31.20	47.40	35.40	2	1	47.40

Handwritten signature

28	Dhmanagar	1320.00	692	163	25	880	677	154	17	848	677	154	17	381.60	87.00	9.60	2	1	97.80
29	Digapahandi	18.00	9	3	0	12	9	3	0	12	9	3	0	5.40	1.80	0.00	2	1	1.80
30	Hirjilicut	151.50	69	32	0	101	69	32	0	101	69	32	0	41.40	19.20	0.00	2	1	19.20
31	Jaleshwar	438.00	138	35	119	292	138	30	101	269	138	30	101	82.20	17.40	60.00	2	1	18.60
32	Jatani	78.00	45	7	0	52	40	5	0	45	40	5	0	22.80	3.00	0.00	2	1	3.00
33	Jatani	423.00	182	100	0	282	148	14	0	162	148	14	0	82.80	7.80	0.00	2	1	9.00
34	Jharsuguda	82.50	15	13	27	55	9	12	27	48	9	12	27	5.40	7.20	16.20	2	1	7.20
35	Joda	103.50	19	22	28	69	17	21	27	65	17	21	27	10.20	12.60	16.20	2	1	12.60
36	Kabisuryanagar	292.50	141	54	0	195	128	46	0	174	128	46	0	76.80	27.60	0.00	2	1	27.60
37	Karanja	94.50	18	23	22	63	14	18	19	51	14	18	19	8.40	9.60	11.40	2	1	12.00
38	Karanja	93.00	13	16	33	62	13	11	30	54	13	11	30	7.80	6.00	17.40	2	1	7.20
39	Kendrapara	64.50	31	1	11	43	28	1	11	40	28	1	11	16.80	0.60	6.60	2	1	0.60
40	Kendujhar	1015.50	128	258	291	677	98	243	275	616	98	243	275	52.20	138.00	162.00	2	1	153.60
41	Kesinga	303.00	109	73	20	202	93	73	18	184	93	73	18	55.20	43.20	10.80	2	1	44.40
42	Khalikote	90.00	48	10	2	60	48	9	2	59	48	9	2	28.80	5.40	1.20	2	1	5.40
43	Kharlar	363.00	106	72	64	242	106	72	64	242	106	72	64	63.00	43.20	25.80	2	1	43.20
44	Kharlar Road	541.50	111	180	70	361	77	180	15	272	77	180	15	45.60	108.00	7.80	2	1	108.00
45	Kodala	165.00	87	23	0	110	87	23	0	110	87	23	0	52.20	13.80	0.00	2	1	13.80
46	Nilagiri	1044.00	200	173	323	696	195	153	290	638	195	153	290	114.00	88.80	168.00	2	1	94.80
47	Nuapara	24.00	13	1	2	16	11	0	2	13	11	0	2	6.00	0.00	1.20	2	1	0.00
48	Pattamundai	280.50	140	47	0	187	140	47	0	187	140	47	0	74.40	27.00	0.00	2	1	29.40
49	Polasara	142.50	50	45	0	95	50	45	0	95	50	45	0	30.00	27.00	0.00	2	1	27.00
50	Puri	2169.00	1386	40	20	1446	1320	40	9	1369	1320	40	9	646.20	24.00	4.20	2	1	24.00
51	Purusottampur	82.50	41	14	0	55	40	13	0	53	40	13	0	24.00	6.60	0.00	2	1	9.00
52	Rairangpur	246.00	131	15	18	164	129	14	15	158	129	14	15	75.60	8.40	9.00	2	1	8.40
53	Rairangpur	361.50	146	58	37	241	135	56	34	225	135	56	34	78.00	33.60	19.20	2	1	33.60
54	Rajagangapur	108.00	28	20	24	72	26	20	24	70	26	20	24	15.60	12.00	14.40	2	1	12.00
55	Rajagangapur	36.00	14	2	8	24	13	2	8	23	13	2	8	7.80	1.20	4.80	2	1	1.20
56	Rajagangapur	150.00	34	11	55	100	28	10	53	91	28	10	53	15.00	5.00	31.20	2	1	6.00
57	Rambha	160.50	50	57	0	107	49	56	0	105	49	56	0	28.20	33.60	0.00	2	1	33.60
58	Soro	150.00	82	17	1	100	81	17	0	98	81	17	0	46.80	8.40	0.00	2	1	12.00
59	Sundargarh	1533.00	421	143	458	1022	415	120	458	993	415	120	458	245.40	70.20	207.00	2	1	73.80

Handwritten signature or mark.

GFR 12-C

[(See Rule 239)]

FORM OF UTILIZATION CERTIFICATE (FOR STATE GOVERNEMENT)


(Where expenditure incurred by Govt. bodies only)


Sl No.	Govt Sanction Order No. and Date	Amount	Certified that out of Rs. 172,36,80,000/- (Rupees One Seventy Two Corers Thirty Six Lakh Eighty Thousand only) of grants sanctioned during the year 2021-22 in favour of Housing & Urban Development Department, Government of Odisha under the ministry Letter No. given in the margin and Nil on account of unspent balance of previous year, a sum of [Rs. 169,56,90,500/- (One Hundred Sixty-Nine Crore Fifty-Six Lakh Ninety Thousand Five Hundred only) (Central Share Rs. 127,17,66,000/- + State Share Rs. 42,39,24,500/-) has been utilized for construction of 123 projects (out of 123 projects) under Beneficiary Led Construction (BLC) vertical of Pradhan Mantri Awas Yojana (Housing for All - Urban) for which it was sanctioned and the Utilisation Certificate for the balance amount of Rs. 45,19,14,000/- remaining unutilized, at the end of June, 2022 will be submitted during this FY 2022-23.
1	NO.N-11011/52/2021-HFA -III-UD(CN 9119070) Dt: 28-02-2022	31,38,60,000	
2	NO.N-11011/52/2021-HFA -III-UD (CN 9119070) Dt: 28-02.2022	51,33,00,000	
3	NO.N-11011/52/2021-HFA -III-UD (CN 9119070) Dt: 28.02.2022	89,65,20,000	
	Total	172,36,80,000	

2. Certified that I have satisfied myself that the conditions on which the grants-in-aid was sanctioned have been duly fulfilled/ are being fulfilled and that I have exercised the following checks to see that the money was actually utilized for the purpose for which it was sanctioned.

Kinds of checks exercised

1. Field Verification by concerned Municipal Engineer
2. Monthly Progress Report received by concerned ULBs
3. Monthly Review conducted at State, District and ULB level
4. Verification of Geo-tag photographs for different stages of house


Signature
(Mission Director, OUHM)
Mission Director
Of the Urban Housing Mission


Signature
(Principal Secretary, H&UD Department)
Principal Secretary to Government
H & UD Department

Pradhan Mantri Awas Yojana – Housing for All (Urban) Mission Directorate
Format for Physical and Financial Progress of Projects Approved under the Mission

Name of State: ODISHA

Name of the State Nodal Agency: ODISHA URBAN HOUSING MISSION – AWAAS

Component I : Slum Rehabilitation in partnership with Private Sector

Sl. No.	Title of the project - Beneficiary Led Construction under PMAY-HFA(U), Odisha	No. of EWS houses approved	Approved Project Cost	Approved Gol Support	ACA Released	Funds utilized	
						Gol	(State Share+ ULB Share+ Beneficiary Contribution)
	NA	NA	NA	NA	NA	NA	NA

Component II : Affordable Housing In Partnership:

Sl. No.	Title of the project - Beneficiary Led Construction under PMAY-HFA(U), Odisha	No. of EWS houses approved	Approved Project Cost	Approved Gol Support	ACA Released	Funds utilized	
						Gol	(State Share+ ULB Share+ Beneficiary Contribution)
	NA	NA	NA	NA	NA	NA	NA

Component III: Subsidy for Individual Beneficiary for House construction/ enhancement
Financial Progress:

Sl. No.	Title of the project - Beneficiary Led Construction under PMAY-HFA(U), Odisha	No. of EWS houses approved	Approved Project Cost	Approved Gol Support	ACA Released	Funds utilized	
						Gol	Others
							(State Share+ ULB Share+ Beneficiary Contribution)
2	Anandpur	631	189300000	94650000	31920000	23620800	7873600
	Anugul	549	164700000	82350000	25800000	19092000	6364000
3	Asika	114	34200000	17100000	6420000	4750800	1583600
4	Athagad	423	126900000	63450000	21180000	15673200	5224400
5	Athmallik	21	6300000	3150000	1260000	932400	310800
6	Athmallik	153	45900000	22950000	9000000	6660000	2220000
7	Attabira	25	7500000	3750000	1440000	1065600	355200
8	Balangir	180	54000000	27000000	8580000	6349200	2116400
9	Balangir	215	64500000	32250000	11700000	8658000	2886000

(In Rs.)

10	Balangir	243	72900000	36450000	12540000	9279600	3093200
11	Baleshwar	716	214800000	107400000	36960000	27350400	9116800
12	Baliguda	290	87000000	43500000	15300000	11322000	3774000
13	Balimela	154	46200000	23100000	6240000	4617600	1539200
14	Balimela	957	287100000	143550000	51900000	38406000	12802000
15	Banapur	187	56100000	28050000	6360000	4706400	1568800
16	Barbil	82	24600000	12300000	4680000	3463200	1154400
17	Bargarh	122	36600000	18300000	7320000	5416800	1805600
18	Baripada	1112	333600000	166800000	62640000	46353600	15451200
19	Barpalli	117	35100000	17550000	6840000	5061600	1687200
20	Basudebpur	1213	363900000	181950000	68100000	50394000	16798000
21	Baudhgarh	269	80700000	40350000	14220000	10522800	3507600
22	Bellaguntha	31	9300000	4650000	1860000	1376400	458800
23	Belpahar	72	21600000	10800000	4320000	3196800	1065600
24	Bhadrak	686	205800000	102900000	38760000	28682400	9560800
25	Bhanjanagar	67	20100000	10050000	4020000	2974800	991600
26	Bhawanipatna	455	136500000	68250000	25080000	18559200	6186400
27	Bhuban	34	10200000	5100000	1860000	1376400	458800
28	Bhuban	672	201600000	100800000	36240000	26817600	8939200
29	Bhubaneswar	12	3600000	1800000	720000	532800	177600
30	Binika	559	167700000	83850000	26940000	19935600	6645200
31	Biramitrapur	421	126300000	63150000	22920000	16960800	5653600
32	Brajrajnagar	55	16500000	8250000	3300000	2442000	814000
33	Brajrajnagar	187	56100000	28050000	10980000	8125200	2708400
34	Buguda	65	19500000	9750000	3840000	2841600	947200
35	Champua	90	27000000	13500000	4620000	3418800	1139600
36	Chandballi	10	3000000	1500000	600000	444000	148000
37	Chhatrapur	9	2700000	1350000	540000	399600	133200
38	Chikiti	10	3000000	1500000	600000	444000	148000
39	Choudwar	188	56400000	28200000	9600000	7104000	2368000
40	Cuttack	135	40500000	20250000	7860000	5816400	1938800
41	Debagarh	197	59100000	29550000	11400000	8436000	2812000
42	Dhamnagar	880	264000000	132000000	47820000	35386800	11795600
43	Dharamgarh	14	4200000	2100000	780000	577200	192400
44	Dhenkanal	311	93300000	46650000	16500000	12210000	4070000
45	Digapahandi	12	3600000	1800000	720000	532800	177600
46	G. Udaygiri	192	57600000	28800000	10320000	7636800	2545600
47	Ganjam	7	2100000	1050000	420000	310800	103600
48	Gopalpur	44	13200000	6600000	2640000	1953600	651200
49	Gopalpur	58	17400000	8700000	3240000	2397600	799200
50	Gudari	121	36300000	18150000	6840000	5061600	1687200
51	Gunupur	739	221700000	110850000	36180000	26411400	8803800
52	Hindol	64	19200000	9600000	3720000	2752800	917600
53	Hinjilicut	101	30300000	15150000	6060000	4484400	1494800
54	Jagatsinghapur	81	24300000	12150000	4440000	3285600	1095200
55	Jaleshwar	292	87600000	43800000	15960000	11810400	3936800
56	Jatani	52	15600000	7800000	2580000	1909200	636400
57	Jatani	282	84600000	42300000	9060000	6704400	2234800

58	Jeypur	1359	407700000	203850000	59280000	43867200	14622400
59	Jharsuguda	55	16500000	8250000	2880000	2131200	710400
60	Joda	69	20700000	10350000	3900000	2886000	962000
61	Junagarh	162	48600000	24300000	8640000	6393600	2131200
62	Kabisurjanagar	195	58500000	29250000	10440000	7725600	2575200
63	Kamakshyanagar	79	23700000	11850000	4080000	3019200	1006400
64	Kamakshyanagar	213	63900000	31950000	11580000	8569200	2856400
65	Kantabanji	91	27300000	13650000	4920000	3640800	1213600
66	Karanjia	62	18600000	9300000	3120000	2308800	769600
67	Karanjia	63	18900000	9450000	2940000	2175600	725200
68	Kashinagar	14	4200000	2100000	840000	621600	207200
69	Kendrapara	43	13717000	6450000	2400000	1776000	592000
70	Kendujhar	677	203100000	101550000	35220000	25710600	8570200
71	Kesinga	202	60600000	30300000	10920000	8080800	2693600
72	Khalikote	60	18000000	9000000	3540000	2619600	873200
73	Khandapada	53	15900000	7950000	3120000	2308800	769600
74	Khariar	242	72600000	36300000	13200000	9768000	3256000
75	Khariar Road	361	108300000	54150000	16140000	11943600	3981200
76	Khordha	160	48000000	24000000	5220000	3862800	1287600
77	Khordha	512	153600000	76800000	16320000	12076800	4025600
78	Kochinda	74	22200000	11100000	4320000	3196800	1065600
79	Kodala	110	33000000	16500000	6600000	4884000	1628000
80	Konark	585	175500000	87750000	17100000	12654000	4218000
81	Koraput	522	156600000	78300000	28200000	20868000	6956000
82	Koraput	747	224100000	112050000	40860000	29827800	9942600
83	Kotpad	799	239700000	119850000	46500000	34410000	11470000
84	Malkangiri	48	14400000	7200000	2700000	1998000	666000
85	Malkangiri	1037	311100000	155550000	45960000	34010400	11336800
86	Nabarangapur	216	64800000	32400000	9840000	7281600	2427200
87	Nayagarh	106	31800000	15900000	5640000	4173600	1391200
88	Nilagiri	696	208800000	104400000	37080000	27439200	9146400
89	Nuapara	16	4800000	2400000	720000	590400	196800
90	Odagaon	4	1308000	600000	240000	204000	70500
91	Padmapur	49	14700000	7350000	2940000	2175600	725200
92	Paralakhemundi	34	10200000	5100000	1920000	1420800	473600
93	Patnagarh	156	46800000	23400000	8820000	6526800	2175600
94	Pattamundai	187	56100000	28050000	10140000	7503600	2501200
95	Phulbani	370	111000000	55500000	21240000	15717600	5239200
96	Pipli	295	88500000	44250000	13020000	9634800	3211600
97	Polasara	95	28500000	14250000	5700000	4218000	1406000
98	Puri	1446	433800000	216900000	67440000	49905600	16635200
99	Purushottampur	55	16500000	8250000	3060000	2264400	754800
100	Rairangpur	164	49200000	24600000	9300000	6882000	2294000
101	Rairangpur	241	72300000	36150000	13080000	9679200	3226400
102	Rajagangapur	24	7200000	3600000	1380000	1021200	340400
103	Rajagangapur	72	21600000	10800000	4200000	3108000	1036000
104	Rajagangapur	100	30000000	15000000	5220000	3862800	1287600
105	Rambha	107	32100000	16050000	6180000	4573200	1524400

106	Ranapur	80	26160000	12000000	4320000	3196800	1065600
107	Ranapur	364	119028000	54600000	18180000	13271400	4423800
108	Rayagada	122	36600000	18300000	6780000	5017200	1672400
109	Rayagada	325	97500000	48750000	15360000	11366400	3788800
110	Redhakhoh	244	73200000	36600000	11400000	8436000	2812000
111	Sonepur	101	30300000	15150000	5880000	4351200	1450400
112	Soro	100	30000000	15000000	5520000	4084800	1361600
113	Sunabeda	2342	702600000	351300000	126840000	91324800	30441600
114	Sundergarh	1022	306600000	153300000	52260000	38672400	12890800
115	Surada	23	6900000	3450000	1380000	1021200	340400
116	Talcher	174	52200000	26100000	10440000	7725600	2575200
117	Tarbha	15	4500000	2250000	840000	621600	207200
118	Titlagarh	90	27000000	13500000	5160000	3818400	1272800
119	Titlagarh	181	54300000	27150000	9420000	6970800	2323600
120	Tushura	17	5100000	2550000	1020000	754800	251600
121	Tushura	78	23400000	11700000	4560000	3374400	1124800
122	Udala	155	46500000	23250000	9120000	6748800	2249600
123	Umerkote	110	33000000	16500000	3360000	2486400	828800
	Total	33548	10077313000	5032200000	1723680000	1271766000	423924500

Component III: Subsidy for Individual Beneficiary for House construction/ enhancement
Physical progress

Sl No	ULB Name	Foundation	Lintel	Roof	Completed
1	Angul (M)	183	26	10	0
2	Athmallik (N)	0	0	0	0
3	Athmallik (N)	21	34	21	2
4	Talcher (M)	0	0	0	0
5	Balangir (M)	45	60	18	0
6	Balangir (M)	17	19	8	1
7	Balangir (M)	49	42	19	7
8	Kantabanjhi (N)	18	1	0	0
9	Patnagarh (N)	16	19	6	0
10	Tusura (N)	24	15	2	0
11	Tusura (N)	4	4	0	0
12	Titlagarh (M)	20	43	8	0
13	Titlagarh (M)	11	6	1	0
14	Balesore (M)	53	19	2	0
15	Jaleswar (M)	28	3	0	0
16	Nilagiri (N)	24	30	3	0
17	Soro (M)	0	0	0	0

18	Baragarh (M)	35	3	1	0
19	Padampur (N)	6	0	1	0
20	Barapalli (N)	23	3	0	0
21	Attabira (N)	7	7	11	0
22	Bhadrak (M)	203	156	16	1
23	Basudevpur (M)	523	255	85	0
24	Chandbali (N)	6	2	1	0
25	Dhamnagar (N)	102	102	17	0
26	Boudhgarh (N)	43	46	3	0
27	Athgarh (N)	178	15	0	0
28	Chodwar (M)	4	0	0	0
29	Cuttack (MC)	46	54	11	2
30	Deogarh (M)	92	63	8	6
31	Bhuban (N)	170	234	13	0
32	Bhuban (N)	9	3	0	0
33	Dhenkanal (M)	26	10	7	0
34	Kamakhyanager (N)	42	25	34	0
35	Kamakhyanager (N)	6	6	12	0
36	Hindol (N)	1	0	0	0
37	Paralakhemundi	5	7	3	0
38	Kashinagar (N)	1	3	2	0
39	Aska (N)	14	30	18	12
40	Belaguntha (N)	5	9	7	1
41	Bhanjanagar (N)	0	0	0	0
42	Buguda (N)	5	16	24	4
43	Chatrapur (N)	2	4	0	0
44	Chikiti (N)	0	4	1	0
45	Digapahandi (N)	2	4	3	0
46	Ganjam (N)	2	3	2	0
47	Gopalpur (N)	0	0	0	0
48	Gopalpur (N)	8	8	1	0
49	Hinjilcut (N)	24	29	22	0
50	Kavisuryanager (N)	20	28	5	3
51	Khallikot (N)	13	17	4	0
52	Kodala (N)	19	39	22	4
53	Polosara (N)	16	42	9	0
54	Purusottampur (N)	10	26	7	1
55	Rambha (N)	11	15	4	0
56	Soroda (N)	3	12	4	2
57	Jagatsinghpur (M)	36	9	2	0


58	Belpahar (M)	32	9	1	0
59	Brajaraj nagar(M)	3	4	0	0
60	Brajaraj nagar(M)	6	3	0	0
61	Jharsuguda (M)	21	2	0	0
62	Bhawanipatna (M)	261	47	2	0
63	Junagarh (N)	33	32	29	0
64	Dharmagarh (N)	5	3	3	0
65	Kesinga (N)	90	31	3	0
66	Baliguda (N)	67	87	6	0
67	G. Udayagiri (N)	35	14	0	0
68	Phulbani (M)	6	0	0	0
69	Kendrapada (M)	1	0	8	0
70	Pattamundai (M)	17	30	18	11
71	Anandapur (M)	2	0	0	0
72	Barbil (M)	25	10	3	0
73	Champua (N)	36	8	2	0
74	Joda (M)	15	10	1	0
75	Keonjhar garh (M)	10	6	2	0
76	Bhubaneswar (MC)	3	1	3	0
77	Banapur (N)	55	25	0	0
78	Jatni (M)	7	5	0	0
79	Jatni (M)	4	13	0	0
80	Khurda (M)	17	0	0	0
81	Khurda (M)	4	0	0	0
82	Jeypore (M)	381	80	61	0
83	Koraput (M)	238	168	32	23
84	Koraput (M)	63	6	0	1
85	Kotpad (N)	200	130	19	0
86	Sunabeda (M)	524	290	63	0
87	Malkangiri (M)	18	9	0	0
88	Malkangiri (M)	43	8	1	0
89	Balimela (N)	20	10	0	0
90	Balimela (N)	56	0	0	0
91	Baripada (M)	242	48	7	0
92	Karanjia (N)	16	6	5	1
93	Karanjia (N)	14	7	2	0
94	Rairangpur (M)	60	83	18	0
95	Rairangpur (M)	24	97	49	3
96	Udala (N)	12	68	27	9
97	Khandapara (N)	2	3	0	0

98	Ranpur (N)	26	0	0	0
99	Ranpur (N)	0	0	0	0
100	Nayagarh (N)	33	12	3	0
101	Odagaon	2	1	0	0
102	Nawarangpur (M)	40	21	23	6
103	Umerkote (M)	18	44	16	9
104	Khariar (N)	128	48	0	0
105	Khariar Road (N)	0	0	0	0
106	Nuapada (N)	1	0	0	0
107	Konark (N)	22	46	4	1
108	Pipili (N)	47	12	0	0
109	Puri (M)	85	91	55	7
110	Gudari (N)	78	21	4	0
111	Gunupur (N)	270	29	17	0
112	Rayagada (M)	59	18	0	0
113	Rayagada (M)	136	17	0	0
114	Kuchinda (N)	21	19	4	2
115	Redhakhol (N)	22	15	5	3
116	Binika (N)	157	88	10	0
117	Sonepur (M)	3	8	7	2
118	Tarva (N)	0	0	0	0
119	Biramitrapur (M)	60	20	0	0
120	Rajgangpur (M)	9	10	2	1
121	Rajgangpur (M)	18	25	8	2
122	Rajgangpur (M)	43	35	5	1
123	Sundargarh (M)	201	60	43	18
	Total	6378	3603	1029	146

Undertaking :

This is to certify that the beneficiaries covered under the above-mentioned project have not been extended any benefits under remaining other components of the Mission.


 Signature
 (Mission Director, OUHM)
 Mission Director
 Office Urban Housing Mission


 Signature
 (Principal Secretary, H&UD Department)
 Principal Secretary to Government
 H & UD Department

G-20022/10/2017-HFA-III/E.No. 9043715
Government of India Ministry of Housing & Urban Affairs
HFA-III Directorate

Dated:-13-Jan-2023

To

The Asstt Accounts Officer, PAO (Sectt),

Ministry of Housing & Urban Affairs

Nirman Bhawan, New Delhi-110011

Subject : Forwarding of Utilization Certificates received from State Govt. of Odisha under Pradhan Mantri Awas Yojana (Urban)

Sir,

I am directed to forward herewith a copy of utilisation certificate(s) for Rs 18,503.08 lakh received from State Government of Odisha in r/o Central Assistance Released by the Ministry under PMAY-U. The details of the utilisation certificates are as under :-

S.No	Sanction No./FTS	Date	Amount Released (₹ in Lakh)	UC Received (₹ in Lakh)	Unspent Balance (₹ in Lakh)
1.	N-11012/52/2022-HFA-III-UD (9137987)	22-Sep-2022	6,626.46	6,626.46	-
2.	N-11012/52/2022-HFA-III-UD (9137987)	20-Sep-2022	8,098.6	8,098.6	-
3.	N-11012/52/2022-HFA-III-UD (9137987)	20-Sep-2022	3,778.02	3,778.02	-
Total			18,503.08	18,503.08	-

2. It is requested that the UC(S) for Rs. 18,503.08 lakh may be taken into record and the same may be deducted from pending UCs w.r.t the above sanctions against the State Govt. of Odisha

Encl : As above.




(Krishan Pal)

S.O. (HFA-II)

Tel :- 23061519

Copy to :

1. US (HFA- ) for further necessary action for release of next installment(s).
2. Deputy Chief (MIS)- for necessary entries.

