

PAO(Sectt.)/HUA/Admin/Advice/2022-23/1788

GOVERNMENT OF INDIA

PAO(Sectt.), M/o Housing & Urban Affairs

507-C(wing), Nirman Bhawan, New Delhi

Telephone No: 23062664 Fax No: 23062664

To,
The General Manager,
Reserve Bank of India,
Central Accounts Section,
Additional Office Building,
East High Court Road,
NAGPUR - 440 001

Code No:	707
Advice No:	613
Advice Date:	03/02/2023

Sir,

Please debit our account with Rs. **16,36,67,100/-** (**Sixteen Crore Thirty Six Lakh Sixty Seven Thousand One Hundred Only.**) by contra credit to the following accounts of the Governments with the amounts mentioned against each:

Month and Year of Accounts: **February, 2023**

The Amount to be Settled: **February, 2023**

Sl.No.	Name of the State	State Code	Scheme Code	Amount	Sanction No. and Date
1	TAMIL NADU	108	1989-STATE AND UT GRANTS UNDER PMAY (URBAN)	16,36,67,100	N-11015/12/2017-HFA II SECTION-MHUPA (FTS-9023957) dated 02/02/2023
GRAND TOTAL:				16,36,67,100	

Signature of the authorized official


(Anthony Kujur)

Sr.Accounts Officer

1. O/o the Accountant General (A&E) I, Tamil Nadu, No 361, Anna Salai, Teynampet, Chennai -600018
2. Sh. B. K. Mandal, US (HFA-V Division), M/o HUA, Nirman Bhawan, New Delhi.

① AO - HFA

② Mon - Cell BN Das
14/2/23

③ MIS - HFA


13/2/23

Government of India
Ministry of Housing and Urban Affairs
(HFA-V Division)

Room No.3, Technical Cell, Gate No.7,
Nirman Bhawan, New Delhi-110011

Dated: 02.02.2023

To

The Pay & Accounts Officer (Sectt.),
Ministry of Housing and Urban Affairs,
Nirman Bhawan, New Delhi-110011

Sub: **Release of Rs. 1636.671 lakh to State Govt. of Tamil Nadu as 2nd & final instalment of Central Assistance for FY 2018-19, final instalment of Central Assistance for FYs 2019-20, 2020-21 & 2021-22 for SLTC/CLTCs and 1st instalment of Central Assistance for SLTC and 32 CLTCs for FY 2022-23 under PMAY-U Mission - reg.**

Sir,

I am directed to convey the sanction of the Competent Authority to release an amount of **Rs. 16,36,67,100/- (Rupees Sixteen Crore Thirty Six Lakh Sixty Seven Thousand and One Hundred only)** to State Govt. of Tamil Nadu as 2nd & final instalment of Central Assistance for FY 2018-19, final instalment of Central Assistance for FYs 2019-20, 2020-21 & 2021-22 for SLTC/CLTCs and 1st instalment of Central Assistance for SLTC with 12 Specialists and 32 CLTCs with 125 Specialists for FY 2022-23 under Pradhan Mantri Awas Yojana - Urban (PMAY-U) Mission. Details are enclosed at **Annexure-I to X** and also as under:

(Rs. in lakh)

S. No.	Items	Total Expenditure incurred by the State	Admissible expenditure as per CB norms	Admissible Central Assistance (75%)	Funds already released as 1 st instalment of Central Assistance	Funds being released in this sanction
	2 nd & final instalment of Central Assistance for SLTC with 8 Specialists for FY 2018-19	46.78	46.78	35.085	13.50	21.585
i	2 nd & final instalment of Central Assistance for 32 CLTCs with 82 Specialists for FY 2018-19	393.02	370.23	277.671	149.85	127.821
Sub-total						149.406



ii	Final instalment of Central Assistance for SLTC with 8 Specialists for FY 2019-20	58.39	58.39	43.792	--	43.792
	Final instalment of Central Assistance for 33 CLTCs with 90 Specialists for FY 2019-20	416.35	395.36	296.518	--	296.518
Sub-total						340.310
iii	Final instalment of Central Assistance for SLTC with 10 Specialists for FY 2020-21	65.01	65.01	48.764	--	48.764
	Final instalment of Central Assistance for 33 CLTCs with 112 Specialists for FY 2020-21	483.94	459.46	344.595	--	344.595
Sub-total						393.359
iv	Final instalment of Central Assistance for SLTC with 10 Specialist for FY 2021-22	75.32	75.32	56.491	--	56.491
	Final instalment of Central Assistance for 33 CLTCs with 111 Specialists for FY 2021-22	499.30	476.17	357.130	--	357.130
Sub-total						413.621
v	1 st instalment of Central Assistance (50%) for SLTC with 12 Specialists for FY 2022-23	--	115.20	86.400	--	43.200
	1 st instalment of Central Assistance (50%) for 32 CLTCs with 125 Specialists for FY 2022-23	--	791.40	593.550	--	296.775
Sub-total						339.975
Total		2038.11	2853.32	2139.996	163.35	1636.671

2. Earlier, fund of Rs. 395.325 lakh was released to State Govt. of Tamil Nadu as final instalment of Central Assistance for SLTC/CLTCs for FYs 2016-17 & 2017-18 and 1st instalment of Central Assistance for SLTC/CLTCs for FY 2018-19 under PMAY-U Mission vide sanction letter of even number dated 13.11.2018. The State Govt. has submitted the Utilization Certificate (UC) of entire amount against the said release, which is attached herewith.

3. The above grant is subject to the following conditions:

- i. PMAY-U being a Centrally Sponsored Scheme (CSS), the State Govt. should strictly follow the revised procedure of fund flow as per O.M. No. 1(13) PFMS/FCD/2020 dated 23rd March 2021 issued by Department of Expenditure, Ministry of Finance, Government of India and subsequent instructions issued in this regard. These instructions have been made effective from 1st July 2021 which inter-alia provides that
 - a. The State Govt. will transfer the Central Assistance to the designated Single Nodal Agency (SNA) within a period of 21 days of its receipt. Corresponding State share should be released as early as possible and not later than 40 days of release of the Central share. The Central share shall not be diverted to the Personal Deposit (PD) account or any other account by the State Govt. State Govt./SNA/ Implementing Agencies (IAs) shall not transfer scheme-related funds to anyother bank account, except for actual payments under the scheme.
 - b. Central Assistance along with State share are to be kept by the Nodal Agency in the Single Nodal Account (SNA) opened in a Scheduled Commercial Bank for the purpose and the same is mapped in PFMS. The nodal agency will allocate drawing limits to IAs having zero balance subsidiary accounts duly mapped in PFMS and linked to SNA account for drawal of funds on real time basis from the Single Nodal Account.
 - c. The nodal agency shall ensure that the interest earned from the funds released, should be mandatorily remitted to respective consolidated funds on pro-rata basis in terms of rule 230(8) of GFR 2017.
 - d. SNAs and IAs will mandatorily use the DBT/EAT module of PFMS or integrate their systems with the PFMS to ensure that information on PFMS is updated by each IA at least once every day.
 - e. SNA will keep all the funds received in the Single Nodal Account only and shall not divert the same to Fixed Deposits/Flexi-Account/Multi-Option Deposit Account/Corporate Liquid Term Deposit (CLTD) Account etc.
 - f. Further releases under the scheme will be made only after transfer of entire Central Assistance released till date along with corresponding State share in the SNA account.
- ii. The State will comply with the terms and conditions stipulated in the guidelines, CSMC directions and instructions issued by this Ministry.
- iii. The State will utilize the sanctioned grant for the purpose for which it is released. The Govt. of Uttarakhand/Nodal Agency shall furnish physical and financial progress reports every quarter.
- iv. The State will furnish the Expenditure Statement/UC as per GFR 2017 along with the details of Specialists engaged subject to financial norms approved by 1st CSMC as well as adherence to scheme guidelines.



- v. Further installment of funds will be considered on receipt of expenditure statement/UC from the State Govt. along with details of specialists engaged subject to financial norms
- vi. approved by 1st CSMC as well as adherence to scheme guidelines, furnishing clarifications/supporting documents and submission of pending UCs under RAY, if any.
- vii. The State Govt./Nodal Agency shall strictly monitor the progress of the preparatory work. All bills/voucher etc. should be safely kept at SLNA level for future audit and other references.
- viii. The amount of Central Assistance approved will form a part of capacity building plan of the State under PMAY-U mission.
- ix. Transfer of funds to different entities, if any may be made through PFMS, as applicable and where there is an element of cash transfer to individuals, the same may be made through DBT/EAT module of PFMS mode, as applicable.

4. The expenditure involved is debit to the following Head of Account under Demand No. 60 of Ministry of Housing and Urban Affairs for the year 2022-23.

Major Head	3601	Grants-in-aid to State Governments
Sub-Major Head	06	Centrally Sponsored Scheme
Minor Head	101	Central Assistance/Share
Sub Head	31	Pradhan Mantri Awas Yojana (Urban)
Detailed Head	01	Assistance to State Govts.
Object Head	31.01.31	Grants-in-Aid-General


5. The amount will be credited to the State Government's Account at Reserve Bank of India, CAS, Nagpur as per procedure laid down by Ministry of Finance, Department of Expenditure in this regard.

6. As per rule 236(1) of GFR, 2017, the relevant accounts of the Grantee Institution(s)/Organisation(s) shall be open to inspection by the sanctioning authority and audit, both by the Comptroller and Auditor General of India under the provision of CAG (DPC) Act 1971 and internal audit by the Principal Accounts Office of the Ministry or Department, whenever the Institution or Organisation is called upon to do so.

7. This issues with the concurrence of the Integrated Finance Division vide **Notes # 77-79 of even number dated 23.11.2022.**

8. The sanction has been registered at **S. No. 350** of the Grants-in-Aid Register of the HFA Division for the year 2022-23.

Yours faithfully,



(B.K. Mandal)

Under Secretary to the Govt. of India
Tel.: 011-23063285

Encl.: As above.

Copy to:

1. Principal Secretary, Housing and Urban Development Department, Govt. of Tamil Nadu, Fort St. George, Chennai-600009
2. Accountant General (A&E), Tamil Nadu
3. Reserve Bank of India, CAS, Nagpur
4. NITI Aayog, SP Divn./FR Divn., Sansad Marg, New Delhi-1100014
5. Dir. (HFA-III & V), MoHUA
6. Dir. (IFD), MoHUA
7. DS (Budget), MoHUA
8. Section Officer (Admn-II), MoHUA, Nirman Bhawan, New Delhi
9. PMU (MIS), HFA Directorate
10. Dy. Chief (MIS), HFA Directorate may place this sanction at appropriate place on the website of the Ministry.
11. Sanction folder



(B.K. Mandal)

Under Secretary to the Govt. of India

Details of SLTC for FY 2018-19 in respect of State of Tamil Nadu

(Amount in Rs.)

S. No.	Designation of Specialists	Educational Qualification	Date of Joining	Date of Resgination	No. of completed months for which Specialists have worked	Salary per month paid by the State	Admissible Salary per month as per CB norms	Salary for broken months	Salary for completed months as per CB norms	Total expdnditure as per CB norms	Total expenditure incurred by the State	Total admissible expenditure as per CB norms	Admissible Central Assistance(75%)	
1	MIS Specialist	Post Graduate	23.12.2011	-	12	50,000	85,000	-	10,20,000	10,20,000	6,67,000	6,67,000	5,00,250	
2	TP Specialist	Post Graduate	22.08.2012	-	12	50,000	85,000	-	10,20,000	10,20,000	6,61,000	6,61,000	4,95,750	
3	GIS Specialist	Graduate	05.09.2012	-	12	50,000	70,000	-	8,40,000	8,40,000	6,36,000	6,36,000	4,77,000	
4	Project officer	Post Graduate	15.08.2012	-	12	50,000	85,000	-	10,20,000	10,20,000	6,70,000	6,70,000	5,02,500	
5	Housing Finance and Policy Specialist	Post Graduate	04.06.2018	-	9	25,000	85,000	76,500	7,65,000	7,65,000	2,44,000	2,44,000	1,83,000	
6	Municipal Engineer	Post Graduate	05.05.2017	-	12	50,000	85,000	-	10,20,000	10,20,000	6,00,000	6,00,000	4,50,000	
7	Municipal Engineer	Graduate	03.05.2017	-	12	50,000	70,000	-	8,40,000	8,40,000	6,00,000	6,00,000	4,50,000	
8	Municipal Engineer	Post Graduate	03.05.2017	-	12	50,000	85,000	-	10,20,000	10,20,000	6,00,000	6,00,000	4,50,000	
Total									76,500	75,45,000	75,45,000	46,78,000	46,78,000	35,08,500

Admissible Central Assistance for SLTC for FY 2018-19=
 Funds already released as 1st instalment of Central Assistance for SLTC for FY 2018-19=
 Funds being as 2nd and final instalment of Central Assistance for SLTC for FY 2018-19=

Rs. 35,08,500/-
 Rs. 13,50,000/-
 Rs. 21,58,500/-

Details of CLTCs for FY 2018-19 in respect of State of Tamil Nadu

(Amount in Rs.)

S. No.	Clusuter/City Name	Urban Population	Designation of Specialists	Educational Qualification	Date of Joining	Date of Resgination	No. of completed months for which Specialists have worked	Salary per month paid by the State	Admissibl e Salary per month as per CB norms	Salary for broken months	Salary for completed months as per CB norms	Total expndnditure as per CB norms	Total expenditure incurred by the State	Total admissible expenditure as per CB norms	Admissible Central Assistance (75%)
1	Chennai	61,53,208	MIS Specialist	Post Graduate	28.05.2018	-	10	25,000	70,000	9,032	7,00,000	7,09,032	2,67,700	2,67,700	2,00,775
2			Municipal Engineer	Graduate	26.04.2017	-	12	50,000	50,000	-	6,00,000	6,00,000	6,00,000	6,00,000	4,50,000
3			Municipal Engineer	Graduate	02.05.2017	-	12	50,000	50,000	-	6,00,000	6,00,000	6,00,000	6,00,000	4,50,000
4			Municipal Engineer	Post Graduate	26.04.2017	-	12	50,000	70,000	-	8,40,000	8,40,000	6,00,000	6,00,000	4,50,000
5			Municipal Engineer	Graduate	04.05.2017	-	12	50,000	50,000	-	6,00,000	6,00,000	6,00,000	6,00,000	4,50,000
6			Municipal Engineer	Graduate	05.05.2017	-	12	50,000	50,000	-	6,00,000	6,00,000	6,00,000	6,00,000	4,50,000
7			Town Planning Specialist	Post Graduate	15.07.2009	-	12	50,000	70,000	-	8,40,000	8,40,000	2,12,581	2,12,581	1,59,436
8			Municipal Engineer	Graduate	02.05.2017	-	12	50,000	50,000	-	6,00,000	6,00,000	6,00,000	6,00,000	4,50,000
9	Kancheepuram	14,63,070	Capacity building Institutional strengthening	Graduate	11.08.2017	-	12	25,000	50,000	-	6,00,000	6,00,000	2,98,218	2,98,218	2,23,664
10			Municipal Engineer	Graduate	02.05.2017	-	12	35,000	50,000	-	6,00,000	6,00,000	4,20,000	4,20,000	3,15,000
11			Municipal Engineer	Graduate	02.05.2017	-	12	35,000	50,000	-	6,00,000	6,00,000	4,20,000	4,20,000	3,15,000
12			Municipal Engineer	Graduate	01.07.2019	-	12	35,000	50,000	-	6,00,000	6,00,000	4,20,000	4,20,000	3,15,000
13	Tiruvallur	7,79,260	Municipal Engineer	Post Graduate	28.04.2017	-	12	50,000	60,000	-	7,20,000	7,20,000	6,00,000	6,00,000	4,50,000
14			Municipal Engineer	Graduate	04.05.2017	-	12	50,000	40,000	-	4,80,000	4,80,000	6,00,000	4,80,000	3,60,000
15	Madurai	12,77,919	GIS Specialist	Post Graduate	22.08.2012	-	12	50,000	70,000	-	8,40,000	8,40,000	4,95,054	4,95,054	3,71,291
16			MIS Specialist	Post Graduate	17.08.2017	-	12	25,000	70,000	-	8,40,000	8,40,000	2,45,622	2,45,622	1,84,217
17			Town Planning Specialist	Post Graduate	05.09.2012	-	12	50,000	70,000	-	8,40,000	8,40,000	4,86,775	4,86,775	3,65,081
18	Dindigul	7,00,387	MIS Specialist	Graduate	15.09.2017	-	12	25,000	40,000	-	4,80,000	4,80,000	3,02,447	3,02,447	2,26,835
19			Municipal Engineer	Post Graduate	26.04.2017	-	12	50,000	60,000	-	7,20,000	7,20,000	6,00,000	6,00,000	4,50,000
20			Municipal Engineer	Post Graduate	26.04.2017	-	12	50,000	60,000	-	7,20,000	7,20,000	6,00,000	6,00,000	4,50,000

21	Ramanathapuram	3,44,175	MIS Specialist	Post Graduate	15.09.2017	-	12	25,000	45,000	-	5,40,000	5,40,000	3,02,447	3,02,447	2,26,835
22			Municipal Engineer	Graduate	05.05.2017	-	12	50,000	35,000	-	4,20,000	4,20,000	6,00,000	4,20,000	3,15,000
23			Municipal Engineer	Post Graduate	26.04.2017	-	12	50,000	45,000	-	5,40,000	5,40,000	6,00,000	5,40,000	4,05,000
24	Sivagangai	3,86,309	Municipal Engineer	Graduate	28.04.2017	-	12	35,000	35,000	-	4,20,000	4,20,000	4,20,000	4,20,000	3,15,000
25			Municipal Engineer	Graduate	26.04.2017	-	12	40,000	35,000	-	4,20,000	4,20,000	4,80,000	4,20,000	3,15,000
26	Theni	6,70,481	Capacity building Institutional strengthening	Post Graduate	09.08.2017	-	12	25,000	60,000	-	7,20,000	7,20,000	3,05,623	3,05,623	2,29,217
27			Municipal Engineer	Graduate	26.04.2017	-	12	50,000	40,000	-	4,80,000	4,80,000	6,00,000	4,80,000	3,60,000
28			Municipal Engineer	Graduate	02.05.2017	-	12	50,000	40,000	-	4,80,000	4,80,000	6,00,000	4,80,000	3,60,000
29	Coimbatore-1	15,60,484	GIS Specialist	Post Graduate	27.08.2012	-	12	50,000	70,000	-	8,40,000	8,40,000	6,33,491	6,33,491	4,75,118
30			MIS Specialist	Graduate	11.08.2017	-	12	25,000	50,000	-	6,00,000	6,00,000	2,98,387	2,98,387	2,23,790
31			Municipal Engineer	Post Graduate	05.05.2017	-	12	50,000	70,000	-	8,40,000	8,40,000	6,00,000	6,00,000	4,50,000
32			Municipal Engineer	Graduate	05.05.2017	-	12	50,000	50,000	-	6,00,000	6,00,000	6,00,000	6,00,000	4,50,000
33	Coimbatore-2	8,51,621	Capacity building Institutional strengthening	Post Graduate	10.08.2017	-	12	25,000	60,000	-	7,20,000	7,20,000	1,95,960	1,95,960	1,46,970
34			MIS Specialist	Post Graduate	15.09.2017	-	12	25,000	60,000	-	7,20,000	7,20,000	3,02,447	3,02,447	2,26,835
35			Municipal Engineer	Graduate	02.05.2017	-	12	50,000	40,000	-	4,80,000	4,80,000	6,00,000	4,80,000	3,60,000
36			Municipal Engineer	Post Graduate	02.05.2017	-	12	50,000	60,000	-	7,20,000	7,20,000	6,00,000	6,00,000	4,50,000
37	Tiruppur	10,59,347	Municipal Engineer	Graduate	04.05.2017	-	12	40,000	50,000	-	6,00,000	6,00,000	4,80,000	4,80,000	3,60,000
38			Municipal Engineer	Graduate	26.04.2017	-	12	40,000	50,000	-	6,00,000	6,00,000	4,80,000	4,80,000	3,60,000
39			Municipal Engineer	Graduate	03.09.2017	-	12	40,000	50,000	-	6,00,000	6,00,000	4,80,000	4,80,000	3,60,000
40	Erode	10,86,954	Municipal Engineer	Graduate	26.04.2017	-	12	50,000	50,000	-	6,00,000	6,00,000	6,00,000	6,00,000	4,50,000
41			Municipal Engineer	Graduate	02.05.2017	-	12	50,000	50,000	-	6,00,000	6,00,000	6,00,000	6,00,000	4,50,000
42	Nilgiris	4,20,365	Capacity building Institutional strengthening	Post Graduate	17.09.2017	-	12	25,000	45,000	-	5,40,000	5,40,000	3,02,447	3,02,447	2,26,835
43	Trichy	12,05,296	GIS Specialist	Post Graduate	12.03.2014	-	12	50,000	70,000	-	8,40,000	8,40,000	6,29,199	6,29,199	4,71,899
44			MIS Specialist	Post Graduate	09.08.2017	-	12	25,000	70,000	-	8,40,000	8,40,000	3,05,623	3,05,623	2,29,217
45			Municipal Engineer	Graduate	15.09.2017	-	12	40,000	50,000	-	6,00,000	6,00,000	4,80,000	4,80,000	3,60,000

46			Municipal Engineer	Graduate	28.04.2017	-	12	40,000	50,000	-	6,00,000	6,00,000	4,80,000	4,80,000	3,60,000
47			Municipal Engineer	Post Graduate	04.05.2017	-	12	35,000	70,000	-	8,40,000	8,40,000	4,20,000	4,20,000	3,15,000
48	Thanjavur	7,38,081	MIS Specialist	Post Graduate	15.09.2017	-	12	25,000	60,000	-	7,20,000	7,20,000	3,02,447	3,02,447	2,26,835
49			Municipal Engineer	Graduate	26.04.2017	-	12	35,000	40,000	-	4,80,000	4,80,000	4,20,000	4,20,000	3,15,000
50			Municipal Engineer	Graduate	03.09.2017	-	12	35,000	40,000	-	4,80,000	4,80,000	4,20,000	4,20,000	3,15,000
51	Cuddalore	7,00,050	Municipal Engineer	Graduate	02.05.2017	-	12	50,000	40,000	-	4,80,000	4,80,000	6,00,000	4,80,000	3,60,000
52			Municipal Engineer	Post Graduate	26.04.2017	-	12	50,000	60,000	-	7,20,000	7,20,000	6,00,000	6,00,000	4,50,000
53			Municipal Engineer	Graduate	02-05-2017	-	12	35,000	40,000	-	4,80,000	4,80,000	4,20,000	4,20,000	3,15,000
54	Villupuram	4,98,234	Municipal Engineer	Graduate	05.05.2017	-	12	50,000	35,000	-	4,20,000	4,20,000	6,00,000	4,20,000	3,15,000
55			Municipal Engineer	Graduate	05.05.2017	-	12	35,000	35,000	-	4,20,000	4,20,000	4,20,000	4,20,000	3,15,000
56	Perambalur	97,163	Municipal Engineer	Post Graduate	28.04.2017	-	12	35,000	45,000	-	5,40,000	5,40,000	4,20,000	4,20,000	3,15,000
57			Municipal Engineer	Post Graduate	28.04.2017	-	12	35,000	45,000	-	5,40,000	5,40,000	4,20,000	4,20,000	3,15,000
58	Ariyalur	83,794	Municipal Engineer	Graduate	05.05.2017	-	12	50,000	35,000	-	4,20,000	4,20,000	6,00,000	4,20,000	3,15,000
59	Nagapattinam	3,55,162	Municipal Engineer	Graduate	04.05.2017	-	12	50,000	35,000	-	4,20,000	4,20,000	6,00,000	4,20,000	3,15,000
60	Karur	3,73,686	Municipal Engineer	Graduate	02.05.2017	-	12	50,000	35,000	-	4,20,000	4,20,000	6,00,000	4,20,000	3,15,000
61			Municipal Engineer	Graduate	03.05.2017	-	12	50,000	35,000	-	4,20,000	4,20,000	6,00,000	4,20,000	3,15,000
62	Pudukottai	2,51,118	Municipal Engineer	Graduate	28.06.2017	-	12	50,000	35,000	-	4,20,000	4,20,000	6,00,000	4,20,000	3,15,000
63	Thiruvavur	2,57,795	Municipal Engineer	Graduate	05.05.2017	-	12	50,000	35,000	-	4,20,000	4,20,000	6,00,000	4,20,000	3,15,000
64	Salem	15,22,299	GIS Specialist	Post Graduate	03.09.2012	-	12	50,000	70,000	-	8,40,000	8,40,000	6,33,810	6,33,810	4,75,358
65			MIS Specialist	Post Graduate	08.08.2017	-	12	25,000	70,000	-	8,40,000	8,40,000	3,01,600	3,01,600	2,26,200
66			Municipal Engineer	Graduate	03.05.2017	-	12	40,000	50,000	-	6,00,000	6,00,000	4,80,000	4,80,000	3,60,000
67			Municipal Engineer	Graduate	28.04.2017	-	12	40,000	50,000	-	6,00,000	6,00,000	4,80,000	4,80,000	3,60,000
68	Vellore	13,49,696	Municipal Engineer	Graduate	26.04.2017	-	12	40,000	50,000	-	6,00,000	6,00,000	4,80,000	4,80,000	3,60,000
69			Municipal Engineer	Graduate	05.05.2017	-	12	40,000	50,000	-	6,00,000	6,00,000	4,80,000	4,80,000	3,60,000
70	Dharmapuri	2,16,313	Municipal Engineer	Graduate	28.04.2017	-	12	40,000	35,000	-	4,20,000	4,20,000	4,80,000	4,20,000	3,15,000

[Handwritten signature]

71	Krishnagiri	2,85,512	Municipal Engineer	Post Graduate	28.04.2017	-	12	35,000	45,000	-	5,40,000	5,40,000	4,20,000	4,20,000	3,15,000
72	Namakkal	5,75,844	Municipal Engineer	Graduate	03.05.2017	-	12	40,000	40,000	-	4,80,000	4,80,000	4,80,000	4,80,000	3,60,000
73			Municipal Engineer	Graduate	28.04.2017	-	12	40,000	40,000	-	4,80,000	4,80,000	4,80,000	4,80,000	3,60,000
74	Thiruvannamalai	4,25,708	Municipal Engineer	Graduate	28.04.2017	-	12	40,000	35,000	-	4,20,000	4,20,000	4,80,000	4,20,000	3,15,000
75	Tirunelveli	14,53,566	GIS Specialist	Post Graduate	29.08.2012	-	12	50,000	70,000	-	8,40,000	8,40,000	6,21,600	6,21,600	4,66,200
76			MIS Specialist	Post Graduate	11.08.2017	-	12	25,000	70,000	-	8,40,000	8,40,000	3,03,400	3,03,400	2,27,550
77			Municipal Engineer	Post Graduate	05.05.2017	-	12	40,000	70,000	-	8,40,000	8,40,000	4,80,000	4,80,000	3,60,000
78			Municipal Engineer	Post Graduate	27.04.2017	-	12	35,000	70,000	-	8,40,000	8,40,000	4,20,000	4,20,000	3,15,000
79			Municipal Engineer	Post Graduate	26.04.2017	-	12	35,000	70,000	-	8,40,000	8,40,000	4,20,000	4,20,000	3,15,000
80	Tuticorin	6,22,475	MIS Specialist	Graduate	15.09.2017	-	12	25,000	40,000	-	4,80,000	4,80,000	2,93,334	2,93,334	2,20,001
81	Kanyakumari	12,04,899	MIS Specialist	Graduate	07.12.2017	-	12	25,000	50,000	-	6,00,000	6,00,000	3,02,600	3,02,600	2,26,950
82			Municipal Engineer	Graduate	28.06.2017	-	12	40,000	50,000	-	6,00,000	6,00,000	4,80,000	4,80,000	3,60,000
Total	32	2,89,70,271	82	-	-	-	-	-	-	9,032	5,03,20,000	5,03,29,032	3,93,02,812	3,70,22,812	27767109 (Say Rs. 277.671 lakh)

Admissible Central Assistance for CLTCs for FY 2018-19=
Funds already released as 1st instalment of Central Assistance for CLTCs for FY 2018-19=
Funds being released as 2nd and final instalment of Central Assistance for CLTCs for FY 2018-19=

Rs. 277.671 lakh
Rs. 149.850 lakh
Rs. 127.821 lakh

Details of SLTC for FY 2019-20 in respect of State of Tamil Nadu

(Amount in Rs.)

S. No.	Designation of Specialists	Educational Qualification	Date of Joining	Date of Resgination	No. of completed months for which Specialists have worked	Salary per month paid by the State	Admissible Salary per month as per CB norms	Total expndnditure as per CB norms	Total expenditure incurred by the State	Total admissible expenditure as per CB norms	Admissible Central Assistance(75%)
1	MIS Specialist	Post Graduate	23.12.2011	-	12	50,000	85,000	10,20,000	10,06,000	10,06,000	7,54,500
2	TP Specialist	Post Graduate	22.08.2012	-	12	50,000	85,000	10,20,000	10,20,000	10,20,000	7,65,000
3	GIS Specialist	Graduate	05.09.2012	-	12	50,000	70,000	8,40,000	8,35,000	8,35,000	6,26,250
4	Project officer	Post Graduate	15.08.2012	-	12	50,000	85,000	10,20,000	10,20,000	10,20,000	7,65,000
5	Housing Finance and Policy Specialist	Post Graduate	04.06.2018	-	12	25,000	85,000	10,20,000	1,58,000	1,58,000	1,18,500
6	Municipal Engineers	Post Graduate	05.05.2017	-	12	50,000	85,000	10,20,000	6,00,000	6,00,000	4,50,000
7	Municipal Engineers	Graduate	03.05.2017	-	12	50,000	70,000	8,40,000	6,00,000	6,00,000	4,50,000
8	Municipal Engineers	Post Graduate	03.05.2017	-	12	50,000	85,000	10,20,000	6,00,000	6,00,000	4,50,000
Total								78,00,000	58,39,000	58,39,000	43,79,250 (Say Rs. 43.792 lakh)

Details of SLTC for FY 2020-21 in respect of State of Tamil Nadu

(Amount in Rs.)

S. No.	Designation of Specialists	Educational Qualification	Date of Joining	Date of Resignation	No. of completed months for which Specialists have worked	Salary per month paid by the State	Admissible Salary per month as per CB norms	Salary for broken months	Salary for completed months as per CB norms	Total expenditure as per CB norms	Total expenditure incurred by the State	Total admissible expenditure as per the CB norms	Admissible Central Assistance (75%)
1	MIS Specialist	Post Graduate	23.12.2011	-	12	50,000	85,000	-	10,20,000	10,20,000	9,30,224	9,30,224	6,97,668
2	TP Specialist	Post Graduate	22.08.2012	-	12	50,000	85,000	-	10,20,000	10,20,000	10,14,333	10,14,333	7,60,750
3	GIS Specialist	Graduate	05.09.2012	-	12	50,000	70,000	-	8,40,000	8,40,000	8,33,151	8,33,151	6,24,863
4	IEC Specialist	Post Graduate	23.11.2020	-	4	50,000	85,000	22,667	3,40,000	3,62,667	3,53,070	3,53,070	2,64,803
5	Social Development Specialist	Post Graduate	28.12.2020	-	3	50,000	85,000	10,968	2,55,000	2,65,968	2,65,968	2,65,968	1,99,476
6	Project officer	Post Graduate	15.08.2012	-	12	50,000	85,000	-	10,20,000	10,20,000	10,00,167	10,00,167	7,50,125
7	Housing Finance and Policy Specialist	Post Graduate	04.06.2018	-	12	25,000	85,000	-	10,20,000	10,20,000	3,04,944	3,04,944	2,28,708
8	Municipal Engineers	Post Graduate	05.05.2017	-	12	50,000	85,000	-	10,20,000	10,20,000	6,00,000	6,00,000	4,50,000
9	Municipal Engineers	Graduate	03.05.2017	-	12	50,000	70,000	-	8,40,000	8,40,000	6,00,000	6,00,000	4,50,000
10	Municipal Engineers	Post Graduate	03.05.2017	-	12	50,000	85,000	-	10,20,000	10,20,000	6,00,000	6,00,000	4,50,000
Total								33,634	83,95,000	84,28,634	65,01,857	65,01,857	48,76,393 (Say Rs. 48.764 lakh)

Details of CLTCs for FY 2020-21 in respect of State of Tamil Nadu

(Amount in Rs.)

S. No.	Cluster/City Name	Urban Population	Designation of Specialists	Educational Qualification	Date of Joining	Date of Resignation	No. of completed months for which Specialists have worked	Salary per month paid by the State	Admissible Salary per month as per CB norms	Salary for broken months	Salary for completed months as per CB norms	Total expenditure as per CB norms	Total expenditure incurred by the State	Total admissible expenditure as per CB norms	Admissible Central Assistance (75%)	
1	Chennai	61,53,208	Municipal Engineer	Graduate	26.04.2017	-	12	50,000	50,000	-	6,00,000	6,00,000	6,00,000	6,00,000	4,50,000	
2			Municipal Engineer	Graduate	02.05.2017	-	12	50,000	50,000	-	6,00,000	6,00,000	6,00,000	6,00,000	6,00,000	4,50,000
3			Municipal Engineer	Post Graduate	26.04.2017	-	12	50,000	70,000	-	8,40,000	8,40,000	6,00,000	6,00,000	6,00,000	4,50,000
4			MIS Specialist	Post Graduate	28.05.2018	-	12	25,000	70,000	-	8,40,000	8,40,000	3,55,300	3,55,300	3,55,300	2,66,475
5			Municipal Engineer	Post Graduate	16.03.2020	-	12	25,000	70,000	-	8,40,000	8,40,000	2,98,270	2,98,270	2,98,270	2,23,703
6			Town Planning Specialist	Post Graduate	15.07.2009	-	12	70,000	70,000	-	8,40,000	8,40,000	6,76,640	6,76,640	6,76,640	5,07,480
7			Municipal Engineer	Graduate	04.05.2017	-	12	50,000	50,000	-	6,00,000	6,00,000	6,00,000	6,00,000	6,00,000	4,50,000
8			Municipal Engineer	Graduate	05.05.2017	-	12	50,000	50,000	-	6,00,000	6,00,000	6,00,000	6,00,000	6,00,000	4,50,000
9			Municipal Engineer	Graduate	02.05.2017	-	12	50,000	50,000	-	6,00,000	6,00,000	6,00,000	6,00,000	6,00,000	4,50,000
10	Kancheepuram	14,63,070	Municipal Engineer	Graduate	02.05.2017	-	12	35,000	50,000	-	6,00,000	6,00,000	4,20,000	4,20,000	3,15,000	
11			Municipal Engineer	Post Graduate	02.05.2017	-	12	35,000	70,000	-	8,40,000	8,40,000	4,20,000	4,20,000	3,15,000	
12			Municipal Engineer	Graduate	01.07.2019	-	12	35,000	50,000	-	6,00,000	6,00,000	4,20,000	4,20,000	3,15,000	
13			Capacity building Institutional strengthening Specialist	Graduate	11.08.2017	-	12	25,000	50,000	-	6,00,000	6,00,000	3,82,030	3,82,030	2,86,523	
14	Tiruvallur	7,79,260	Municipal Engineer	Post Graduate	28.04.2017	-	12	50,000	60,000	-	7,20,000	7,20,000	6,00,000	6,00,000	4,50,000	
15			Municipal Engineer	Graduate	04.05.2017	-	12	50,000	40,000	-	4,80,000	4,80,000	6,00,000	4,80,000	3,60,000	
16	Madurai	12,77,919	GIS Specialist	Post Graduate	22.08.2012	-	12	70,000	70,000	-	8,40,000	8,40,000	6,95,330	6,95,330	5,21,498	
17			Town Planning Specialist	Post Graduate	05.09.2012	-	12	70,000	70,000	-	8,40,000	8,40,000	6,32,340	6,32,340	4,74,255	
18			IEC Specialist	Post Graduate	01.06.2020	-	10	25,000	70,000	-	7,00,000	7,00,000	2,48,390	2,48,390	1,86,293	
19			MIS Specialist	Post Graduate	17.08.2017	-	12	25,000	70,000	-	8,40,000	8,40,000	1,06,400	1,06,400	79,800	
20	Dindigul	7,00,387	Municipal Engineer	Post Graduate	26.04.2017	-	12	50,000	60,000	-	7,20,000	7,20,000	6,00,000	6,00,000	4,50,000	
21			Municipal Engineer	Post Graduate	26.04.2017	-	12	50,000	60,000	-	7,20,000	7,20,000	6,00,000	6,00,000	4,50,000	
22			MIS Specialist	Graduate	15.09.2017	-	12	25,000	40,000	-	4,80,000	4,80,000	3,51,110	3,51,110	2,63,333	
23	Ramanathapuram	3,44,175	Municipal Engineer	Graduate	05.05.2017	-	12	50,000	35,000	-	4,20,000	4,20,000	6,00,000	4,20,000	3,15,000	
24			Municipal Engineer	Post Graduate	26.04.2017	-	12	50,000	45,000	-	5,40,000	5,40,000	6,00,000	5,40,000	4,05,000	
25			MIS Specialist	Post Graduate	15.09.2017	-	12	25,000	45,000	-	5,40,000	5,40,000	3,56,960	3,56,960	2,67,720	
26	Sivagangai	3,86,309	Municipal Engineer	Graduate	26.04.2017	-	12	40,000	35,000	-	4,20,000	4,20,000	4,80,000	4,20,000	3,15,000	
27			Municipal Engineer	Graduate	28.04.2017	-	12	35,000	35,000	-	4,20,000	4,20,000	4,20,000	4,20,000	3,15,000	

28			MIS Specialist	Graduate	09.03.2020	-	12	25,000	35,000	-	4,20,000	4,20,000	2,72,300	2,72,300	2,04,225
29	Theni	6,70,481	Municipal Engineer	Graduate	26.04.2017	-	12	50,000	40,000	-	4,80,000	4,80,000	6,00,000	4,80,000	3,60,000
30			Municipal Engineer	Graduate	02.05.2017	-	12	50,000	40,000	-	4,80,000	4,80,000	6,00,000	4,80,000	3,60,000
31			Capacity building Institutional strengthening Specialist	Post Graduate	09.08.2017	-	12	25,000	60,000	-	7,20,000	7,20,000	3,84,180	3,84,180	2,88,135
32			MIS Specialist	Graduate	19.03.2020	-	12	25,000	40,000	-	4,80,000	4,80,000	3,00,000	3,00,000	2,25,000
33	Coimbatore-1	15,60,484	GIS Specialist	Post Graduate	27.08.2012	-	12	70,000	70,000	-	8,40,000	8,40,000	8,35,480	8,35,480	6,26,610
34			Municipal Engineer	Post Graduate	05.05.2017	-	12	50,000	70,000	-	8,40,000	8,40,000	6,00,000	6,00,000	4,50,000
35			Municipal Engineer	Graduate	05.05.2017	-	12	50,000	50,000	-	6,00,000	6,00,000	6,00,000	6,00,000	4,50,000
36			MIS Specialist	Graduate	11.08.2017	-	12	25,000	50,000	-	6,00,000	6,00,000	3,79,010	3,79,010	2,84,258
37			IEC Specialist	Post Graduate	10.11.2020	-	4	25,000	70,000	49,000	2,80,000	3,29,000	92,500	92,500	69,375
38	Coimbatore-2	8,51,621	Municipal Engineer	Graduate	02.05.2017	-	12	50,000	40,000	-	4,80,000	4,80,000	6,00,000	4,80,000	3,60,000
39			Municipal Engineer	Post Graduate	02.05.2017	-	12	50,000	60,000	-	7,20,000	7,20,000	6,00,000	6,00,000	4,50,000
40			Capacity building Institutional strengthening Specialist	Post Graduate	10.08.2017	-	12	25,000	60,000	-	7,20,000	7,20,000	3,84,310	3,84,310	2,88,233
41			MIS Specialist	Post Graduate	15.09.2017	-	12	25,000	60,000	-	7,20,000	7,20,000	3,11,610	3,11,610	2,33,708
42	Tiruppur	10,59,347	Municipal Engineer	Graduate	04.05.2017	-	12	40,000	50,000	-	6,00,000	6,00,000	4,80,000	4,80,000	3,60,000
43			Municipal Engineer	Graduate	26.04.2017	-	12	40,000	50,000	-	6,00,000	6,00,000	4,80,000	4,80,000	3,60,000
44			Municipal Engineer	Graduate	03.09.2017	-	12	40,000	50,000	-	6,00,000	6,00,000	4,80,000	4,80,000	3,60,000
45			MIS Specialist	Post Graduate	19.03.2020	-	12	25,000	70,000	-	8,40,000	8,40,000	2,99,190	2,99,190	2,24,393
46	Erode	10,86,954	Municipal Engineer	Graduate	26.04.2017	-	12	50,000	50,000	-	6,00,000	6,00,000	6,00,000	6,00,000	4,50,000
47			Municipal Engineer	Graduate	02.05.2017	-	12	50,000	50,000	-	6,00,000	6,00,000	6,00,000	6,00,000	4,50,000
48			MIS Specialist	Graduate	23.03.2020	-	12	25,000	50,000	-	6,00,000	6,00,000	2,99,000	2,99,000	2,24,250
49			Housing Finance and Policy Specialist	Graduate	01.06.2020	-	10	25,000	50,000	-	5,00,000	5,00,000	2,49,190	2,49,190	1,86,893
50	Nilgiris	4,20,365	Social Development Specialist	Post Graduate	01.06.2020	-	10	25,000	45,000	-	4,50,000	4,50,000	2,48,390	2,48,390	1,86,293
51			Capacity building Institutional strengthening Specialist	Post Graduate	17.09.2017	-	12	25,000	45,000	-	5,40,000	5,40,000	2,21,770	2,21,770	1,66,328
52			MIS Specialist	Post Graduate	23.12.2020	-	4	25,000	45,000	13,065	1,80,000	1,93,065	82,260	82,260	61,695
53	Trichy	12,05,296	GIS Specialist	Post Graduate	12.03.2014	-	12	70,000	70,000	-	8,40,000	8,40,000	8,35,480	8,35,480	6,26,610
54			Municipal Engineer	Graduate	15.09.2017	-	12	40,000	50,000	-	6,00,000	6,00,000	4,80,000	4,80,000	3,60,000
55			Municipal Engineer	Graduate	28.03.2017	-	12	40,000	50,000	-	6,00,000	6,00,000	4,80,000	4,80,000	3,60,000
56			Municipal Engineer	Post Graduate	04.05.2017	-	12	35,000	70,000	-	8,40,000	8,40,000	4,20,000	4,20,000	3,15,000
57			MIS Specialist	Post Graduate	09.08.2017	-	12	25,000	70,000	-	8,40,000	8,40,000	3,84,180	3,84,180	2,88,135
58	Thanjavur	7,38,081	Municipal Engineer	Graduate	26.04.2017	-	12	35,000	40,000	-	4,80,000	4,80,000	4,20,000	4,20,000	3,15,000
59			Municipal Engineer	Graduate	03.09.2017	-	12	35,000	40,000	-	4,80,000	4,80,000	4,20,000	4,20,000	3,15,000
60			MIS Specialist	Post Graduate	15.09.2017	-	12	25,000	60,000	-	7,20,000	7,20,000	3,51,110	3,51,110	2,63,333

Handwritten signature

61	Cuddalore	7,00,050	Municipal Engineer	Graduate	2.05.2017	-	12	50,000	40,000	-	4,80,000	4,80,000	6,00,000	4,80,000	3,60,000
62			Municipal Engineer	Post Graduate	26.04.2017	-	12	50,000	60,000	-	7,20,000	7,20,000	6,00,000	6,00,000	4,50,000
63			Municipal Engineer	Graduate	02.05.2017	-	12	35,000	40,000	-	4,80,000	4,80,000	4,20,000	4,20,000	3,15,000
64	Villupuram	4,98,234	MIS Specialist	Post Graduate	23.12.2020	-	3	25,000	60,000	17,419	1,80,000	1,97,419	82,260	82,260	61,695
65			Municipal Engineer	Graduate	05.05.2017	-	12	50,000	35,000	-	4,20,000	4,20,000	6,00,000	4,20,000	3,15,000
66			Municipal Engineer	Graduate	05.05.2017	-	12	35,000	35,000	-	4,20,000	4,20,000	4,20,000	4,20,000	3,15,000
67	Perambalur	97,163	MIS Specialist	Post Graduate	18.03.2020	-	12	25,000	45,000	-	5,40,000	5,40,000	2,99,000	2,99,000	2,24,250
68			Municipal Engineer	Post Graduate	28.03.2017	-	12	35,000	45,000	-	5,40,000	5,40,000	4,20,000	4,20,000	3,15,000
69			Municipal Engineer	Post Graduate	28.03.2017	-	12	35,000	45,000	-	5,40,000	5,40,000	4,20,000	4,20,000	3,15,000
70	Ariyalur	83,794	Municipal Engineer	Graduate	05.05.2017	-	12	50,000	35,000	-	4,20,000	4,20,000	6,00,000	4,20,000	3,15,000
71			Social Development Specialist	Post Graduate	19.03.2020	-	12	25,000	45,000	-	5,40,000	5,40,000	1,33,330	1,33,330	99,998
72	Nagapattinam	3,55,162	Municipal Engineer	Graduate	04.05.2017	-	12	50,000	35,000	-	4,20,000	4,20,000	6,00,000	4,20,000	3,15,000
73			MIS Specialist	Post Graduate	23.12.2020	-	3	25,000	45,000	13,065	1,35,000	1,48,065	82,260	82,260	61,695
74	Karur	3,73,686	Municipal Engineer	Graduate	02.05.2017	-	12	50,000	35,000	-	4,20,000	4,20,000	6,00,000	4,20,000	3,15,000
75			Municipal Engineer	Graduate	03.05.2017	-	12	50,000	35,000	-	4,20,000	4,20,000	6,00,000	4,20,000	3,15,000
76	Pudukottai	2,51,118	Municipal Engineer	Graduate	28.06.2017	-	12	50,000	35,000	-	4,20,000	4,20,000	6,00,000	4,20,000	3,15,000
77			MIS Specialist	Post Graduate	01.06.2020	-	10	25,000	45,000	-	4,50,000	4,50,000	2,49,190	2,49,190	1,86,893
78	Thiruvavur	2,57,795	Municipal Engineer	Graduate	05.05.2017	-	12	50,000	35,000	-	4,20,000	4,20,000	6,00,000	4,20,000	3,15,000
79			MIS Specialist	Post Graduate	24.08.2020	-	7	25,000	45,000	11,613	3,15,000	3,26,613	1,79,670	1,79,670	1,34,753
80	Salem	15,22,299	GIS Specialist	Post Graduate	03.09.2012	-	12	70,000	70,000	-	8,40,000	8,40,000	8,30,670	8,30,670	6,23,003
81			Municipal Engineer	Graduate	03.05.2017	-	12	40,000	50,000	-	6,00,000	6,00,000	4,80,000	4,80,000	3,60,000
82			Municipal Engineer	Graduate	28.04.2017	-	12	40,000	50,000	-	6,00,000	6,00,000	4,80,000	4,80,000	3,60,000
83			MIS Specialist	Post Graduate	08.08.2017	-	12	25,000	70,000	-	8,40,000	8,40,000	3,84,310	3,84,310	2,88,233
84			Social Development Specialist	Post Graduate	10.11.2020	-	4	25,000	70,000	49,000	2,80,000	3,29,000	92,500	92,500	69,375
85	Vellore	13,49,696	Municipal Engineer	Graduate	26.04.2017	-	12	40,000	50,000	-	6,00,000	6,00,000	4,80,000	4,80,000	3,60,000
86			Municipal Engineer	Graduate	05.05.2017	-	12	40,000	50,000	-	6,00,000	6,00,000	4,80,000	4,80,000	3,60,000
87			Social Development Specialist	Post Graduate	16.03.2020	-	12	25,000	70,000	-	8,40,000	8,40,000	3,00,000	3,00,000	2,25,000
88			MIS Specialist	Post Graduate	15.07.2020	-	8	25,000	70,000	38,387	5,60,000	5,98,387	2,63,700	2,63,700	1,97,775
89	Dharmapuri	2,16,313	Municipal Engineer	Graduate	28.04.2017	-	12	40,000	35,000	-	4,20,000	4,20,000	4,80,000	4,20,000	3,15,000
90			Town Planning Specialist	Post Graduate	05.06.2020	-	9	25,000	45,000	39,000	4,05,000	4,44,000	2,29,320	2,29,320	1,71,990
91	Krishnagiri	2,85,512	Municipal Engineer	Post Graduate	28.03.2017	-	12	35,000	45,000	-	5,40,000	5,40,000	4,20,000	4,20,000	3,15,000
92			MIS Specialist	Graduate	29.01.2021	-	2	25,000	35,000	3,387	70,000	73,387	2,09,677	73,387	55,040
93			Municipal Engineer	Graduate	03.05.2017	-	12	40,000	40,000	-	4,80,000	4,80,000	4,80,000	4,80,000	3,60,000

Handwritten signature

94	Namakkal	5,75,844	Municipal Engineer	Graduate	28.04.2017	-	12	40,000	40,000	-	4,80,000	4,80,000	4,80,000	4,80,000	3,60,000
95			MIS Specialist	Post Graduate	01.06.2020	-	10	25,000	60,000	-	6,00,000	6,00,000	2,40,270	2,40,270	1,80,203
96	Thiruvanna malai	4,25,708	Municipal Engineer	Graduate	28.03.2017	-	12	40,000	35,000	-	4,20,000	4,20,000	4,80,000	4,20,000	3,15,000
97			Social Development Specialist	Post Graduate	19.03.2020	-	12	25,000	45,000	-	5,40,000	5,40,000	2,82,900	2,82,900	2,12,175
98			MIS Specialist	Graduate	24.08.2020	-	7	25,000	35,000	9,032	2,45,000	2,54,032	2,43,950	2,43,950	1,82,963
99	Tirunelveli	14,53,566	GIS Specialist	Post Graduate	29.08.2012	-	12	70,000	70,000	-	8,40,000	8,40,000	8,35,400	8,35,400	6,26,550
100			Municipal Engineer	Post Graduate	05.05.2017	-	12	40,000	70,000	-	8,40,000	8,40,000	4,80,000	4,80,000	3,60,000
101			Municipal Engineer	Post Graduate	27.04.2017	-	12	35,000	70,000	-	8,40,000	8,40,000	4,20,000	4,20,000	3,15,000
102			Municipal Engineer	Post Graduate	26.4.2017	-	12	35,000	70,000	-	8,40,000	8,40,000	4,20,000	4,20,000	3,15,000
103			MIS Specialist	Post Graduate	11.08.2017	-	12	25,000	70,000	-	8,40,000	8,40,000	3,85,400	3,85,400	2,89,050
104	Tuticorin	6,22,475	MIS Specialist	Graduate	15.09.2017	-	12	25,000	40,000	-	4,80,000	4,80,000	3,44,210	3,44,210	2,58,158
105			Social Development Specialist	Post Graduate	01.04.2020	-	12	25,000	60,000	-	7,20,000	7,20,000	2,98,390	2,98,390	2,23,793
106			Town Planning Specialist	Graduate	17.10.2020	-	5	25,000	40,000	19,355	2,00,000	2,19,355	2,51,780	2,19,355	1,64,516
107	Kanyakumari	12,04,899	Municipal Engineer	Graduate	28.6.2017	-	12	40,000	50,000	-	6,00,000	6,00,000	4,80,000	4,80,000	3,60,000
108			MIS Specialist	Graduate	07.12.2017	-	12	25,000	50,000	-	6,00,000	6,00,000	3,62,500	3,62,500	2,71,875
109			IEC Specialist	Post Graduate	04.05.2020	-	10	25,000	70,000	63,226	7,00,000	7,63,226	2,70,910	2,70,910	2,03,183
110			Municipal Engineer	Graduate	15.10.2020	-	5	25,000	50,000	27,419	2,50,000	2,77,419	1,39,510	1,39,510	1,04,633
111	Virudhunagar	6,55,542	MIS Specialist	Post Graduate	01.06.2020	-	10	25,000	60,000	-	6,00,000	6,00,000	2,49,190	2,49,190	1,86,893
112			Municipal Engineer	Graduate	17.09.2020	-	6	25,000	40,000	18,667	2,40,000	2,58,667	1,61,670	1,61,670	1,21,253
Total	33	2,96,25,813	-	-	-	-	-	-	-	3,71,634	6,44,00,000	6,47,71,634	4,83,94,697	4,59,45,982	3,44,59,486 (Say Rs. 344.595 lakh)

[Handwritten signature]

Details of SLTC for FY 2021-22 in respect of State of Tamil Nadu

(Amount in Rs.)

S. No.	Designation of Specialists	Educational Qualification	Date of Joining	Date of Resignation	No. of completed months for which Specialists have worked	Salary per month paid by the State	Admissible Salary per month as per CB norms	Total expenditure as per CB norms	Total expenditure incurred by the State	Total admissible expenditure as per CB norms	Admissible Central Assistance (75%)
1	MIS Specialist	Post Graduate	23.12.2011	-	12	85,000	85,000	10,20,000	9,66,624	9,66,624	7,24,968
2	TP Specialist	Post Graduate	22.08.2012	-	12	85,000	85,000	10,20,000	10,17,167	10,17,167	7,62,875
3	GIS Specialist	Graduate	05.09.2012	-	12	70,000	70,000	8,40,000	8,35,484	8,35,484	6,26,613
4	IEC Specialist	Post Graduate	23.11.2020	30.09.2021	6	85,000	85,000	5,10,000	5,10,000	5,10,000	3,82,500
5	Social Development Specialist	Post Graduate	28.12.2020	-	12	85,000	85,000	10,20,000	10,19,909	10,19,909	7,64,932
6	Project officer	Post Graduate	15.08.2012	-	12	85,000	85,000	10,20,000	10,14,516	10,14,516	7,60,887
7	Housing Finance and Policy Specialist	Post Graduate	04.06.2018	-	12	33,000	85,000	10,20,000	3,68,467	3,68,467	2,76,350
8	Municipal Engineer	Post Graduate	05.05.2017	-	12	50,000	85,000	10,20,000	6,00,000	6,00,000	4,50,000
9	Municipal Engineer	Graduate	03.05.2017	-	12	50,000	70,000	8,40,000	6,00,000	6,00,000	4,50,000
10	Municipal Engineer	Post Graduate	03.05.2017	-	12	50,000	85,000	10,20,000	6,00,000	6,00,000	4,50,000
Total						6,78,000	8,20,000	93,30,000	75,32,167	75,32,167	5649125 (Say Rs. 56.491 lakh)

Details of CLTCs for FY 2021-22 in respect of State of Tamil Nadu

(Amount in Rs.)

S. No.	Cluster/City Name	Urban Population	No. of Specialists	Designation of Specialists	Educational Qualification	Date of Joining	Date of Resignation	No. of completed months for which specialists have worked	Salary per month paid by the State	Admissible Salary per month as per CB norms	Salary for broken months	Salary for completed months as per CB norms	Total expenditure as per CB norms	Total expenditure incurred by the State	Total admissible expenditure as per CB norms	Admissible Central Assistance (75%)
1	Chennai	61,53,208	1	Municipal Engineer	Graduate	26.04.2017	-	12	50,000	50,000	-	6,00,000	6,00,000	6,00,000	6,00,000	4,50,000
2			1	Municipal Engineer	Graduate	02.05.2017	-	12	50,000	50,000	-	6,00,000	6,00,000	6,00,000	6,00,000	4,50,000
3			1	Municipal Engineer	Post Graduate	26.04.2017	-	12	50,000	70,000	-	8,40,000	8,40,000	6,00,000	6,00,000	4,50,000
4			1	MIS Specialist	Post Graduate	28.05.2018	-	12	33,275	70,000	-	8,40,000	8,40,000	3,89,519	3,89,519	2,92,139
5			1	MIS Specialist	Post Graduate	16.03.2020	-	12	25,000	70,000	-	8,40,000	8,40,000	2,98,274	2,98,274	2,23,706
6			1	Town Planning Specialist	Post Graduate	15.07.2009	-	12	70,000	70,000	-	8,40,000	8,40,000	7,94,603	7,94,603	5,95,952
7			1	Municipal Engineer	Graduate	04.05.2017	-	12	50,000	50,000	-	6,00,000	6,00,000	6,00,000	6,00,000	4,50,000
8			1	Municipal Engineer	Graduate	05.05.2017	-	12	50,000	50,000	-	6,00,000	6,00,000	6,00,000	6,00,000	4,50,000
9			1	Municipal Engineer	Graduate	02.05.2017	-	12	50,000	50,000	-	6,00,000	6,00,000	6,00,000	6,00,000	4,50,000
10			1	Municipal Engineer	Graduate	02.05.2017	-	12	35,000	50,000	-	6,00,000	6,00,000	4,20,000	4,20,000	3,15,000
11	Kancheepuram	14,63,070	1	Municipal Engineer	Post Graduate	02.05.2017	-	12	35,000	70,000	-	8,40,000	8,40,000	4,20,000	4,20,000	3,15,000
12			1	Municipal Engineer	Graduate	01.07.2019	-	12	35,000	50,000	-	6,00,000	6,00,000	4,20,000	4,20,000	3,15,000
13			1	Capacity building Institutional strengthening Specialist	Graduate	11.08.2017	18.03.2022	11	33,000	50,000	29,032	5,50,000	5,79,032	3,84,273	3,84,273	2,88,205
14	Tiruvallur	7,79,260	1	Municipal Engineer	Post Graduate	28.04.2017	-	12	50,000	60,000	-	7,20,000	7,20,000	6,00,000	6,00,000	4,50,000
15	Madurai	12,77,919	1	Municipal Engineer	Graduate	04.05.2017	-	12	50,000	40,000	-	4,80,000	4,80,000	6,00,000	4,80,000	3,60,000
16			1	GIS Specialist	Post Graduate	22.08.2012	-	12	70,000	70,000	-	8,40,000	8,40,000	8,35,333	8,35,333	6,26,500
17			1	Town Planning Specialist	Post Graduate	05.09.2012	-	12	70,000	70,000	-	8,40,000	8,40,000	8,30,817	8,30,817	6,23,113
18	Dindigul	7,00,387	1	IEC Specialist	Post Graduate	01.06.2020	-	12	25,000	70,000	-	8,40,000	8,40,000	2,96,662	2,96,662	2,22,497
19			1	MIS Specialist	Post Graduate	17.08.2017	06.02.2022	10	33,000	70,000	15,000	7,00,000	7,15,000	2,25,450	2,25,450	1,69,088
20			1	Municipal Engineer	Post Graduate	26.04.2017	-	12	50,000	60,000	-	7,20,000	7,20,000	6,00,000	6,00,000	4,50,000
21	Ramanathapuram	3,44,175	1	Municipal Engineer	Post Graduate	26.04.2017	-	12	50,000	60,000	-	7,20,000	7,20,000	6,00,000	6,00,000	4,50,000
22			1	MIS Specialist	Graduate	15.09.2017	-	12	33,000	40,000	-	4,80,000	4,80,000	3,97,082	3,97,082	2,97,812
23			1	Municipal Engineer	Graduate	05.05.2017	-	12	50,000	35,000	-	4,20,000	4,20,000	6,00,000	4,20,000	3,15,000
24	Sivagangai	3,86,309	1	Municipal Engineer	Post Graduate	26.04.2017	-	12	50,000	45,000	-	5,40,000	5,40,000	6,00,000	5,40,000	4,05,000
25			1	MIS Specialist	Post Graduate	15.09.2017	-	12	33,000	45,000	-	5,40,000	5,40,000	3,99,300	3,99,300	2,99,475
26			1	Municipal Engineer	Graduate	26.04.2017	-	12	40,000	35,000	-	4,20,000	4,20,000	4,80,000	4,20,000	3,15,000
27	Theni	6,70,481	1	Municipal Engineer	Graduate	28.04.2017	-	12	35,000	35,000	-	4,20,000	4,20,000	4,20,000	4,20,000	3,15,000
28			1	MIS Specialist	Graduate	09.03.2020	-	12	25,000	35,000	-	4,20,000	4,20,000	3,00,000	3,00,000	2,25,000
29			1	Municipal Engineer	Graduate	26.04.2017	-	12	50,000	40,000	-	4,80,000	4,80,000	6,00,000	4,80,000	3,60,000
30	Coimbatore-1	15,60,484	1	Municipal Engineer	Graduate	02.05.2017	-	12	50,000	40,000	-	4,80,000	4,80,000	6,00,000	4,80,000	3,60,000
31			1	Capacity building Institutional strengthening Specialist	Post Graduate	09.08.2017	-	12	25,000	60,000	-	7,20,000	7,20,000	3,99,300	3,99,300	2,99,475
32			1	MIS Specialist	Graduate	19.03.2020	31.12.2021	9	25,000	40,000	-	3,60,000	3,60,000	2,25,000	2,25,000	1,68,750
33			1	GIS Specialist	Post Graduate	27.08.2012	-	12	70,000	70,000	-	8,40,000	8,40,000	8,37,742	8,37,742	6,28,307
34			1	Municipal Engineer	Post Graduate	05.05.2017	-	12	50,000	70,000	-	8,40,000	8,40,000	6,00,000	6,00,000	4,50,000
35			1	Municipal Engineer	Graduate	05.05.2017	-	12	50,000	50,000	-	6,00,000	6,00,000	6,00,000	6,00,000	4,50,000
36			1	MIS Specialist	Graduate	11.08.2017	31.12.2021	9	33,000	50,000	-	4,50,000	4,50,000	2,96,255	2,96,255	2,22,191
37	1	IEC Specialist	Post Graduate	10.11.2020	01.09.2021	5	25,000	70,000	2,333	3,50,000	3,52,333	1,24,193	1,24,193	93,145		
38	Coimbatore-2	8,51,621	1	Municipal Engineer	Graduate	02.05.2017	-	12	50,000	40,000	-	4,80,000	4,80,000	6,00,000	4,80,000	3,60,000
39			1	Municipal Engineer	Post Graduate	02.05.2017	-	12	50,000	60,000	-	7,20,000	7,20,000	6,00,000	6,00,000	4,50,000
40			1	Capacity building Institutional strengthening Specialist	Post Graduate	10.08.2017	31.03.2022	12	33,000	60,000	-	7,20,000	7,20,000	3,51,750	3,51,750	2,63,813

41			1	MIS Specialist	Post Graduate	15.09.2017	-	12	33,000	60,000	-	7,20,000	7,20,000	3,97,082	3,97,082	2,97,812
42	Tiruppur	10,59,347	1	Municipal Engineer	Graduate	04.05.2017	-	12	40,000	50,000	-	6,00,000	6,00,000	4,80,000	4,80,000	3,60,000
43			1	Municipal Engineer	Graduate	26.04.2017	-	12	40,000	50,000	-	6,00,000	6,00,000	4,80,000	4,80,000	3,60,000
44			1	Municipal Engineer	Graduate	03.09.2017	-	12	40,000	50,000	-	6,00,000	6,00,000	4,80,000	4,80,000	3,60,000
45			1	MIS Specialist	Graduate	19.03.2020	09.07.2021	3	25,000	50,000	14,516	1,50,000	1,64,516	3,00,000	3,00,000	2,25,000
46	Erode	10,86,954	1	MIS Specialist	Graduate	16.07.2021	-	8	25,000	50,000	25,806	4,00,000	4,25,806	3,00,000	3,00,000	2,25,000
47			1	Municipal Engineer	Graduate	26.04.2017	-	12	50,000	50,000	-	6,00,000	6,00,000	6,00,000	6,00,000	4,50,000
48			1	Municipal Engineer	Graduate	02.05.2017	-	12	50,000	50,000	-	6,00,000	6,00,000	6,00,000	6,00,000	4,50,000
49			1	MIS Specialist	Graduate	23.03.2020	-	12	25,000	50,000	-	6,00,000	6,00,000	3,00,000	3,00,000	2,25,000
50	Nilgiris	4,20,365	1	Housing Finance and Policy Specialist	Graduate	01.06.2020	-	12	25,000	50,000	-	6,00,000	6,00,000	2,99,167	2,99,167	2,24,375
51			1	Social Development Specialist	Post Graduate	01.06.2020	-	12	25,000	45,000	-	5,40,000	5,40,000	2,75,613	2,75,613	2,06,710
52	Trichy	12,05,296	1	Capacity building Institutional strengthening Specialist	Post Graduate	17.09.2017	-	12	25,000	45,000	-	5,40,000	5,40,000	2,97,581	2,97,581	2,23,186
53			1	MIS Specialist	Post Graduate	23.12.2020	-	12	25,000	45,000	-	5,40,000	5,40,000	2,72,554	2,72,554	2,04,416
54			1	GIS Specialist	Post Graduate	12.03.2014	-	12	70,000	70,000	-	8,40,000	8,40,000	8,40,000	8,40,000	6,30,000
55			1	Municipal Engineer	Graduate	15.09.2017	-	12	40,000	50,000	-	6,00,000	6,00,000	4,80,000	4,80,000	3,60,000
56	Thanjavur	7,38,081	1	Municipal Engineer	Graduate	28.03.2017	-	12	40,000	50,000	-	6,00,000	6,00,000	4,80,000	4,80,000	3,60,000
57			1	Municipal Engineer	Post Graduate	04.05.2017	-	12	35,000	70,000	-	8,40,000	8,40,000	4,20,000	4,20,000	3,15,000
58			1	MIS Specialist	Post Graduate	09.08.2017	-	12	33,000	70,000	-	8,40,000	8,40,000	3,96,000	3,96,000	2,97,000
59			1	Municipal Engineer	Graduate	26.04.2017	-	12	35,000	40,000	-	4,80,000	4,80,000	4,20,000	4,20,000	3,15,000
60	Cuddalore	7,00,050	1	Municipal Engineer	Graduate	03.09.2017	-	12	35,000	40,000	-	4,80,000	4,80,000	4,20,000	4,20,000	3,15,000
61			1	MIS Specialist	Post Graduate	15.09.2017	-	12	25,000	60,000	-	7,20,000	7,20,000	3,92,753	3,92,753	2,94,565
62			1	Municipal Engineer	Graduate	02.05.2017	-	12	50,000	40,000	-	4,80,000	4,80,000	6,00,000	6,00,000	3,60,000
63			1	Municipal Engineer	Post Graduate	26.04.2017	-	12	50,000	60,000	-	7,20,000	7,20,000	6,00,000	6,00,000	4,50,000
64	Villupuram	4,98,234	1	Municipal Engineer	Graduate	02.05.2017	-	12	35,000	40,000	-	4,80,000	4,80,000	4,20,000	4,20,000	3,15,000
65			1	MIS Specialist	Post Graduate	23.12.2020	-	12	25,000	60,000	-	7,20,000	7,20,000	88,683	88,683	66,512
66			1	Municipal Engineer	Graduate	05.05.2017	-	12	50,000	35,000	-	4,20,000	4,20,000	6,00,000	4,20,000	3,15,000
67			1	Municipal Engineer	Graduate	05.05.2017	-	12	35,000	35,000	-	4,20,000	4,20,000	4,20,000	4,20,000	3,15,000
68	Perambalur	97,163	1	MIS Specialist	Post Graduate	18.03.2020	-	12	25,000	45,000	-	5,40,000	5,40,000	2,96,750	2,96,750	2,22,563
69			1	Municipal Engineer	Post Graduate	28.03.2017	-	12	35,000	45,000	-	5,40,000	5,40,000	4,20,000	4,20,000	3,15,000
70			1	Municipal Engineer	Post Graduate	28.03.2017	-	12	35,000	45,000	-	5,40,000	5,40,000	4,20,000	4,20,000	3,15,000
71			1	Municipal Engineer	Graduate	05.05.2017	-	12	50,000	35,000	-	4,20,000	4,20,000	6,00,000	4,20,000	3,15,000
72	Ariyalur	83,794	1	Municipal Engineer	Graduate	04.05.2017	-	12	50,000	35,000	-	4,20,000	4,20,000	6,00,000	4,20,000	3,15,000
73			1	MIS Specialist	Post Graduate	23.12.2020	-	12	25,000	45,000	-	5,40,000	5,40,000	2,92,024	2,92,024	2,19,018
74			1	Municipal Engineer	Graduate	02.05.2017	-	12	50,000	35,000	-	4,20,000	4,20,000	6,00,000	4,20,000	3,15,000
75			1	Municipal Engineer	Graduate	03.05.2017	-	12	50,000	35,000	-	4,20,000	4,20,000	6,00,000	4,20,000	3,15,000
76	Pudukottai	2,51,118	1	Municipal Engineer	Graduate	28.06.2017	-	12	50,000	35,000	-	4,20,000	4,20,000	6,00,000	4,20,000	3,15,000
77			1	MIS Specialist	Post Graduate	01.06.2020	-	12	25,000	45,000	-	5,40,000	5,40,000	2,99,167	2,99,167	2,24,375
78			1	Municipal Engineer	Graduate	05.05.2017	-	12	50,000	35,000	-	4,20,000	4,20,000	6,00,000	4,20,000	3,15,000
79			1	MIS Specialist	Post Graduate	24.08.2020	-	12	25,000	45,000	-	5,40,000	5,40,000	3,00,000	3,00,000	2,25,000
80	Thiruvaur	2,57,795	1	GIS Specialist	Post Graduate	03.09.2012	-	12	70,000	70,000	-	8,40,000	8,40,000	8,37,666	8,37,666	6,28,250
81			1	Municipal Engineer	Graduate	03.05.2017	-	12	40,000	50,000	-	6,00,000	6,00,000	4,80,000	4,80,000	3,60,000
82			1	Municipal Engineer	Graduate	28.04.2017	-	12	40,000	50,000	-	6,00,000	6,00,000	4,80,000	4,80,000	3,60,000
83			1	MIS Specialist	Post Graduate	08.08.2017	-	12	33,000	70,000	-	8,40,000	8,40,000	3,96,080	3,96,080	2,97,060
84	Salem	15,22,299	1	Social Development Specialist	Post Graduate	10.11.2020	31.10.2021	7	25,000	70,000	-	4,90,000	4,90,000	1,13,952	1,13,952	85,464
85			1	Municipal Engineer	Graduate	26.04.2017	-	12	40,000	50,000	-	6,00,000	6,00,000	4,80,000	4,80,000	3,60,000
86			1	Municipal Engineer	Graduate	05.05.2017	-	12	40,000	50,000	-	6,00,000	6,00,000	4,80,000	4,80,000	3,60,000
87			1	Social Development Specialist	Post Graduate	16.03.2020	-	12	25,000	70,000	-	8,40,000	8,40,000	3,00,000	3,00,000	2,25,000
88	Vellore	13,49,696	1	MIS Specialist	Post Graduate	15.07.2020	-	12	25,000	70,000	-	8,40,000	8,40,000	3,00,000	3,00,000	2,25,000
89			1	Municipal Engineer	Graduate	28.04.2017	-	12	40,000	35,000	-	4,20,000	4,20,000	4,80,000	4,80,000	3,15,000
90			1	Town Planning Specialist	Post Graduate	05.06.2020	16.12.2021	8	25,000	45,000	23,226	3,60,000	3,83,226	2,01,861	2,01,861	1,51,396
91			1	Municipal Engineer	Post Graduate	28.03.2017	-	12	35,000	45,000	-	5,40,000	5,40,000	4,20,000	4,20,000	3,15,000
92	Krishnagiri	2,85,512	1	MIS Specialist	Graduate	29.01.2021	29.12.2021	8	25,000	35,000	32,742	2,80,000	3,12,742	2,75,000	2,75,000	2,06,250

Handwritten signature

92	Namakkal	5,75,844	1	Municipal Engineer	Graduate	03.05.2017	-	12	40,000	40,000	-	4,80,000	4,80,000	4,80,000	4,80,000	3,60,000
93			1	Municipal Engineer	Graduate	28.04.2017	-	12	40,000	40,000	-	4,80,000	4,80,000	4,80,000	4,80,000	3,60,000
94			1	MIS Specialist	Post Graduate	01.06.2020	-	12	25,000	60,000	-	7,20,000	7,20,000	1,15,243	1,15,243	86,432
95	Thiruvannamalai	4,25,708	1	Municipal Engineer	Graduate	28.03.2017	-	12	40,000	35,000	-	4,20,000	4,20,000	4,80,000	4,20,000	3,15,000
96			1	Social Development Specialist	Post Graduate	19.03.2020	-	12	25,000	45,000	-	5,40,000	5,40,000	3,00,000	3,00,000	2,25,000
97			1	MIS Specialist	Graduate	24.08.2020	-	12	25,000	35,000	-	4,20,000	4,20,000	2,87,344	2,87,344	2,15,508
98	Tirunelveli	14,53,566	1	GIS Specialist	Post Graduate	29.08.2012	-	12	70,000	70,000	-	8,40,000	8,40,000	8,40,000	8,40,000	6,30,000
99			1	Municipal Engineer	Post Graduate	05.05.2017	-	12	40,000	70,000	-	8,40,000	8,40,000	4,80,000	4,80,000	3,60,000
100			1	Municipal Engineer	Post Graduate	27.04.2017	-	12	35,000	70,000	-	8,40,000	8,40,000	4,20,000	4,20,000	3,15,000
101			1	Municipal Engineer	Post Graduate	26.04.2017	-	12	35,000	70,000	-	8,40,000	8,40,000	4,20,000	4,20,000	3,15,000
102			1	MIS Specialist	Post Graduate	11.08.2017	-	12	33,000	70,000	-	8,40,000	8,40,000	3,66,025	3,66,025	2,74,519
103	Tuticorin	6,22,475	1	MIS Specialist	Diploma	15.09.2017	-	12	25,000	30,000	-	3,60,000	3,60,000	3,92,328	3,60,000	2,70,000
104			1	Social Development Specialist	Post Graduate	01.04.2020	-	12	25,000	60,000	-	7,20,000	7,20,000	2,99,194	2,99,194	2,24,396
105			1	Town Planning Specialist	Graduate	17.10.2020	30.06.2021	3	25,000	40,000	-	1,20,000	1,20,000	2,79,456	2,79,456	2,09,592
				Town Planning Specialist	Graduate	12.07.2021	-	8	25,000	40,000	25,806	3,20,000	3,45,806			
106	Kanyakumari	12,04,899	1	Municipal Engineer	Graduate	28.06.2017	-	12	40,000	50,000	-	6,00,000	6,00,000	4,80,000	4,80,000	3,60,000
107			1	MIS Specialist	Graduate	07.12.2017	-	12	30,000	50,000	-	6,00,000	6,00,000	3,63,000	3,63,000	2,72,250
108			1	IEC Specialist	Post Graduate	04.05.2020	-	12	25,000	70,000	-	8,40,000	8,40,000	2,94,301	2,94,301	2,20,726
109	Virudhunagar	6,55,542	1	Municipal Engineer	Graduate	15.10.2020	-	12	25,000	50,000	-	6,00,000	6,00,000	1,39,510	1,39,510	1,04,633
110			1	MIS Specialist	Post Graduate	01.06.2020	-	12	25,000	60,000	-	7,20,000	7,20,000	2,74,167	2,74,167	2,05,625
111			1	Municipal Engineer	Graduate	17.09.2020	-	12	25,000	40,000	-	4,80,000	4,80,000	1,61,667	1,61,667	1,21,250
Total	33	2,96,25,813	111	-	-	-	-	-	-	-	1,68,462	6,70,50,000	6,72,18,462	4,99,29,721	4,76,17,393	3,57,13,045 (Say Rs. 357.130 lakh)

[Handwritten Signature]

Details of SLTC for FY 2022-23 in respect of State of Tamil Nadu

(Amount in Rs.)

S. No.	No. of Specialists	Designation of Specialist	Educational Qualification	Salary per month proposed by the State for each Specialist	Annual Budget proposed by the State	Salary per month as per CB norms	Annual Budget as per CB norms	Admissible Annual Budget as per CB norms	Admissible Central Assistance (75%)	Admissible State Share (25%)	1st instalment of Central Assistance (50%)
1	3	Civil Engineering Specialist	Graduate	70,000	25,20,000	70,000	25,20,000	25,20,000	18,90,000	6,30,000	9,45,000
2	1	MIS Specialist	Post Graduate	85,000	10,20,000	85,000	10,20,000	10,20,000	7,65,000	2,55,000	3,82,500
3	2	Town Planning Specialist	Post Graduate	85,000	20,40,000	85,000	20,40,000	20,40,000	15,30,000	5,10,000	7,65,000
4	1	GIS Specialist	Graduate	70,000	8,40,000	70,000	8,40,000	8,40,000	6,30,000	2,10,000	3,15,000
5	1	Housing Finance and Policy Specialist	Post Graduate	85,000	10,20,000	85,000	10,20,000	10,20,000	7,65,000	2,55,000	3,82,500
6	1	Capacity Building Specialist	Post Graduate	85,000	10,20,000	85,000	10,20,000	10,20,000	7,65,000	2,55,000	3,82,500
7	1	Information Education and Communication Specialist	Post Graduate	85,000	10,20,000	85,000	10,20,000	10,20,000	7,65,000	2,55,000	3,82,500
8	1	Project Planning Officer and Urban Management Specialist	Post Graduate	85,000	10,20,000	85,000	10,20,000	10,20,000	7,65,000	2,55,000	3,82,500
9	1	Social Development Specialist	Post Graduate	85,000	10,20,000	85,000	10,20,000	10,20,000	7,65,000	2,55,000	3,82,500
Total	12	-	-	7,35,000	1,15,20,000	7,35,000	1,15,20,000	1,15,20,000	86,40,000	28,80,000	43,20,000

Details of CLTCs for FY 2022-23 in respect of State of Tamil Nadu

(Amount in Rs.)															
S. No.	Name of the CLTC (Cluster Basis)	Number of Cities included in CLTC	Name of the Cities	Urban Population	No. of Specialists	Educational Qualification	Designation of the specialist	Salary per month proposed by the State	Annual Budget proposed by the State	Salary per month as per CB norms	Annual Budget as per CB norms	Admissible Annual Budget as per CB norms	Admissible Central Assistance (75%)	Admissible State Share (25%)	1st instalment of Central Assistance (50%)
1	Chennai	1	Chennai (Zone I to VII)	61,53,208	1	Degree	Municipal Civil Engineer	50,000	6,00,000	50,000	6,00,000	6,00,000	4,50,000	1,50,000	2,25,000
2					Degree	Municipal Civil Engineer	50,000	6,00,000	50,000	6,00,000	6,00,000	4,50,000	1,50,000	2,25,000	
3					Degree	Municipal Civil Engineer	50,000	6,00,000	50,000	6,00,000	6,00,000	4,50,000	1,50,000	2,25,000	
4					PG	MIS Specialist	70,000	42,00,000	70,000	42,00,000	42,00,000	31,50,000	10,50,000	15,75,000	
5			Degree		Municipal Civil Engineer	50,000	6,00,000	50,000	6,00,000	6,00,000	4,50,000	1,50,000	2,25,000		
6			Degree		Municipal Civil Engineer	50,000	6,00,000	50,000	6,00,000	6,00,000	4,50,000	1,50,000	2,25,000		
7			Degree		Municipal Civil Engineer	50,000	6,00,000	50,000	6,00,000	6,00,000	4,50,000	1,50,000	2,25,000		
8			PG		Town Planning Specialist	70,000	25,20,000	70,000	25,20,000	25,20,000	18,90,000	6,30,000	9,45,000		
9	Kancheepuram	25	Anakaputhur	14,63,070	1	Degree	Municipal Civil Engineer	50,000	6,00,000	50,000	6,00,000	6,00,000	4,50,000	1,50,000	2,25,000
10			Chengalpattu												
11			Maduranthakam												
12			Pammal												
13			Pallavaram												
14			Maraimalainagar												
15			Tambaram												
16			Sembakkam												
17			Perungalathur												
18			Achirapakkam												
19			Karunguzhi												
20			Madambakkam												
21			Chittlapakkam												
22			Edaikazhinadu												
23			Kundrathur												
24			Mamallapuram												
25			Mangadu												
26			Nandivaram Guduvancheri												
27			Peerankarani												
28			Sriperumbudur												
29			Thiruneermalai												
30			Thirupporur												
31			Thirukalukundram												
32			Uthiramerur												
33			Walajabad												
34	Tiruttani														
35	Avadi														
36	Tiruverkadu														
37	Poonamallee														
38	Uthukottai														
39	Arani														
40	Pallipet														
41	Podhaturpet														
42	Thirumazhisai														
43	Gummidipoondi														
44	Minjur														
34	Tiruvallur	14	Tiruttani	7,79,260	1	Degree	Municipal Civil Engineer	40,000	4,80,000	40,000	4,80,000	4,80,000	3,60,000	1,20,000	1,80,000
36					Degree	Municipal Civil Engineer	40,000	4,80,000	40,000	4,80,000	4,80,000	3,60,000	1,20,000	1,80,000	

45		Naravarikuppam												
46		Ponneri	2	PG	MIS Specialist	60,000	14,40,000	60,000	14,40,000	14,40,000	10,80,000	3,60,000	5,40,000	
47		Thirunindravur												
48	Madurai	Melur	1	PG	Town Planning Specialist	70,000	8,40,000	70,000	8,40,000	8,40,000	6,30,000	2,10,000	3,15,000	
49		Usilampatti												
50		Thirumangalam												
51		Paravai	1	PG	GIS Specialist	70,000	8,40,000	70,000	8,40,000	8,40,000	6,30,000	2,10,000	3,15,000	
52		A.Vellalapatti												
53		T.Kallupatti												
54		Peraiyur												
55		Elumalai	2	PG	MIS Specialist	70,000	16,80,000	70,000	16,80,000	16,80,000	12,60,000	4,20,000	6,30,000	
56		Alanganallur												
57		Palamedu												
58	Sholavandan	1	PG	IEC Specialist	70,000	8,40,000	70,000	8,40,000	8,40,000	6,30,000	2,10,000	3,15,000		
59	Vadipatti													
60	Dindigul	Palani												
62		Oddanchatram												
63		Kodaikanal	1	Degree	Municipal Civil Engineer	40,000	4,80,000	40,000	4,80,000	4,80,000	3,60,000	1,20,000	1,80,000	
64		Sevugampatty												
65		Eriodu												
66		Vathalagundu (Batlagundu)												
67		Vedasandur												
68		Palayam												
69		Balasamudram												
70		Pattiveeranpatti												
71		Neikkarapatti												
72		Ayakudi	1	Degree	Municipal Civil Engineer	40,000	4,80,000	40,000	4,80,000	4,80,000	3,60,000	1,20,000	1,80,000	
73		Vadamadurai												
74		Ayyalur												
75		Keeranur (Dindigul)												
76		Agaram												
77		Ammayanaickanur												
78	Ayyampalayam													
79	Chinnalapatti													
80	Kannivadi (Dindigul)													
81	Natham													
82	Nilakottai	2	PG	MIS Specialist	60,000	14,40,000	60,000	14,40,000	14,40,000	10,80,000	3,60,000	5,40,000		
83	Pannaikadu													
84	Sithayankottai													
85	Srirampuram													
86	Thadicombu													
87	Ramanathapuram	Paramakudi	1	Degree	Municipal Civil Engineer	35,000	4,20,000	35,000	4,20,000	4,20,000	3,15,000	1,05,000	1,57,500	
89		Keelakarai												
90		Rameswaram	1	Degree	Municipal Civil Engineer	35,000	4,20,000	35,000	4,20,000	4,20,000	3,15,000	1,05,000	1,57,500	
91		Kamuthi												
92		Abiramam												
93		Thondi												
94		RS. Mangalam												
95	Mandapam	1	PG	MIS Specialist	45,000	5,40,000	45,000	5,40,000	5,40,000	4,05,000	1,35,000	2,02,500		
96	Sayalkudi													
97	Mudukulathur													
98	Karaikkudi													
99	Devakottai													
100	Sivagangai	Ilayangudi	1	Degree	Municipal Civil Engineer	35,000	4,20,000	35,000	4,20,000	4,20,000	3,15,000	1,05,000	1,57,500	
101		Kanadukathan												
102		Kandanur												
103		Kottaiyur												
104		Manamadurai												
105		Nattarasankottai	1	Degree	Municipal Civil Engineer	35,000	4,20,000	35,000	4,20,000	4,20,000	3,15,000	1,05,000	1,57,500	
106		Nerkuppai												
107	Pallathur													

Handwritten signature

108		Puduvayal												
109		Singampunari		1	PG	MIS Specialist	45,000	5,40,000	45,000	5,40,000	5,40,000	4,05,000	1,35,000	2,02,500
110		Thiruppavanam												
111		Thiruppathur												
112		Bodinayakanur												
113		Periyakulam												
114		Chinnamanur												
115		Kambam		1	Degree	Municipal Civil Engineer	40,000	4,80,000	40,000	4,80,000	4,80,000	3,60,000	1,20,000	1,80,000
116		Gudalur												
117		C. Pudupatti												
118		Kamayagoundanpatti												
119		Highwavys												
120		Andipatti												
121		B. Meenakshipuram		1	Degree	Municipal Civil Engineer	40,000	4,80,000	40,000	4,80,000	4,80,000	3,60,000	1,20,000	1,80,000
122		Boothipuram												
123		Devathanapatti												
124		Genguvarpatti												
125		Hanumanthanpatti		1	PG	MIS Specialist	60,000	7,20,000	60,000	7,20,000	7,20,000	5,40,000	1,80,000	2,70,000
126		Kombai												
127		Kutchanur												
128		Markayankottai												
129		Melachokkanatapuram												
130		Odaipatti												
131		Palanichettipatti												
132		Pannalpuram												
133		Tamarakulam		1	PG	Capacity Building Plan Specialist	60,000	7,20,000	60,000	7,20,000	7,20,000	5,40,000	1,80,000	2,70,000
134		Thenkari												
135		Thevaram												
136		Uthamapalayam												
137		Vadugapatti												
138		Veerapandi												
139				1	PG	GIS Specialist	70,000	8,40,000	70,000	8,40,000	8,40,000	6,30,000	2,10,000	3,15,000
140				1	Degree	Municipal Civil Engineer	50,000	6,00,000	50,000	6,00,000	6,00,000	4,50,000	1,50,000	2,25,000
141				1	Degree	Municipal Civil Engineer	50,000	6,00,000	50,000	6,00,000	6,00,000	4,50,000	1,50,000	2,25,000
142				1	PG	IEC Specialist	70,000	8,40,000	70,000	8,40,000	8,40,000	6,30,000	2,10,000	3,15,000
143				3	PG	MIS Specialist	70,000	25,20,000	70,000	25,20,000	25,20,000	18,90,000	6,30,000	9,45,000
144		Mettupalayam												
145		Pollachi												
146		Valparai												
147		Thondamuthur												
148		Mopperipalayam		1	PG	Capacity Building Plan Specialist	60,000	7,20,000	60,000	7,20,000	7,20,000	5,40,000	1,80,000	2,70,000
149		Anamalai												
150		Irugur												
151		Sulur												
152		Vettaikaranpudur												
153		Zaminuthukuli												
154		Othakkalmandapam												
155		Odayakulam												
156		Kannampalayam												
157		Kinathukadavu												
158		Samathur		1	Degree	Municipal Civil Engineer	40,000	4,80,000	40,000	4,80,000	4,80,000	3,60,000	1,20,000	1,80,000
159		Suleswaranpatti												
160		Pallapalayam												
161		Pooluvapatti												
162		Perianegamam												
163		Perur												
164		Ettimadai												
165		Thirumalayam Palayam												
166		Alandurai												
167		Annur												
168		Chettipalayam		1	Degree	Municipal Civil Engineer	40,000	4,80,000	40,000	4,80,000	4,80,000	3,60,000	1,20,000	1,80,000
169		Dhaliyur												

[Handwritten signature]

169		Gudalur											
170		Idigarai											
171		Karamadai											
172		Karumathampatti											
173		Kottur											
174		Madukkarai											
175		N.S.N.Palayam											
176		P.N.Palayam											
177		Sarcarsamakulam											
178		Sirumugai	1	PG	MIS Specialist	60,000	7,20,000	60,000	7,20,000	7,20,000	5,40,000	1,80,000	2,70,000
179		Thenkarai (Coimbatore)											
180		Vedapatti											
181		No.4 Veerapandi											
182		Vellalore											
183		Kangeyam	1	Degree	Municipal Civil Engineer	50,000	6,00,000	50,000	6,00,000	6,00,000	4,50,000	1,50,000	2,25,000
184		Vellakoil											
185		Palladam											
186		Udumalaipettai											
187		Dharapuram											
188		Thirumuruganpoondi	1	Degree	Municipal Civil Engineer	50,000	6,00,000	50,000	6,00,000	6,00,000	4,50,000	1,50,000	2,25,000
189		Avinashi											
190		Kunnathur											
191		Samalapuram											
192		Uthukuli											
193	Tiruppur	Chinnakkampalayam											
194		Dhali											
195		Kaniyur	1	Degree	Municipal Civil Engineer	50,000	6,00,000	50,000	6,00,000	6,00,000	4,50,000	1,50,000	2,25,000
196		Kannivadi (Tiruppur)											
197		Kolathupalayam											
198		Komaralingam											
199		Madathukulam											
200		Mulanur											
201		Muthur	2	PG	MIS Specialist	70,000	16,80,000	70,000	16,80,000	16,80,000	12,60,000	4,20,000	6,30,000
202		Ruthravathi											
203		Sangaramanallur											
204		Sathyamangalam											
205		Bhavani											
206		Gobichettipalayam											
207		Punjaipuliampatti											
208		Kuhalur	1	Degree	Municipal Civil Engineer	50,000	6,00,000	50,000	6,00,000	6,00,000	4,50,000	1,50,000	2,25,000
209		Ammappettai (Erode)											
210		Anthiyur											
211		Appakudal											
212		Arachalru											
213		Aryappampalayam											
214		Athani											
215		Avalpoondurai											
216		Bhavanisagar											
217		Chennasamudhram											
218		Chennimalai											
219		Chithode											
220		Elathur											
221		Jambai	1	Degree	Municipal Civil Engineer	50,000	6,00,000	50,000	6,00,000	6,00,000	4,50,000	1,50,000	2,25,000
222		Kanjikovil											
223		Karumandichellipalayam											
224		Kasipalayam (Gobi)											
225		Kembanaickenpalayam											
226	Erode	Kilambadi											
227		Kodumudi											
228		Kolappalur											
229		Kollankovil											
230		Lakkampatti											
231		Modakkurichi											

SP

232		Nallampatti											
233		Nambiyur	1	PG	MIS Specialist	70,000	8,40,000	70,000	8,40,000	8,40,000	6,30,000	2,10,000	3,15,000
234		Nasiyanur											
235		Nerinjipettai											
236		Olagadam											
237		P.Mettupalayam											
238		Pallapalayam											
239		Pasur											
240		Periyakodiveri											
241		Perundurai											
242		Pethampalayam											
243		Salangapalayam	1	PG	Housing Finance and policy Specialist	70,000	8,40,000	70,000	8,40,000	8,40,000	6,30,000	2,10,000	3,15,000
244		Sivagiri											
245		Unjalur											
246		Vadugapatti											
247		Vaniputhur											
248		Vellottamparappu											
249		Vengampudur											
250		Nelliyalam											
251		Udhagamandalam											
252		Coonoor	1	PG	MIS Specialist	45,000	5,40,000	45,000	5,40,000	5,40,000	4,05,000	1,35,000	2,02,500
253		Gudalur											
254		Adikaratti											
255		Bikketti											
256		Devershola											
257	Nilgiris	Huligal	1	PG	Capacity Building Plan Specialist	45,000	5,40,000	45,000	5,40,000	5,40,000	4,05,000	1,35,000	2,02,500
258		Jegatahala											
259		Ketti											
260		Kil-kundah											
261		Kotagiri											
262		Naduvattam	1	PG	Social Development Specialist	45,000	5,40,000	45,000	5,40,000	5,40,000	4,05,000	1,35,000	2,02,500
263		O' Valley											
264		Sholur											
265		Thuraiyur											
266		Thuvakudi	1	PG	GIS Specialist	70,000	8,40,000	70,000	8,40,000	8,40,000	6,30,000	2,10,000	3,15,000
267		Manapparai											
268		S.Kannanur											
269		Balakrishnampatty	1	Degree	Municipal Civil Engineer	50,000	6,00,000	50,000	6,00,000	6,00,000	4,50,000	1,50,000	2,25,000
270		Kallakudi											
271		Kattuputhur											
272		Koothappar	1	Degree	Municipal Civil Engineer	50,000	6,00,000	50,000	6,00,000	6,00,000	4,50,000	1,50,000	2,25,000
273		Lalgudi											
274		Mannachanallur											
275		Mettupalayam											
276		Musiri	1	Degree	Municipal Civil Engineer	50,000	6,00,000	50,000	6,00,000	6,00,000	4,50,000	1,50,000	2,25,000
277		Ponnampatti											
278		Pullambadi											
279		Poovalur											
280		Sirugamani											
281		Thathiangarpet	1	PG	MIS Specialist	70,000	8,40,000	70,000	8,40,000	8,40,000	6,30,000	2,10,000	3,15,000
282		Thottiam											
283		Uppiliapuram											
284		Kumbakonam											
285		Pattukkottai											
286		Perumagalur	1	Degree	Municipal Civil Engineer	40,000	4,80,000	40,000	4,80,000	4,80,000	3,60,000	1,20,000	1,80,000
287		Madukkur											
288		Ayyampettai											
289		Adirampattinam											
290		Aduthurai											

SP

291	Thanjavur	24	Ammapettai (Thanjavur)	7,38,081	1	Degree	Municipal Civil Engineer	40,000	4,80,000	40,000	4,80,000	4,80,000	3,60,000	1,20,000	1,80,000					
292					Cholapuram	1	PG	MIS Specialist	60,000	7,20,000	60,000	7,20,000	7,20,000	5,40,000	1,80,000	2,70,000				
293																	Dharasuram			
294																		Mela Thiruppanthuruthi		
295																			Melattur	
296																				Orathanadu
297																				
298	Peravurani																			
299		Swamimallai																		
300			Thirukattupalli																	
301				Thirunageswaram																
302					Thiruppanthal															
303						Thirubuvanam														
304							Thiruvaiyaru													
305	Thiruvidaimaruthur																			
306		Vallam																		
307			Veppathur																	
308				Nellikuppam																
309					Panruti															
310						Chidambaram														
311							Virudhachalam													
312	Gangaikondan																			
313		Mangalampet																		
314			Annamalainagar																	
315				Bhuvanagiri																
316					Kattumannarkoil															
317						Killai														
318							Kurinjiyadi													
319	Lalpettai																			
320		Melpattampakkam																		
321			Parangipettai																	
322				Pennadam																
323					Sethiyathope															
324						Srimushnam														
325							Thorapadi													
326	Tittagudi																			
327		Vadalur																		
328			Tindivanam																	
329				Kallakurichi																
330					Ananthapuram															
331						Arakandanallur														
332							Chinnasalem													
333	Gingee																			
334		Kottakuppam																		
335			Manalurpettai																	
336				Marakkanam																
337					Sankarapuram															
338						Thiyagadurgam														
339							Thiruvannainallur													
340	Tirukoilur																			
341		Ulundurpet																		
342			Vadakkanandal																	
343				Valavanur																
344					Vikravandi															
345						Perambalur		4	Poolambadi	97,163	1	Degree	Municipal Civil Engineer	35,000	4,20,000	35,000	4,20,000	4,20,000	3,15,000	1,05,000
346							Labbaikudikadu													
347	Arumbavur																			
348		Kurumbalur																		
349			Ariyalur			3		Jayankondam	83,794	1	PG	Social Development Specialist	45,000	5,40,000	45,000	5,40,000	5,40,000	4,05,000	1,35,000	2,02,500
350				Udayarpalayam																
	Varadarajanpettai																			

[Handwritten signature]

351	Nagapattinam	11	Sirkali	3,55,162	1	PG	MIS Specialist	45,000	5,40,000	45,000	5,40,000	5,40,000	4,05,000	1,35,000	2,02,500
352			Mayiladuthurai												
353			Vedaranyam												
354			Keelvelur												
355			Kuthalam												
356			Manal Medu												
357			Thalainayar												
358			Tharangampadi												
359			Thittacherri												
360			Valthieswaran Koil												
361	Velankanni														
362	Karur	12	Kulithalai	3,73,686	1	Degree	Municipal Civil Engineer	35,000	4,20,000	35,000	4,20,000	4,20,000	3,15,000	1,05,000	1,57,500
363			TNPL												
364			Puliyur												
365			Punjaitthotkurichi												
366			Aravakurichi												
367			Krishnarayapuram												
368			Manudur												
369			Nangavaram												
370			P.J.Cholapuram												
371			Pallapatti												
372			Punjaipugalur												
373			Uppidamangalam												
374	Pudukottai	9	Aranthangi	2,51,118	1	Degree	Municipal Civil Engineer	35,000	4,20,000	35,000	4,20,000	4,20,000	3,15,000	1,05,000	1,57,500
375			Illuppur												
376			Alangudi												
377			Annavasal												
378			Arimalam												
379			Karambakkudi												
380			Keeramangalam												
381			Keeranur												
382	Ponnamaravathy														
383	Thiruvarur	10	Kuthanallur	2,57,795	1	Degree	Municipal Civil Engineer	35,000	4,20,000	35,000	4,20,000	4,20,000	3,15,000	1,05,000	1,57,500
384			Mannargudi												
385			Thiruthuraiipoondi												
386			Kodavasal												
387			Koradachery												
388			Muthupettai												
389			Nannilam												
390			Needamangalam												
391			Peralam												
392			Valangaiman												
393			Mettur		1	PG	GIS Specialist	70,000	8,40,000	70,000	8,40,000	8,40,000	6,30,000	2,10,000	3,15,000
394			Edappadi												
395			Attur												
396			Narsingapuram												
397			Ayothiyapattanam												
398			Valappady												
399			Arasiramani												
400			Attayampatty												
401			Belur												

Handwritten signature

402	Salem	37	Edanganasalai	15,22,299	1	Degree	Municipal Civil Engineer	50,000	6,00,000	50,000	6,00,000	6,00,000	4,50,000	1,50,000	2,25,000
403			Yethapur												
404			Gangavalli												
405			Elampillai												
406			Jalakandapuram												
407			Kadayampatty												
408			Kannankurichi												
409			Karuppur												
410			Keeripatty												
411			Kolathur												
412			Konganapuram												
413			Mallur												
414			Mecheri												
415			Nangavalli												
416			Omalur												
417			P.N.Patti												
418			Panamarathupatty												
419			Pethanaickenpalayam												
420			Poolampatty												
421			Sankagiri												
422	Sendarapatty														
423	Thammampatty														
424	Tharamangalam														
425	Thedavor														
426	Thevur														
427	Vanavasi														
428	Veeraganur														
429	Veerakkalpur														
430	Vellore	27	Walajapet	13,49,696	1	PG	MIS Specialist	70,000	8,40,000	70,000	8,40,000	8,40,000	6,30,000	2,10,000	3,15,000
431			Ranipettai												
432			Melisharam												
433			Arakonam												
434			Arcot												
435			Vaniyambadi												
436			Ambur												
437			Jolarpet												
438			Tirupathur												
439			Gudiyatham												
440			Pernampattu												
441			Kaveripakkam												
442			Nemili												
443			Thakkolam												
444			Panapakkam												
445			Thiruvalem												
446			Pennathur												
447			Odugathur												
448			Alangayam												
449			Ammoor												
450	Kalavai														
451	Natrampalli														
452	Pallikonda														
453	Sholinghur														
454	Thimiri														
455	Udayendiram														
456	Villapakkam														

Handwritten signature

457	Dharmapuri	10	Marandahalli	2,16,313	1	PG	Town Planning Specialist	45,000	5,40,000	45,000	5,40,000	5,40,000	4,05,000	1,35,000	2,02,500			
458			B.Mallapuram															
459			Harur		1	Degree	Municipal Civil Engineer	35,000	4,20,000	35,000	4,20,000	4,20,000	3,15,000	1,05,000	1,57,500			
460			Kadathur															
461			Kambainallur															
462			Karimangalam															
463			Palacode															
464			Papparapatti															
465	Pappireddipatti																	
466	Pennagaram																	
467	Krishnagiri	7	Hosur	2,85,512	1	PG	MIS Specialist	45,000	5,40,000	45,000	5,40,000	5,40,000	4,05,000	1,35,000	2,02,500			
468			Uthangarai															
469			Kaveripattinam		1	Degree	Municipal Civil Engineer	35,000	4,20,000	35,000	4,20,000	4,20,000	3,15,000	1,05,000	1,57,500			
470			Kelamangalam															
471			Bargur															
472			Denakanikottai															
473			Nagojanahalli															
474	Kumarapalayam	Namakkal	23	5,75,844	1	Degree	Municipal Civil Engineer	40,000	4,80,000	40,000	4,80,000	4,80,000	3,60,000	1,20,000	1,80,000			
475	Tiruchengode																	
476	Pallipalayam																	
477	Rasipuram				1	Degree	Municipal Civil Engineer	40,000	4,80,000	40,000	4,80,000	4,80,000	3,60,000	1,20,000	1,80,000			
478	Namagiripettai																	
479	Alampalayam																	
480	Mallasamudram																	
481	Mohanur																	
482	Padaveedu																	
483	Paramathi																	
484	Pandamangalam																	
485	Pothanur																	
486	Sendamangalam																	
487	Athanur				1	PG	MIS Specialist	60,000	7,20,000	60,000	7,20,000	7,20,000	5,40,000	1,80,000	2,70,000			
488	Erumapatti																	
489	Kalappanaickenpatty																	
490	Pattanam																	
491	Pillanallur																	
492	Seerapalli																	
493	Vennandur																	
494	Vengarai																	
495	R.Pudupatty				Thiruvannamalai	13	4,25,708	1	PG	MIS Specialist	45,000	5,40,000	45,000	5,40,000	5,40,000	4,05,000	1,35,000	2,02,500
496	Velur																	
497	Arani	1	Degree	Municipal Civil Engineer				35,000	4,20,000	35,000	4,20,000	4,20,000	3,15,000	1,05,000	1,57,500			
498	Tiruvethipuram																	
499	Vandavasi																	
500	Chengam	1	Degree	Social Development Specialist				25,000	3,00,000	35,000	4,20,000	3,00,000	2,25,000	75,000	1,12,500			
501	Chetpet																	
502	Desur																	
503	Kalambur																	
	Kannamangalam																	
	Kilpennathur																	
	Peramallur																	
	Polur																	
	Pudupalayam																	
	Vettavalam																	

504	Tirunelveli	43	Puliankudi	14,53,566	1	Degree	Municipal Civil Engineer	50,000	6,00,000	50,000	6,00,000	6,00,000	4,50,000	1,50,000	2,25,000
505			Sankarankoil												
506			Kadayanallur												
507			Tenkasi												
508			Shenkottai												
509			Vikramasingapuram												
510			Ambasamudram												
511			Ayikudy												
512			Gopalsamudram												
513			Eruvadi												
514			Ilangi												
515			Melaseval												
516			Melagaram												
517			Moolaikaraipatti												
518			Nanguneri												
519			Pudur(s)												
520			Pattamadai												
521			Rayagiri												
522			Sambavarvadakarai												
523			Vadakarai Keelpidagai												
524			Vasudevanallur												
525			Panpoli												
526			Sundarapandiapuram												
527			Thirukkurungudi												
528			Thiruvengadam												
529	Kalakkad														
530	Kallidaikurichi														
531	Courtallam														
532	Manimuthar														
533	Sankarnagar														
534	Vadaku Valloor														
535	Alangulam														
536	Cheranmahadevi														
537	Keelapavoor														
538	Mukkudal														
539	Naranammalpuram														
540	Panagudi														
541	Sivagiri														
542	Surandai														
543	Thisaiyanvillai														
544	Veeravanallur														
545	Achanpudur														
546	Alwarkurichi														
547	Kovilpatti														
548	Kayalpattinam														
549	Kanam														
550	Alwarthirunagari														
551	Arumuganeri														
552	Athoor (Tuticorin)														
553	Eral														
554	Ettayapuram														
555	Kadambur														
556	Kalugumalai														
557	Kayathar														
558	Nazareth														
559	Perungulam														
560	Tuticorin	21	Kovilpatti	6,22,475	1	PG	Social Development Specialist	60,000	7,20,000	60,000	7,20,000	7,20,000	5,40,000	1,80,000	2,70,000
561															
562	Kanam														
563	Alwarthirunagari														
564	Arumuganeri														
565	Athoor (Tuticorin)														
566	Eral														
567	Ettayapuram														
568	Kadambur														
569	Kalugumalai														
570	Kayathar														
571	Nazareth														
572	Perungulam														

[Handwritten signature]

533		Sathankulam											
534		Sawyerpuram											
535		Srivaikuntam											
536		Thenthiruperai	1	PG	MIS Specialist	60,000	7,20,000	60,000	7,20,000	7,20,000	5,40,000	1,80,000	2,70,000
537		Tiruchendur											
538		Udangudi											
539		Pudur(V)											
540		Vilathikulam											
541		Kuzhithurai											
542		Padmanabhapuram											
543		Colachel											
544		Nagercoil											
545		Attoor (Kanyakumari)											
546		Agasteeswaram	1	Degree	Municipal Civil Engineer	50,000	6,00,000	50,000	6,00,000	6,00,000	4,50,000	1,50,000	2,25,000
547		Anjugramam											
548		Azhagappapuram											
549		Suchindrum											
550		Mylaudy											
551		Thentharamaikulam											
552		Theroor											
553		Kottaram											
554		Marungoor											
555		Thazhakudy											
556		Azhagiapandiapuram											
557		Aralvaimozhi											
558		Boothapandy											
559		Puthalam											
560		Thengamputhoor											
561		Thingalnager	1	Degree	Municipal Civil Engineer	50,000	6,00,000	50,000	6,00,000	6,00,000	4,50,000	1,50,000	2,25,000
562		Mandaikadu											
563		Vellimalai											
564		Villukuri											
565		Alloor											
566		Manavalakurichy											
567		Reethapuram											
568		Kallukuttam											
569	Kanyakumari	Neyyoor											
570		Eraniel											
571		Kumarapuram											
572		Kothanalloor											
573		Mulagumoodu											
574		Thiruvithancode											
575		Kappiyarai	1	PG	IEC Specialist	70,000	8,40,000	70,000	8,40,000	8,40,000	6,30,000	2,10,000	3,15,000
576		Valvachagostam											
577		Vilavoor											
578		Ponmanai											
579		Thiruparappu											
580		Thiruvattar											
581		Verkilambi											
582		Kulasekaram											

Handwritten signature

559		Palugal													
560		Edaicode													
561		Kadayal													
562		Pacode													
563		Kaliyakkavilal													
564		Arumanai													
565		Puthukadai													
566		Kollemcode													
567		Ezhudesam													
568		Palapallam													
569		Nalloor													
570		Karungal													
571		Keezhkulam													
572		Unamalaikadai													
573		Ganapathipuram													
574		Killiyoor													
575	Virudhunagar	Rajapalayam													
576		Srivilliputhur													
577		Thiruthangal													
578		Sivakasi													
579		Aruppukkottai													
580		Sattur													
581		Seithur													
582		Kariapatti													
583		Chettiarpatti													
584		Mamsapuram													
585		Mallanginar													
586		S.Kodikulam													
587		Sundarapandiam													
588		V.Pudupatti													
589		Vathirairuppu													
Total	32	635	635	2,96,25,813	125	-	-	57,05,000	7,91,40,000	57,15,000	7,92,60,000	7,91,40,000	5,93,55,000	1,97,85,000	2,96,77,500

[Handwritten signature]

GFR 12-C


[(See rule 239)]


FORM OF UTILIZATION CERTIFICATE (FOR STATE GOVERNMENTS)

(Where expenditure incurred by Govt. bodies only)

Sl. No	Letter No and Date	Amount (in lakh)	
1	GOI Lr.No. N-11015/01/2017 - HFA-II Section - MHUPA(FTS - 9023957) dated: 13.11.2018	395.325	Certified that out of <u>Rs.395.325 lakh</u> of grants sanctioned during the year 2016-17,2017-18 and 2018-19 in favour of <u>Tamil Nadu Slum Clearance Board</u> under the Ministry/Department Letter No.given in the margin has been utilized and <u>Rs.Nil</u> on account of unspent balance of the previous year, a sum of Rs.395.325 lakh has been utilized for the propose of <u>SLTCs & CLTCs</u> in 2016-17,2017-18 and 2018-19 for which it was sanctioned. and that the balance of Rs.Nil lakh remaining unutilized at the end of the year has been surrendered to Government(vide No dated)/would be adjusted towards the grants payable during the next year 2019-20.
	Total	395.325	

2.Certified that I have satisfied myself that the conditions on which the grants-in-aid was sanctioned have been duly fulfilled/are being fulfilled and that I have exercised the following checks to see that the money was actually utilized for the propose for which it was sanctioned.


Managing Director
Tamil Nadu Slum Clearance Board
State Level Nodal Agency


Principal Secretary to Government,
Housing & Urban Development Dept.,
Fort St. George,
Chennai - 600 009.


20/11/2021

