

PAO(Sectt.)/HUA/Admin/Advice/2020-21/22 73-74
GOVERNMENT OF INDIA
 PAO(Sectt.), Ministry of Housing and Urban Affairs
 507-C Wing, Nirman Bhawan, New Delhi
 Telephone No: 23062664 Fax No: 23062664

To,
 The General Manager,
 Reserve Bank of India,
 Central Accounts Section,
 Additional Office Building,
 East High Court Road,
 NAGPUR - 440 001

Code No:	707
Advice No:	817
Advice Date:	24/03/2021

Sir,

Please debit our account with Rs. **6,50,97,655/- (Six Crore Fifty Lakh Ninety Seven Thousand Six Hundred Fifty Five Only.)** by contra credit to the following accounts of the Governments with the amounts mentioned against each:

Month and Year of Accounts: **March,2021**


The Amount to be Settled: **March,2021**

Sl.No.	Name of the State	State Code	Scheme Code	Amount	Sanction No. and Date
1	ANDHRA PRADESH	101	1989-STATE AND UT GRANTS UNDER PMAY (URBAN)	6,50,97,655	N-11015/1/2018-HFA-III-UD (FTS-9034847) dated 23/03/2021
GRAND TOTAL:				6,50,97,655	

Signature of the authorized official


(Pawan Kumar Bhatnagar)
Sr. Accounts Officer


- O/o the Accountant General (A&E), Andhra Pradesh, Hyderabad-500004
- Sh. B.K Mandal, US (HFA-III) , M/o Housing and Urban Affairs, New Delhi-110011.


 Pawan Kumar Bhatnagar
 Sr. Accounts Officer

① AE - HFA

② MIS- HFA BNDug
15/4/21

③ MDA- Cell



To

The Pay & Accounts Officer (Sectt.),
M/o Housing & Urban Affairs,
Nirman Bhawan,
New Delhi.

23

Subject: **Release of Rs. 650.97655 lakh to State Govt. of Andhra Pradesh towards reimbursement of Central Assistance for SLTC and CLTCs for FY 2019-20 and 1st instalment of Central Assistance for SLTC and CLTCs for FY 2020-21 under PMAY-U Mission - reg.**

Sir,

I am directed to convey the sanction of the Competent Authority to release an amount of **Rs. 6,50,97,655/- (Rupees Six Crore Fifty Lakh Ninty Seven Thousand Six Hundred and Fifty Five only)** to State Govt. of Andhra Pradesh as reimbursement of Central Assistance for SLTC with 9 Specialists and 98 CLTCs with 217 Specialists for FY 2019-20 and 1st instalment of Central Assistance for SLTC with 10 Specialists and 121 CLTCs with 309 Specialists for FY 2020-21 under Pradhan Mantri Awas Yojana-Urban (PMAY-U) Mission. Details are enclosed at Annexure - I to IV and are also as under:

(Amount in Rs.)

S. No.	Items	Admissible expenditure as per CB norms	Admissible Central Assistance (75%)	1 st instalment of Central Assistance already released	Funds being released in this sanction
i.	Reimbursement of Central Assistance for SLTC with 9 Specialists for FY 2019-20	52,77,956	39,58,467	38,25,000	1,33,467
ii.	Reimbursement of Central Assistance for 98 CLTCs with 217 Specialists for FY 2019-20	8,56,28,917	6,42,21,688	6,36,52,500	5,69,188
Sub-total (A)		9,09,06,873	6,81,80,155	6,74,77,500	7,02,655
iii.	Release of 1 st instalment of Central Assistance (50%) for SLTC with 10 Specialists for FY 2020-21	97,80,000	73,35,000	--	36,67,500
iv.	Release of 1 st instalment of Central Assistance (50%) for 121 CLTCs with 309 Specialists for FY 2020-21	16,19,40,000	12,14,55,000	--	6,07,27,500
Sub-total (B)		17,17,20,000	12,87,90,000	--	6,43,95,000
Total (A+B)					6,50,97,655

2. Earlier, the fund of Rs. 863.47958 lakh was released to State Govt. of Andhra Pradesh, out of which Rs. 215.65458 lakh was released as reimbursement of Central Assistance for SLTC/CLTCs for FY 2017-18 & 2018-19 and Rs. 647.825 lakh as 1st instalment of Central Assistance for SLTC/CLTCs for FY 2019-20 vide sanction letter of even number dated 08.01.2020. The State Govt. has submitted the Utilisation Certificate (UC) for an amount of Rs. 863.47 lakh against the said release, which is enclosed herewith.

3. The above grant is subject to the following conditions:

- i. The State Govt. of Andhra Pradesh will comply with the terms and conditions stipulated in the guidelines, CSMC directions and instructions issued by this Ministry.
- ii. The State Govt. of Andhra Pradesh will utilize the sanctioned grant for the purpose for which it is released. The Govt. of Andhra Pradesh/Nodal Agency shall furnish physical and financial progress reports every quarter.
- iii. The State Govt. of Andhra Pradesh will furnish the Expenditure Statement/UC as per GFR 2017 along with the details of Specialists engaged subject to financial norms approved by 1st CSMC as well as adherence to scheme guidelines.
- iv. Further installment of funds will be considered on receipt of expenditure statement/UC from the State Govt. of Andhra Pradesh along with details of specialists engaged subject to financial norms approved by 1st CSMC as well as adherence to scheme guidelines, furnishing clarifications/supporting documents and submission of pending UCs under RAY, if any.
- v. The State Govt. of Andhra Pradesh /Nodal Agency shall strictly monitor the progress of the preparatory work. All bills/voucher etc. should be safely kept at SLNA level for future audit and other references.
- vi. The amount of Central Assistance approved will form a part of capacity building plan of the State Govt. of Andhra Pradesh under PMAY-U Mission.
- vii. Transfer of funds to different entities, if any may be made through PFMS, as applicable and where there is an element of cash transfer to individuals, the same may be made through DBT/EAT module of PFMS as applicable.


4. The expenditure involved is debit to the following Head of Account under Demand No. 57 of Ministry of Housing and Urban Affairs for FY 2020-21.

Major Head	3601	Grants-in-aid to State Governments
Sub-Major Head	06	Centrally Sponsored Scheme
Minor Head	101	Central Assistance/Share
Sub Head	31	Pradhan Mantri Awas Yojana (Urban)
Detailed Head	01	Assistance to State Govts.
Object Head	31.01.31	Grants-in-Aid-General

5. The amount will be credited to the State Government's Account at Reserve Bank of India, CAS, Nagpur as per procedure laid down by Ministry of Finance, Department of Expenditure in this regard.

6. As per rule 236(1) of GFR, 2017, the relevant accounts of the Grantee Institution(s)/Organisation(s) shall be open to inspection by the sanctioning authority and audit, both by the Comptroller and Auditor General of India under the provision of CAG (DPC) Act 1971 and internal audit by the Principal Accounts Office of the Ministry or Department, whenever the Institution or Organisation is called upon to do so.

7. This issues with the concurrence of the Finance Division vide **Note# 115** of even number dated 21.01.2021.



8. The sanction has been registered at S. No. 527 of the Grants-in-Aid Register of the HFA Division for the year 2020-21.

Yours faithfully,



(B.K. Mandal)


Under Secretary to the Government of India

Tel: 23063285

Encl.: As above.

Copy to:

1. Principal Secretary/Secretary, Urban Development Department Government of Andhra Pradesh
2. Mission Director, PMAY and Managing Director, APTIDCO, Vijayawada-520002
3. Accountant General (A&E), Andhra Pradesh
4. NitiAayog, SP Divn./FR Divn., New Delhi
5. CGM, RBI, CAS, Nagpur
6. Dir. (IFD), MoHUA
7. Dir. (HFA-III), MoHUA
8. DS(Budget), MoHUA
9. Section Officer (Admn-II), M/o Housing and Urban Affairs, Nirman Bhawan, New Delhi
10. Dy. Chief (MIS), HFA Directorate may place this sanction at appropriate place on the Website of the Ministry.
11. Sanction folder



(B.K. Mandal)

Under Secretary to the Government of India

Annexure-I

Details of SLTC for FY 2019-20 in respect of State of Andhra Pradesh

S. No.	Designation	Educational Qualification	Date of Joining	Date of Resignation	Salary per month paid by the State	Permissible Salary per month as per CB norms	Total permissible expenditure as per CB norms	Total expenditure incurred by the State	Total admissible expenditure as per CB norms	Central Assistance (75%)
1	Social Development Specialist	MA Social	31.10.2017	16.07.2019	80,000	85,000	2,81,290	2,81,290	2,81,290	2,10,968
2	MIS Specialist	M.C.A.	1.03.2017	--	60,000	85,000	7,20,000	7,18,065	7,18,065	5,38,549
3	GIS	M. Tech.	6.04.2017	--	60,000	85,000	7,20,000	7,18,065	7,18,065	5,38,549
4	Municipal Finance Specialist	MBA (Fin.)	6.11.2017	--	60,000	85,000	7,20,000	7,18,065	7,18,065	5,38,549
5	Urban Planner	M.Sc. Phd.	11.02.2017	--	50,000	85,000	6,00,000	5,83,816	5,83,816	4,37,862
6	Housing Finance Specialist	MA LLB, CA IIV, PGDBA	11.02.2017	--	60,000	85,000	7,20,000	7,06,646	7,06,646	5,29,985
7	Urban Infrastructure Specialist	DCE	11.06.2017	--	45,000	50,000	5,40,000	5,40,000	5,40,000	4,05,000
8	Environmental Specialist	M.Sc. Env.S	31.10.2017	--	40,000	85,000	4,80,000	4,73,461	4,73,461	3,55,096
9	Capacity Building Specialist	MHRM, LLB	14.04.2017	--	45,000	85,000	5,40,000	5,38,648	5,38,648	4,03,911
Total							53,21,290	52,77,956	52,77,956	39,58,467

Total admissible Central Assistance for SLTC for FY 2019-20 = Rs. 39,58,467/-
 1st installment of Central Assistance already released for SLTC for FY 2019-20 = Rs. 38,25,000/-
 Central Assistance being released as reimbursement for SLTC for FY 2019-20 = Rs. 1,33,467/-



Annexure-II

Details of CLTCs for FY 2019-20 in respect of State of Andhra Pradesh

S. No.	Cluster/ City Name	Urban Population	Designation	Educational Qualification	Date of Joining	Date of Resignation	Salary per month paid by the State	Permissible Salary per month as per CB norms	Total expenditure as per CB norms	Total expenditure incurred by the State	Total admissible expenditure as per CB norms	Central Assistance (75%)
1	Addanki	40,653	Municipal Civil Engineer	B. Tech	13.12.2018	30.11.2019	30,000	35,000	2,40,000	2,40,000	2,40,000	1,80,000
2			Social Development and Capacity Building Specialist	M.Sc.	10.12.2018	--	35,000	45,000	4,20,000	4,20,000	4,20,000	3,15,000
3	Ailani	1,84,625	MIS Specialist	MCA	9.04.2017	--	25,000	45,000	3,00,000	3,00,000	3,00,000	2,25,000
4			Social Development Specialist	M.A. SOC	13.04.2017	--	30,000	45,000	3,60,000	3,60,000	3,60,000	2,70,000
5			Capacity Building Specialist	PG	13.12.2018	30.11.2019	35,000	45,000	2,80,000	2,80,000	2,80,000	2,10,000
6			Social Development and Capacity Building Specialist	MA	11.12.2018	--	35,000	45,000	4,20,000	4,20,000	4,20,000	3,15,000
7	Allagadda	41,697	Capacity Building Specialist and MIS	M.Sc.	14.12.2018	--	35,000	45,000	4,20,000	4,20,000	4,20,000	3,15,000
8			MIS Specialist	B.Tech	12.12.2018	--	30,000	35,000	3,60,000	3,60,000	3,60,000	2,70,000
9			Capacity Building Specialist	M.A.	27.12.2018	--	35,000	45,000	4,20,000	4,20,000	4,20,000	3,15,000
10	Anadavallasa	39,799	Social Development Specialist	Phd	1.01.2019	--	35,000	45,000	4,20,000	4,20,000	4,20,000	3,15,000
11			Municipal Civil Engineer	B. Tech, Civil	12.12.2018	--	30,000	35,000	3,60,000	3,60,000	3,60,000	2,70,000
12	Anapartham	53,231	MIS Specialist	MCA	11.12.2018	--	35,000	45,000	4,20,000	4,20,323	4,20,323	3,15,992
13			Housing Finance Specialist	MBA	13.04.2017	--	25,000	45,000	3,00,000	3,00,000	3,00,000	2,25,000
14	Anantapur	1,21,874	MIS Specialist	B. Tech	11.12.2018	--	30,000	35,000	3,60,000	3,60,000	3,60,000	2,70,000
15			Municipal Civil Engineer	M.A. SOC	13.04.2017	--	25,000	45,000	3,00,000	3,00,000	3,00,000	2,25,000
16	Atmakur	45,783	Municipal Civil Engineer	B. Tech	10.12.2018	--	30,000	35,000	3,60,000	3,60,000	3,60,000	2,70,000
17			Social Development and Capacity Building Specialist	M.A.	10.12.2018	--	35,000	45,000	4,20,000	4,20,000	4,20,000	3,15,000
18	Badvel	41,807	MIS Specialist	M.A.	10.12.2018	--	35,000	45,000	4,20,000	4,20,000	4,20,000	3,15,000
19			MIS Specialist	M. Tech	9.04.2017	--	45,000	45,000	5,40,000	5,40,000	5,40,000	4,05,000
20	Bhimavaram	1,46,961	MIS & Social Development Specialist	MBA	11.12.2018	--	35,000	45,000	4,20,000	4,20,000	4,20,000	3,15,000
21			Social Development Specialist & IEC	MA	18.12.2018	--	35,000	45,000	4,20,000	4,20,000	4,20,000	3,15,000
22	Bobbili	56,819	Social Development Specialist	M.A. SOC	14.04.2017	--	25,000	45,000	3,00,000	3,00,000	3,00,000	2,25,000
23			Social Development Specialist	Phd	10.12.2018	--	35,000	45,000	4,20,000	4,20,000	4,20,000	3,15,000
24	Bobbili	56,819	MIS Specialist	M.Sc.	10.12.2018	--	35,000	45,000	4,20,000	4,20,000	4,20,000	3,15,000
25			MIS Specialist	M.Tech. PE	10.04.2017	--	45,000	45,000	5,40,000	5,40,000	5,40,000	4,05,000
26	Bobbili	56,819	Social Development Specialist	MISW	10.04.2017	--	30,000	45,000	3,60,000	3,60,000	3,60,000	2,70,000

[Handwritten Signature]

144	Proddatur	463,970	MIS Specialist	B. Tech	10.12.2018	--	30,000	35,000	3,60,000	3,60,000	3,60,000	3,60,000	2,70,000
145	Pulvachala	65,706	Housing Finance Specialist	MBA	10.12.2018	30.11.2019	35,000	45,000	2,80,000	2,80,000	2,80,000	2,80,000	2,10,000
146			MIS Specialist	MBA	10.12.2018	--	35,000	45,000	4,20,000	4,20,000	4,20,000	4,20,000	3,15,000
147	Pungunur	54,246	MIS Specialist	MBA	14.12.2018	--	35,000	45,000	4,20,000	4,20,000	4,20,000	4,20,000	3,15,000
148			MIS Specialist	M. Tech	14.12.2018	30.11.2019	35,000	45,000	2,80,000	2,80,000	2,80,000	2,80,000	2,10,000
149	Puttaparthi	39,927	Social Development and Capacity Building Specialist	M.A.	14.12.2018	--	35,000	45,000	4,20,000	4,20,000	4,20,000	4,20,000	3,15,000
150	Puttur	54,092	MIS Specialist & Capacity Building Specialist	M. Tech	14.12.2018	--	35,000	45,000	4,20,000	4,20,000	4,20,000	4,20,000	3,15,000
151			MIS Specialist	MBA	14.12.2018	--	35,000	45,000	4,20,000	4,20,000	4,20,000	4,20,000	3,15,000
152	Rajam	42,197	Social Development and Capacity Building Specialist	M. Phil.	12.12.2018	--	35,000	45,000	4,20,000	4,20,000	4,20,000	4,20,000	3,15,000
153	Rajamahendravaram		Social Development Specialist	M.A.	03.04.2017	--	35,000	45,000	4,20,000	4,20,000	4,20,000	4,20,000	3,15,000
154		3,41,831	Social Development Specialist	M.A.	18.12.2018	--	35,000	45,000	4,20,000	4,20,000	4,20,000	4,20,000	3,15,000
155	Rejampet	54,050	Municipal Civil Engineer	B. Tech	10.12.2018	--	30,000	35,000	3,60,000	3,60,000	3,60,000	3,60,000	2,70,000
156	Rennachandrapuram		Social Development Specialist	MSW	04.04.2017	--	40,000	45,000	4,80,000	4,80,000	4,80,000	4,80,000	3,60,000
157		43,657	Municipal Civil Engineer	Degree	10.12.2018	--	30,000	45,000	3,60,000	3,60,000	3,60,000	3,60,000	2,70,000
158			Social Development Specialist	MA	12.12.2018	--	35,000	45,000	4,20,000	4,20,000	4,20,000	4,20,000	3,15,000
159			MIS Specialist	B.Tech (CSE)	04.04.2017	--	35,000	45,000	4,20,000	4,20,000	4,20,000	4,20,000	3,15,000
160			Municipal Civil Engineer	B.Tech, Civil	04.04.2017	--	30,000	35,000	3,60,000	3,60,000	3,60,000	3,60,000	2,70,000
161	Rayachoti	91,234	MIS Specialist	B. Tech	10.12.2018	--	30,000	35,000	3,60,000	3,60,000	3,60,000	3,60,000	2,70,000
162			Social Development and Capacity Building Specialist	Dpl. Civil	10.12.2018	--	25,000	35,000	3,00,000	3,00,000	3,00,000	3,00,000	2,25,000
163	Rayadurgam	61,749	Capacity Building Specialist	MSW	13.04.2017	--	45,000	45,000	5,40,000	5,40,000	5,40,000	5,40,000	4,05,000
164			Municipal Civil Engineer	M. Tech	10.12.2018	03.03.2019	35,000	45,000					
165	Repalle	50,866	Housing Finance Specialist	M. Com	12.12.2018	--	35,000	45,000	4,20,000	4,20,000	4,20,000	4,20,000	3,15,000
166			MIS Specialist/Housing Finance Specialist	MCA	10.12.2018	--	35,000	45,000	4,20,000	4,20,000	4,20,000	4,20,000	3,15,000
167			Social Development Specialist	MSW	14.04.2017	--	25,000	45,000	3,00,000	3,00,000	3,00,000	3,00,000	2,25,000
168	Siluru	49,533	Municipal Civil Engineer	D. CIVIL	13.04.2017	--	25,000	25,000	3,00,000	3,00,000	3,00,000	3,00,000	2,25,000
169			Social Development Specialist & IEC Specialist	M.A.	10.12.2018	--	35,000	45,000	4,20,000	4,20,000	4,20,000	4,20,000	3,15,000
170			Social Development Specialist	MSW	13.11.2017	30.04.2019	25,000	45,000	3,00,000	3,00,000	3,00,000	3,00,000	2,25,000
171			Social Development Specialist	MSW	10.12.2018	--	35,000	45,000	4,20,000	4,20,000	4,20,000	4,20,000	3,15,000
172	Samarlakota	56,864	Social Development Specialist	MSW	10.12.2018	--	35,000	45,000	4,20,000	4,20,000	4,20,000	4,20,000	3,15,000
173			Social Development Specialist	M.A. M.Sc.	10.12.2018	--	35,000	45,000	4,20,000	4,20,000	4,20,000	4,20,000	3,15,000
			Social Development Specialist	M. Phil.	10.12.2018	30.11.2019	35,000	45,000	2,80,000	2,80,000	2,80,000	2,80,000	2,10,000

[Handwritten Signature]

Annexure-III

Details of SLTC for FY 2020-21 in respect of State of Andhra Pradesh

S. No.	Designation of Specialist	Educational Qualification	Permissible salary per month as per CB norms	Salary per month proposed by the State	Annual Budget proposed by the State	Annual Budget as per CB norms	Admissible Central Assistance (75%)	State share (25%)	1st Installment of Central Assistance (50%)
1	Urban Infrastructure Specialist	Diploma	85,000	50,000	6,00,000	6,00,000	4,50,000	1,50,000	2,25,000
2	Municipal Finance Specialist	MBA (Finance)	85,000	85,000	10,20,000	10,20,000	7,65,000	2,55,000	3,82,500
3	Housing Finance and Policy Specialist	M.A., LLB., CAIB., PGDBA.	85,000	85,000	10,20,000	10,20,000	7,65,000	2,55,000	3,82,500
4	Urban Planner Specialist	M.Sc., Ph.D	85,000	85,000	10,20,000	10,20,000	7,65,000	2,55,000	3,82,500
5	Social Development Specialist	M.A.	85,000	85,000	10,20,000	10,20,000	7,65,000	2,55,000	3,82,500
6	Capacity building Institutional strengthening specialist	MHRM, LLB	85,000	85,000	10,20,000	10,20,000	7,65,000	2,55,000	3,82,500
7	MIS Specialist	MCA	85,000	85,000	10,20,000	10,20,000	7,65,000	2,55,000	3,82,500
8	GIS Specialist	M.Tech	85,000	85,000	10,20,000	10,20,000	7,65,000	2,55,000	3,82,500
9	Environment Specialist	M.Sc.	85,000	85,000	10,20,000	10,20,000	7,65,000	2,55,000	3,82,500
10	IFC Specialist	Post Graduate	85,000	85,000	10,20,000	10,20,000	7,65,000	2,55,000	3,82,500
Total					97,80,000	97,80,000	73,35,000	24,45,000	36,67,500

[Handwritten Signature]

Annexure-IV

Details of CLTCs for FY 2020-21 in respect of State of Andhra Pradesh

S. No.	City/Cluster No.	Number of cities included in CLTC	Name of the cities	Population	No. of posts Sanctioned	Designation of the Specialists	Educational Qualification	Salary per month proposed by the State	Salary per month as per CB norms	Annual Budget proposed by the State	Annual Budget as per CB norms	Admissible Central Assistance (75%)	State share (25%)	(Amount in Rs.) 1st Installment of Central Assistance (80%)
1	1	1	Srikakulam	1,35,367	3	Social Development Specialist Housing Finance specialist Civil Engineer	Post Graduate Post Graduate Degree Post Graduate	45,000 45,000 35,000 45,000	45,000 45,000 35,000 45,000	5,40,000 5,40,000 4,20,000 5,40,000	5,40,000 5,40,000 4,20,000 5,40,000	4,05,000 4,05,000 3,15,000 4,05,000	1,35,000 1,35,000 1,05,000 1,35,000	2,02,500 2,02,500 1,57,500 2,02,500
2	2	1	Rajahm	42,197	2	Development/IEC Specialist MIS Specialist / Civil Engineer	Post Graduate Post Graduate	45,000 45,000	45,000 45,000	5,40,000 5,40,000	5,40,000 5,40,000	4,05,000 4,05,000	1,35,000 1,35,000	2,02,500 2,02,500
3	3	1	Palasa	57,597	3	Social Development/IEC Specialist Housing finance specialist MIS Specialist / Civil Engineer	Post Graduate Post Graduate Post Graduate	45,000 45,000 45,000	45,000 45,000 45,000	5,40,000 5,40,000 5,40,000	5,40,000 5,40,000 5,40,000	4,05,000 4,05,000 4,05,000	1,35,000 1,35,000 1,35,000	2,02,500 2,02,500 2,02,500
4	4	1	Palakonda	31,425	2	Social Development/Housing Finance Specialist Social Development/IEC Specialist	Post Graduate Degree Post Graduate	45,000 35,000 45,000	45,000 35,000 45,000	5,40,000 4,20,000 5,40,000	5,40,000 4,20,000 5,40,000	4,05,000 3,15,000 4,05,000	1,35,000 1,05,000 1,35,000	2,02,500 1,57,500 2,02,500
5	5	1	Ichapuram	36,493	3	Social Development/IEC Specialist Housing Finance specialist MIS Specialist / Civil Engineer	Post Graduate Post Graduate Post Graduate	45,000 45,000 45,000	45,000 45,000 45,000	5,40,000 5,40,000 5,40,000	5,40,000 5,40,000 5,40,000	4,05,000 4,05,000 4,05,000	1,35,000 1,35,000 1,35,000	2,02,500 2,02,500 2,02,500
6	6	1	Annalava	39,799	2	Social Development/IEC Specialist Civil Engineer	Post Graduate Degree	45,000 35,000	45,000 35,000	5,40,000 4,20,000	5,40,000 4,20,000	4,05,000 3,15,000	1,35,000 1,05,000	2,02,500 1,57,500
7	7	1	Vidyanagar	2,28,720	3	Social Development/IEC Specialist Housing Finance specialist MIS Specialist / Civil Engineer	Post Graduate Post Graduate Post Graduate	45,000 45,000 45,000	45,000 45,000 45,000	5,40,000 5,40,000 5,40,000	5,40,000 5,40,000 5,40,000	4,05,000 4,05,000 4,05,000	1,35,000 1,35,000 1,35,000	2,02,500 2,02,500 2,02,500
8	8	1				Social Development/IEC Specialist	Post Graduate	45,000	45,000	5,40,000	5,40,000	4,05,000	1,35,000	2,02,500

[Handwritten signature]

9	9	1	Parvathipuram	49,500	3	Social Development specialist Civil Engineer	Post Graduate Diploma	45,000 25,000	45,000 25,000	5,40,000 3,00,000	5,40,000 3,00,000	4,05,000 2,25,000	1,35,000 75,000	2,02,500 1,12,500
10	10	1	Nellimarla	26,259	2	Social Development/IEC Specialist Civil Engineer	Post Graduate	45,000	45,000	5,40,000	5,40,000	4,05,000	1,35,000	2,02,500
11	11	1	Bobbili	56,819	3	Social Development/IEC Specialist Housing Finance specialist	Degree Post Graduate	35,000 45,000	35,000 45,000	4,20,000 5,40,000	4,20,000 5,40,000	3,15,000 4,05,000	1,05,000 1,35,000	1,07,500 2,02,500
12	12	1	Vishakhapatnam	20,35,922	3	MIS Specialist / Civil Engineer	Post Graduate	45,000	45,000	5,40,000	5,40,000	4,05,000	1,35,000	2,02,500
13	13	1	Yelamanchili	46,124	2	Social Development/IEC Specialist Housing Finance specialist	Post Graduate	45,000	45,000	5,40,000	5,40,000	4,05,000	1,35,000	2,02,500
14	14	1	Narsipatnam	46,535	3	MIS	Post Graduate	45,000	45,000	5,40,000	5,40,000	4,05,000	1,35,000	2,02,500
15	15	1	Amalapuram	53,231	3	Procurement Spvt Social Development/IEC Specialist	Degree Post Graduate	35,000 45,000	35,000 45,000	4,20,000 5,40,000	4,20,000 5,40,000	3,15,000 4,05,000	1,05,000 1,35,000	1,57,500 2,02,500
16	16	1	Gollaprolu	23,852	2	Housing Finance specialist MIS Specialist / Civil Engineer	Post Graduate	45,000	45,000	5,40,000	5,40,000	4,05,000	1,35,000	2,02,500
17	17	1	Kakinada	3,18,438	3	Social Development/IEC Specialist Housing Finance specialist	Post Graduate	45,000	45,000	5,40,000	5,40,000	4,05,000	1,35,000	2,02,500
						MIS Specialist	Degree	35,000	35,000	4,20,000	4,20,000	3,15,000	1,05,000	1,57,500
						Social Development/IEC Specialist	Post Graduate	45,000	45,000	5,40,000	5,40,000	4,05,000	1,35,000	2,02,500

[Handwritten signature]

18	18	1	Mandapeta	56.063	3	Housing Finance specialist	Post Graduate	45,000	48,000	5,40,000	5,40,000	4,08,000	1,35,000	2,02,500
19	19	1	Munmidivaram	23.732	2	MIS Specialist / Civil Engineer	Post Graduate	45,000	45,000	5,40,000	5,40,000	4,08,000	1,35,000	2,02,500
20	20	1	Proddapuram	49.477	3	Development/IEC Specialist	Post Graduate	45,000	45,000	5,40,000	5,40,000	4,08,000	1,35,000	2,02,500
21	21	1	Pithapuram	54.859	3	Development/IEC specialist	Post Graduate	45,000	45,000	5,40,000	5,40,000	4,08,000	1,35,000	2,02,500
22	22	1	Rujamahendravaram	3.41.831	3	MIS Specialist / Civil Engineer	Post Graduate	45,000	45,000	5,40,000	5,40,000	4,08,000	1,35,000	2,02,500
23	23	1	Ramachandrapuram	43.697	3	Development/IEC Specialist	Post Graduate	45,000	45,000	5,40,000	5,40,000	4,08,000	1,35,000	2,02,500
24	24	1	Sannakoti		3	Housing Finance specialist	Post Graduate	45,000	45,000	5,40,000	5,40,000	4,08,000	1,35,000	2,02,500
25	25	1	Tuni	53.425	2	MIS Specialist / Civil Engineer	Post Graduate	45,000	45,000	5,40,000	5,40,000	4,08,000	1,35,000	2,02,500
26	26	1	Veloswaram	32.957	2	Development/IEC Specialist	Post Graduate	45,000	45,000	5,40,000	5,40,000	4,08,000	1,35,000	2,02,500
27	27	1	Bhuvanaram	1.46.961	3	Development/IEC specialist	Post Graduate	45,000	45,000	5,40,000	5,40,000	4,08,000	1,35,000	2,02,500

Handwritten signature

28	28	1	Eluru	2,18,020	3	MIS Specialist / Civil Engineer	Post Graduate	45,000	5,40,000	5,40,000	4,05,000	4,05,000	1,35,000	2,02,500
						Social Development/IEC Specialist	Post Graduate	45,000	5,40,000	5,40,000	4,05,000	4,05,000	1,35,000	2,02,500
						Social Development specialist	Post Graduate	45,000	5,40,000	5,40,000	4,05,000	4,05,000	1,35,000	2,02,500
29	29	1	Jangareddy gudem	48,994	2	MIS Specialist	Degree	35,000	4,20,000	4,20,000	3,15,000	3,15,000	1,05,000	1,57,500
						Social Development/IEC Specialist	Post Graduate	45,000	5,40,000	5,40,000	4,05,000	4,05,000	1,35,000	2,02,500
						MIS Specialist / Civil Engineer	Post Graduate	45,000	5,40,000	5,40,000	4,05,000	4,05,000	1,35,000	2,02,500
30	30	1	Kovvuru	39,667	3	Social Development/IEC Specialist	Post Graduate	45,000	5,40,000	5,40,000	4,05,000	4,05,000	1,35,000	2,02,500
						Housing Finance specialist	Post Graduate	45,000	5,40,000	5,40,000	4,05,000	4,05,000	1,35,000	2,02,500
						MIS Specialist / Civil Engineer	Post Graduate	45,000	5,40,000	5,40,000	4,05,000	4,05,000	1,35,000	2,02,500
31	31	1	Narsapur	58,770	3	Social Development/IEC Specialist	Post Graduate	45,000	5,40,000	5,40,000	4,05,000	4,05,000	1,35,000	2,02,500
						Housing Finance specialist	Post Graduate	45,000	5,40,000	5,40,000	4,05,000	4,05,000	1,35,000	2,02,500
						MIS Specialist / Civil Engineer	Post Graduate	45,000	5,40,000	5,40,000	4,05,000	4,05,000	1,35,000	2,02,500
32	32	1	Nidadavathi	43,809	3	Social Development/IEC Specialist	Post Graduate	45,000	5,40,000	5,40,000	4,05,000	4,05,000	1,35,000	2,02,500
						Housing Finance specialist	Post Graduate	45,000	5,40,000	5,40,000	4,05,000	4,05,000	1,35,000	2,02,500
						Civil Engineer	Degree	35,000	4,20,000	4,20,000	3,15,000	3,15,000	1,05,000	1,57,500
33	33	1	Palacoli	81,199		Social Development/CB Specialist	Post Graduate	45,000	5,40,000	5,40,000	4,05,000	4,05,000	1,35,000	2,02,500
						Housing Finance specialist	Degree	35,000	4,20,000	4,20,000	3,15,000	3,15,000	1,05,000	1,57,500
						MIS Specialist / Civil Engineer	Post Graduate	45,000	5,40,000	5,40,000	4,05,000	4,05,000	1,35,000	2,02,500
34	34	1	Tadepallig udem	1,04,032	3	Social Development	Post Graduate	45,000	5,40,000	5,40,000	4,05,000	4,05,000	1,35,000	2,02,500
						CB specialist	Post Graduate	45,000	5,40,000	5,40,000	4,05,000	4,05,000	1,35,000	2,02,500
						MIS Specialist	Degree	35,000	4,20,000	4,20,000	3,15,000	3,15,000	1,05,000	1,57,500
						Social Development/IEC Specialist	Post Graduate	45,000	5,40,000	5,40,000	4,05,000	4,05,000	1,35,000	2,02,500
35	35	1	Tamaku	77,962	3	Housing Finance specialist	Post Graduate	45,000	5,40,000	5,40,000	4,05,000	4,05,000	1,35,000	2,02,500
						MIS Specialist / Civil Engineer	Post Graduate	45,000	5,40,000	5,40,000	4,05,000	4,05,000	1,35,000	2,02,500
						Social Development/IEC Specialist	Degree	35,000	4,20,000	4,20,000	3,15,000	3,15,000	1,05,000	1,57,500

Handwritten signature

36	36	1	Gadhvada	1,08,167	3	Housing Finance specialist MIS Specialist	Post Graduate Post Graduate	45,000 45,000	45,000 45,000	5,40,000 5,40,000	5,40,000 5,40,000	4,05,000 4,05,000	1,35,000 1,35,000	2,02,500 2,02,500
37	37	1	Jaggiahpet	53,530	3	Social Development/IEC Specialist Housing Finance specialist MIS Specialist/ Civil Engineer	Post Graduate Post Graduate Post Graduate	45,000 45,000 45,000	45,000 45,000 45,000	5,40,000 5,40,000 5,40,000	5,40,000 5,40,000 5,40,000	4,05,000 4,05,000 4,05,000	1,35,000 1,35,000 1,35,000	2,02,500 2,02,500 2,02,500
38	38	1	Machilipatnam	1,69,892	3	Social Development/IEC Specialist Housing Finance specialist MIS Specialist/ Civil Engineer	Post Graduate Post Graduate Post Graduate	45,000 45,000 45,000	45,000 45,000 45,000	5,40,000 5,40,000 5,40,000	5,40,000 5,40,000 5,40,000	4,05,000 4,05,000 4,05,000	1,35,000 1,35,000 1,35,000	2,02,500 2,02,500 2,02,500
39	39	1	Nandigama	44,359	1	Social Development/IEC Specialist MIS Specialist	Post Graduate Post Graduate	45,000 45,000	45,000 45,000	5,40,000 5,40,000	5,40,000 5,40,000	4,05,000 4,05,000	1,35,000 1,35,000	2,02,500 2,02,500
40	40	1	Nuzvid	58,590	3	Social Development/IEC Specialist Housing Finance specialist MIS Specialist/ Civil Engineer	Post Graduate Post Graduate Post Graduate	45,000 45,000 45,000	45,000 45,000 45,000	5,40,000 5,40,000 5,40,000	5,40,000 5,40,000 5,40,000	4,05,000 4,05,000 4,05,000	1,35,000 1,35,000 1,35,000	2,02,500 2,02,500 2,02,500
41	41	1	Pedduru	30,721	3	Social Development/IEC Specialist MIS Specialist Civil Engineer	Post Graduate Post Graduate Diploma	45,000 45,000 25,000	45,000 45,000 25,000	5,40,000 5,40,000 3,00,000	5,40,000 5,40,000 3,00,000	4,05,000 4,05,000 2,25,000	1,35,000 1,35,000 75,000	2,02,500 2,02,500 1,12,500
42	42	1	Tiruvar	34,173	3	Social Development/IEC Specialist IEC MIS Specialist/ Civil Engineer	Post Graduate Post Graduate Post Graduate	45,000 45,000 45,000	45,000 45,000 45,000	5,40,000 5,40,000 5,40,000	5,40,000 5,40,000 5,40,000	4,05,000 4,05,000 4,05,000	1,35,000 1,35,000 1,35,000	2,02,500 2,02,500 2,02,500
43	43	1	Vijayawada	10,21,806	3	Social Development/IEC Specialist Housing Finance specialist MIS Specialist/ Civil Engineer	Post Graduate Post Graduate Post Graduate	45,000 45,000 45,000	45,000 45,000 45,000	5,40,000 5,40,000 5,40,000	5,40,000 5,40,000 5,40,000	4,05,000 4,05,000 4,05,000	1,35,000 1,35,000 1,35,000	2,02,500 2,02,500 2,02,500
44	44	1	Vuyyur	38,021	3	Social Development/IEC Specialist Housing Finance specialist	Post Graduate Post Graduate	45,000 45,000	45,000 45,000	5,40,000 5,40,000	5,40,000 5,40,000	4,05,000 4,05,000	1,35,000 1,35,000	2,02,500 2,02,500

Handwritten signature

45	45	1	Bapatla	70,777	3	MIS Specialist / Civil Engineer	Post Graduate	45,000	45,000	5,40,000	5,40,000	5,40,000	4,05,000	1,35,000	2,02,500
						Social Development/IEC Specialist	Post Graduate	45,000	45,000	5,40,000	5,40,000	5,40,000	4,05,000	1,35,000	2,02,500
						Housing Finance specialist	Post Graduate	45,000	45,000	5,40,000	5,40,000	5,40,000	4,05,000	1,35,000	2,02,500
						MIS Specialist / Civil Engineer	Post Graduate	45,000	45,000	5,40,000	5,40,000	5,40,000	4,05,000	1,35,000	2,02,500
46	46	1	Chilakalluri pet	1,01,398	3	Social Development/IEC Specialist	Post Graduate	45,000	45,000	5,40,000	5,40,000	5,40,000	4,05,000	1,35,000	2,02,500
						MIS Specialist	Post Graduate	45,000	45,000	5,40,000	5,40,000	5,40,000	4,05,000	1,35,000	2,02,500
						Civil Engineer	Degree	35,000	35,000	4,20,000	4,20,000	4,20,000	3,15,000	1,05,000	1,57,500
						Social Development/IEC Specialist	Post Graduate	45,000	45,000	5,40,000	5,40,000	5,40,000	4,05,000	1,35,000	2,02,500
47	47	1	Guntur	6,70,073	3	Housing Finance specialist	Post Graduate	45,000	45,000	5,40,000	5,40,000	5,40,000	4,05,000	1,35,000	2,02,500
						MIS Specialist / Civil Engineer	Post Graduate	45,000	45,000	5,40,000	5,40,000	5,40,000	4,05,000	1,35,000	2,02,500
						Social Development/IEC Specialist	Post Graduate	45,000	45,000	5,40,000	5,40,000	5,40,000	4,05,000	1,35,000	2,02,500
48	48	1	Micherla	57,290	3	Housing Finance specialist	Post Graduate	45,000	45,000	5,40,000	5,40,000	5,40,000	4,05,000	1,35,000	2,02,500
						MIS Specialist / Civil Engineer	Post Graduate	45,000	45,000	5,40,000	5,40,000	5,40,000	4,05,000	1,35,000	2,02,500
						Social Development/IEC Specialist	Post Graduate	45,000	45,000	5,40,000	5,40,000	5,40,000	4,05,000	1,35,000	2,02,500
49	49	1	Mangalagiri	1,07,197	3	Housing Finance specialist	Post Graduate	45,000	45,000	5,40,000	5,40,000	5,40,000	4,05,000	1,35,000	2,02,500
						MIS Specialist / Civil Engineer	Post Graduate	45,000	45,000	5,40,000	5,40,000	5,40,000	4,05,000	1,35,000	2,02,500
						Social Development/IEC Specialist	Post Graduate	45,000	45,000	5,40,000	5,40,000	5,40,000	4,05,000	1,35,000	2,02,500
50	50	1	Narasaraopet	1,17,449	3	Housing Finance specialist	Post Graduate	45,000	45,000	5,40,000	5,40,000	5,40,000	4,05,000	1,35,000	2,02,500
						MIS Specialist / Civil Engineer	Post Graduate	45,000	45,000	5,40,000	5,40,000	5,40,000	4,05,000	1,35,000	2,02,500
						Social Development/IEC Specialist	Post Graduate	45,000	45,000	5,40,000	5,40,000	5,40,000	4,05,000	1,35,000	2,02,500
51	51	1	Piduguralla	63,103	2	MIS Specialist / Civil Engineer	Post Graduate	45,000	45,000	5,40,000	5,40,000	5,40,000	4,05,000	1,35,000	2,02,500
						Social Development/IEC Specialist	Post Graduate	45,000	45,000	5,40,000	5,40,000	5,40,000	4,05,000	1,35,000	2,02,500
52	52	1	Ponnur	59,913	3	Housing Finance specialist	Post Graduate	45,000	45,000	5,40,000	5,40,000	5,40,000	4,05,000	1,35,000	2,02,500
						MIS Specialist / Civil Engineer	Post Graduate	45,000	45,000	5,40,000	5,40,000	5,40,000	4,05,000	1,35,000	2,02,500
						Social Development/IEC Specialist	Post Graduate	45,000	45,000	5,40,000	5,40,000	5,40,000	4,05,000	1,35,000	2,02,500

[Handwritten signature]

53	53	1	Repalle	50,866	3	Housing Finance specialist	Post Graduate	43,000	45,000	5,40,000	5,40,000	5,40,000	4,05,000	1,35,000	2,02,500
						MIS Specialist / Civil Engineer	Post Graduate	45,000	45,000	5,40,000	5,40,000	5,40,000	4,05,000	1,35,000	2,02,500
54	54	1	Sattenapalli	56,721	3	Social Development/IEC Specialist	Post Graduate	45,000	45,000	5,40,000	5,40,000	5,40,000	4,05,000	1,35,000	2,02,500
						Housing Finance specialist	Post Graduate	45,000	45,000	5,40,000	5,40,000	5,40,000	4,05,000	1,35,000	2,02,500
55	55	1	Tadepalli	24,149	2	MIS Specialist	Degree	35,000	35,000	4,20,000	4,20,000	4,20,000	3,15,000	1,05,000	1,57,500
						Social Development/IEC Specialist	Post Graduate	45,000	45,000	5,40,000	5,40,000	5,40,000	4,05,000	1,35,000	2,02,500
56	56	1	Tenuli	1,64,937	3	MIS Specialist / Civil Engineer	Post Graduate	45,000	45,000	5,40,000	5,40,000	5,40,000	4,05,000	1,35,000	2,02,500
						Social Development/IEC Specialist	Post Graduate	45,000	45,000	5,40,000	5,40,000	5,40,000	4,05,000	1,35,000	2,02,500
57	57	1	Vinakpoda	62,550	3	Housing Finance specialist	Post Graduate	45,000	45,000	5,40,000	5,40,000	5,40,000	4,05,000	1,35,000	2,02,500
						MIS Specialist / Civil Engineer	Post Graduate	45,000	45,000	5,40,000	5,40,000	5,40,000	4,05,000	1,35,000	2,02,500
58	58	1	Addanki	40,353	2	Social Development/IEC Specialist	Post Graduate	45,000	45,000	5,40,000	5,40,000	5,40,000	4,05,000	1,35,000	2,02,500
59	59	1	Chesamakurthy	30,453	2	MIS Specialist / Civil Engineer	Post Graduate	45,000	45,000	5,40,000	5,40,000	5,40,000	4,05,000	1,35,000	2,02,500
						Social Development/IEC Specialist	Post Graduate	45,000	45,000	5,40,000	5,40,000	5,40,000	4,05,000	1,35,000	2,02,500
60	60	1	Chirala	89,375	3	Housing Finance specialist	Post Graduate	45,000	45,000	5,40,000	5,40,000	5,40,000	4,05,000	1,35,000	2,02,500
						MIS Specialist / Civil Engineer	Post Graduate	45,000	45,000	5,40,000	5,40,000	5,40,000	4,05,000	1,35,000	2,02,500
61	61	1	Giddalur	35,150	2	Social Development/IEC Specialist	Post Graduate	45,000	45,000	5,40,000	5,40,000	5,40,000	4,05,000	1,35,000	2,02,500
						MIS Specialist / Civil Engineer	Post Graduate	45,000	45,000	5,40,000	5,40,000	5,40,000	4,05,000	1,35,000	2,02,500
62	62	1	Kandukurru	57,246	2	Social Development/IEC Specialist	Post Graduate	45,000	45,000	5,40,000	5,40,000	5,40,000	4,05,000	1,35,000	2,02,500
						MIS Specialist / Civil Engineer	Post Graduate	45,000	45,000	5,40,000	5,40,000	5,40,000	4,05,000	1,35,000	2,02,500

2022

63	63	1	Kanigen	37,420	2	Social Development/IEC Specialist	Post Graduate	45,000	45,000	5,40,000	5,40,000	4,05,000	1,35,000	2,02,500
64	64	1	Mankajur	71,092	3	MIS Specialist / Civil Engineer Social Development/IEC Specialist	Post Graduate Post Graduate	45,000 45,000	45,000 45,000	5,40,000 5,40,000	5,40,000 5,40,000	4,05,000 4,05,000	1,35,000 1,35,000	2,02,500 2,02,500
65	65	1	Ongole	2,04,746	3	MIS Specialist / Civil Engineer Social Development/IEC Specialist	Post Graduate Diploma	45,000 25,000	45,000 25,000	5,40,000 3,00,000	5,40,000 3,00,000	4,05,000 2,25,000	1,35,000 75,000	2,02,500 1,12,500
66	66	1	Attmakur (N)	30,523	2	MIS Specialist / Civil Engineer Social Development/IEC Specialist	Post Graduate Post Graduate	45,000 45,000	45,000 45,000	5,40,000 5,40,000	5,40,000 5,40,000	4,05,000 4,05,000	1,35,000 1,35,000	2,02,500 2,02,500
67	67	1	Gudur (N)	73,350	3	MIS Specialist / Civil Engineer Social Development/IEC Specialist	Post Graduate Post Graduate	45,000 45,000	45,000 45,000	5,40,000 5,40,000	5,40,000 5,40,000	4,05,000 4,05,000	1,35,000 1,35,000	2,02,500 2,02,500
68	68	1	Kavali	90,099	3	MIS Specialist / Civil Engineer Social Development/IEC Specialist	Post Graduate Post Graduate	45,000 45,000	45,000 45,000	5,40,000 5,40,000	5,40,000 5,40,000	4,05,000 4,05,000	1,35,000 1,35,000	2,02,500 2,02,500
69	69	1	Nandipet	40,828	2	MIS Specialist / Civil Engineer Social Development/IEC Specialist	Post Graduate Post Graduate	45,000 45,000	45,000 45,000	5,40,000 5,40,000	5,40,000 5,40,000	4,05,000 4,05,000	1,35,000 1,35,000	2,02,500 2,02,500
70	70	1	Nelluru	5,47,621	3	MIS Specialist / Civil Engineer Social Development/IEC Specialist	Post Graduate Post Graduate	45,000 45,000	45,000 45,000	5,40,000 5,40,000	5,40,000 5,40,000	4,05,000 4,05,000	1,35,000 1,35,000	2,02,500 2,02,500
71	71	1	Sullurupeta	35,307	2	MIS Specialist / Civil Engineer Social Development/IEC Specialist	Post Graduate Post Graduate	45,000 45,000	45,000 45,000	5,40,000 5,40,000	5,40,000 5,40,000	4,05,000 4,05,000	1,35,000 1,35,000	2,02,500 2,02,500
72	72	1	Yenkajur	82,688	2	MIS Specialist / Civil Engineer Social Development/IEC Specialist	Post Graduate Post Graduate	45,000 45,000	45,000 45,000	5,40,000 5,40,000	5,40,000 5,40,000	4,05,000 4,05,000	1,35,000 1,35,000	2,02,500 2,02,500

[Handwritten signature]

73	73	1	Ananthapur	1,21,874	3	Social Development/IEC Specialist Housing Finance specialist MIS Specialist	Post Graduate Post Graduate Degree	45,000 45,000 35,000	45,000 45,000 35,000	5,40,000 5,40,000 4,20,000	5,40,000 5,40,000 4,20,000	4,05,000 4,05,000 3,15,000	4,05,000 4,05,000 3,15,000	1,35,000 1,35,000 1,05,000	2,02,500 2,02,500 1,57,500
74	74	1	Dharmavaram	1,21,874	3	Social Development/IEC Specialist Housing Finance specialist MIS Specialist / Civil Engineer	Post Graduate Post Graduate Post Graduate	45,000 45,000 45,000	45,000 45,000 45,000	5,40,000 5,40,000 5,40,000	5,40,000 5,40,000 5,40,000	4,05,000 4,05,000 4,05,000	4,05,000 4,05,000 4,05,000	1,35,000 1,35,000 1,35,000	2,02,500 2,02,500 2,02,500
75	75	1	Gooty	48,658	2	Social Development/IEC Specialist MIS Specialist / Civil Engineer	Post Graduate Post Graduate	45,000 45,000	45,000 45,000	5,40,000 5,40,000	5,40,000 5,40,000	4,05,000 4,05,000	4,05,000 4,05,000	1,35,000 1,35,000	2,02,500 2,02,500
76	76	1	Guntakal	1,26,270	3	Social Development/IEC Specialist Housing Finance specialist MIS Specialist / Civil Engineer	Post Graduate Post Graduate Post Graduate	45,000 45,000 45,000	45,000 45,000 45,000	5,40,000 5,40,000 5,40,000	5,40,000 5,40,000 5,40,000	4,05,000 4,05,000 4,05,000	4,05,000 4,05,000 4,05,000	1,35,000 1,35,000 1,35,000	2,02,500 2,02,500 2,02,500
77	77	1	Hindupur	1,51,677	3	Social Development/IEC Specialist Housing Finance specialist MIS Specialist / Civil Engineer	Post Graduate Post Graduate Post Graduate	45,000 45,000 45,000	45,000 45,000 45,000	5,40,000 5,40,000 5,40,000	5,40,000 5,40,000 5,40,000	4,05,000 4,05,000 4,05,000	4,05,000 4,05,000 4,05,000	1,35,000 1,35,000 1,35,000	2,02,500 2,02,500 2,02,500
78	78	1	Kadiri	89,240	3	Social Development/IEC Specialist Housing Finance specialist MIS Specialist / Civil Engineer	Post Graduate Post Graduate Post Graduate	45,000 45,000 45,000	45,000 45,000 45,000	5,40,000 5,40,000 5,40,000	5,40,000 5,40,000 5,40,000	4,05,000 4,05,000 4,05,000	4,05,000 4,05,000 4,05,000	1,35,000 1,35,000 1,35,000	2,02,500 2,02,500 2,02,500
79	79	1	Kalyandurg	34,348	2	Social Development/IEC Specialist MIS Specialist / Civil Engineer	Post Graduate Post Graduate	45,000 45,000	45,000 45,000	5,40,000 5,40,000	5,40,000 5,40,000	4,05,000 4,05,000	4,05,000 4,05,000	1,35,000 1,35,000	2,02,500 2,02,500
80	80	1	Madakasira	21,464	2	Social Development/IEC Specialist MIS Specialist / Civil Engineer	Post Graduate Post Graduate	45,000 45,000	45,000 45,000	5,40,000 5,40,000	5,40,000 5,40,000	4,05,000 4,05,000	4,05,000 4,05,000	1,35,000 1,35,000	2,02,500 2,02,500
81	81	1	Pamidi	20,886	2	Social Development/IEC Specialist MIS Specialist / Civil Engineer	Post Graduate Post Graduate	45,000 45,000	45,000 45,000	5,40,000 5,40,000	5,40,000 5,40,000	4,05,000 4,05,000	4,05,000 4,05,000	1,35,000 1,35,000	2,02,500 2,02,500
82	82	1	Puttaparthi	30,648	2	Social Development/IEC Specialist MIS Specialist / Civil Engineer	Post Graduate Post Graduate	45,000 45,000	45,000 45,000	5,40,000 5,40,000	5,40,000 5,40,000	4,05,000 4,05,000	4,05,000 4,05,000	1,35,000 1,35,000	2,02,500 2,02,500

Handwritten signature

93	93	1	Adoni	1,84,005	3	MIS Specialist / Civil Engineer Social Development/IEC Specialist	Post Graduate	45,000	45,000	5,40,000	5,40,000	5,40,000	4,08,000	1,25,000	2,02,500
	94	1	Allagadda	41,697	2	MIS Specialist / Civil Engineer Social Development/IEC Specialist	Post Graduate	45,000	45,000	5,40,000	5,40,000	5,40,000	4,08,000	1,38,000	2,02,500
94	94	1	Almakur (K)	45,703	2	MIS Specialist / Civil Engineer Social Development/IEC Specialist	Post Graduate	45,000	45,000	5,40,000	5,40,000	5,40,000	4,08,000	1,38,000	2,02,500
95	95	1				MIS Specialist / Civil Engineer Social Development/IEC Specialist	Degree	35,000	35,000	4,20,000	4,20,000	4,20,000	3,18,000	1,08,000	1,57,500
96	96	1	Dhruv	99,472	2	MIS Specialist / Civil Engineer Social Development/IEC Specialist	Post Graduate	45,000	45,000	5,40,000	5,40,000	5,40,000	4,08,000	1,38,000	2,02,500
97	97	1	Ghader (K)	22,276	2	MIS Specialist / Civil Engineer Social Development/IEC Specialist	Post Graduate	45,000	45,000	5,40,000	5,40,000	5,40,000	4,08,000	1,38,000	2,02,500
98	98	1	Kurnool	4,80,330	3	MIS Specialist / Civil Engineer Social Development/IEC Specialist	Post Graduate	45,000	45,000	5,40,000	5,40,000	5,40,000	4,08,000	1,38,000	2,02,500
99	99	1	Nandikotkur	40,210	2	MIS Specialist / Civil Engineer Social Development/IEC Specialist	Post Graduate	45,000	45,000	5,40,000	5,40,000	5,40,000	4,08,000	1,38,000	2,02,500
100	100	1	Nandylal	2,11,424	3	MIS Specialist / Civil Engineer Social Development/IEC Specialist	Degree	35,000	35,000	4,20,000	4,20,000	4,20,000	3,18,000	1,08,000	1,57,500
101	101	1	Yemmiganur	98,149	3	MIS Specialist / Civil Engineer Social Development/IEC Specialist	Post Graduate	45,000	45,000	5,40,000	5,40,000	5,40,000	4,08,000	1,38,000	2,02,500
102	102	1	Budvel	41,807	2	MIS Specialist / Civil Engineer Social Development/IEC Specialist	Post Graduate	45,000	45,000	5,40,000	5,40,000	5,40,000	4,08,000	1,38,000	2,02,500

[Handwritten signature]

103	103	1			2	46,069		Social Development/IEC Specialist	Post Graduate	45,000	45,000	5,40,000	5,40,000	4,05,000	1,35,000	2,02,500
								MIS Specialist / Civil Engineer	Post Graduate	45,000	45,000	5,40,000	5,40,000	4,05,000	1,35,000	2,02,500
104	104	1	Kadapa		3	3,18,916		Environment Specialist	Post Graduate	45,000	45,000	5,40,000	5,40,000	4,05,000	1,35,000	2,02,500
								MIS Specialist	Post Graduate	45,000	45,000	5,40,000	5,40,000	4,05,000	1,35,000	2,02,500
105	105	1	Mydukur		2	44,454		Civil Engineer	Degree	35,000	35,000	4,20,000	4,20,000	3,15,000	1,05,000	1,57,500
								MIS Specialist	Degree	35,000	35,000	4,20,000	4,20,000	3,15,000	1,05,000	1,57,500
106	106	1	Proddatur		3	1,69,970		Social Development/IEC Specialist	Post Graduate	45,000	45,000	5,40,000	5,40,000	4,05,000	1,35,000	2,02,500
								Housing Finance specialist	Post Graduate	45,000	45,000	5,40,000	5,40,000	4,05,000	1,35,000	2,02,500
107	107	1	Pullivudala		2	65,206		Social Development/IEC Specialist	Post Graduate	45,000	45,000	5,40,000	5,40,000	4,05,000	1,35,000	2,02,500
								MIS Specialist / Civil Engineer	Post Graduate	45,000	45,000	5,40,000	5,40,000	4,05,000	1,35,000	2,02,500
108	108	1	Rejampeta		2	54,080		MIS Specialist	Degree	35,000	35,000	4,20,000	4,20,000	3,15,000	1,05,000	1,57,500
								MIS Specialist	Degree	35,000	35,000	4,20,000	4,20,000	3,15,000	1,05,000	1,57,500
109	109	1	Rayachoti		3	91,234		MIS / Social Development Specialist	Degree	35,000	35,000	4,20,000	4,20,000	3,15,000	1,05,000	1,57,500
								Housing Finance specialist	Post Graduate	45,000	45,000	5,40,000	5,40,000	4,05,000	1,35,000	2,02,500
								MIS Specialist	Degree	35,000	35,000	4,20,000	4,20,000	3,15,000	1,05,000	1,57,500
110	110	1	Yerraguntla		2	32,574		Social Development/IEC Specialist	Post Graduate	45,000	45,000	5,40,000	5,40,000	4,05,000	1,35,000	2,02,500
								MIS Specialist / Civil Engineer	Post Graduate	45,000	45,000	5,40,000	5,40,000	4,05,000	1,35,000	2,02,500
111	111	1	Akiveedu		2	24,596		Social Development/IEC Specialist	Post Graduate	45,000	45,000	5,40,000	5,40,000	4,05,000	1,35,000	2,02,500
								MIS Specialist / Civil Engineer	Post Graduate	45,000	45,000	5,40,000	5,40,000	4,05,000	1,35,000	2,02,500
112	112	1	Kondapalli		2	33,373		Social Development/IEC Specialist	Post Graduate	45,000	45,000	5,40,000	5,40,000	4,05,000	1,35,000	2,02,500
								MIS Specialist / Civil Engineer	Post Graduate	45,000	45,000	5,40,000	5,40,000	4,05,000	1,35,000	2,02,500
113	113	1	Guruzala		2	26,190		Social Development/IEC Specialist	Post Graduate	45,000	45,000	5,40,000	5,40,000	4,05,000	1,35,000	2,02,500
								MIS Specialist / Civil Engineer	Post Graduate	45,000	45,000	5,40,000	5,40,000	4,05,000	1,35,000	2,02,500
114	114	1	Dachajalli		2	19,042		Social Development/IEC Specialist	Post Graduate	45,000	45,000	5,40,000	5,40,000	4,05,000	1,35,000	2,02,500
								MIS Specialist / Civil Engineer	Post Graduate	45,000	45,000	5,40,000	5,40,000	4,05,000	1,35,000	2,02,500

[Handwritten signature]

115	115	1	Dars	23,418	2	MIS Specialist / Civil Engineer Development/IEC Specialist	Post Graduate	45,000	45,000	5,40,000	5,40,000	4,05,000	4,05,000	1,35,000	1,35,000	2,02,500
116	116	1	Bachchredhy alem	86,458	2	MIS Specialist / Civil Engineer Development/IEC Specialist	Post Graduate	45,000	45,000	5,40,000	5,40,000	4,05,000	4,05,000	1,35,000	1,35,000	2,02,500
117	117	1	Penubonda	27,382	2	MIS Specialist / Civil Engineer Development/IEC Specialist	Post Graduate	45,000	45,000	5,40,000	5,40,000	4,05,000	4,05,000	1,35,000	1,35,000	2,02,500
118	118	1	Kuppam (Major PTS)	21,963	2	MIS Specialist / Civil Engineer Development/IEC Specialist	Post Graduate	45,000	45,000	5,40,000	5,40,000	4,05,000	4,05,000	1,35,000	1,35,000	2,02,500
119	119	1	Bachchredhy a	38,994	2	MIS Specialist / Civil Engineer Development/IEC Specialist	Post Graduate	45,000	45,000	5,40,000	5,40,000	4,05,000	4,05,000	1,35,000	1,35,000	2,02,500
120	120	1	Kamalapuram	20,623	2	MIS Specialist / Civil Engineer Development/IEC Specialist	Post Graduate	45,000	45,000	5,40,000	5,40,000	4,05,000	4,05,000	1,35,000	1,35,000	2,02,500
121	121	1	CRDA Area	69,376	2	MIS Specialist / Civil Engineer Development/IEC Specialist	Post Graduate	45,000	45,000	5,40,000	5,40,000	4,05,000	4,05,000	1,35,000	1,35,000	2,02,500
			Total		309					1619,40,000	1619,40,000	1214,55,000	1214,55,000	404,85,000	404,85,000	607,27,500

Handwritten signature



GENERAL FINANCIAL RULES 2017

Ministry of Finance
Department of Expenditure

FORM GFR 12C

GFR 12 - C
[[See Rule 239]]

Sl. No.	Letter No. and date	Amount	Certified that an amount of ₹
1	N-11015/02/2018-HFA-III-UD (FTS-9034847) of M/o housing & Urban Poverty Alleviation (HFA-V Division), dated 08.01.2020.	8,63,47,000/-	Rs.9,55,40,953/- (Rupees Nine Crore Fifty Five Lakh Forty Thousand Nine Hundred and Fifty Three Only) has been utilized against to the release of Rs.8,63,47,000/- towards Central share and an amount of Rs.3,18,46,985/- (Rupees Three Crore Eighteen Lakh Forty Six Thousand Nine Hundred and Eighty Five Only) has been utilized against Rs.2,87,82,000/- towards State matching grant for Establishment of State Level Technical Cell/City Level Technical Cell for the year 2019-20. Hence, an amount of Rs.1,22,58,938/- were utilized in excess to the release from other funds and to be reimbursed.
2	G.O.RT.No.219 of Municipal Administration & Urban Development (UH) Department, dated 04.05.2020.	2,87,82,000/-	
	Total	11,51,29,000/-	

2. Certified that I have satisfied myself that the conditions on which the grants-in-aid was sanctioned have been duly fulfilled/ are being fulfilled and that I have exercised the following checks to see that the money was actually utilized for the propose for which it was sanctioned. Kinds of checks exercised.

Kinds of checks exercised

1. SLTC CLTC Remuneration

M.L.
MISSION DIRECTOR
PMAY-AHP (Urban) &
MANAGING DIRECTOR
APTIDCO, Vijayawada.

[Signature]
Secretary to Govt.
MA & UD Department
A.P. Secretariat, Velagapudi.

PS: The UC shall disclose separately the actual expenditure incurred and loans and advances given to suppliers of stores and assets, to construction agencies and like in accordance with scheme guidelines and in furtherance to the scheme objectives, which do not constitute expenditure at the stage. These shall be treated as utilized grants but allowed to be carried forward.

