

Pradhan Mantri Awas Yojana (PMAY-U)



Proposal for 306 projects with 1,47,164 validated Beneficiaries under Vertical 4 -BLC (N)

Proposal for 47 projects with 7,995 validated Beneficiaries under Vertical 4 - BLC (E)

Total 1,55,159 DUs in 353 projects

Presented to 51st CSMC Dated 07-08-2020



State Urban Development Agency (SUDA), Government of Uttar Pradesh

PROGRESS OF PMAY (U)



Indicators	Current Status (No.)
▪ Cities Approved	652 Nos
▪ Total Application Received after De duplication	27,64,203
▪ Total Physical Validation completed in ULB's	635 ULBs
▪ Total no of Applications physically Validated	24,61,462
▪ Demand Survey Completed .	635 ULBs
▪ SECC 2011 data linkage	28% average
▪ Cases accepted/rejected (including deduplication)	19,48,395/7,86,080
▪ Whether HFAPoA Submitted	343 HFAPoA approved by Gol and 43 submitted to MoHUA
▪ Whether AIP Submitted	Yes
▪ Whether HFAPoA & AIP entered in MIS	Under Progress
▪ SLTC/CLTC staffs approved	SLTC – 10 and CLTC – 75
▪ State Budgetary Provision for PMAY (U)	8092.78 Cr.

STATUS OF MANDATORY CONDITIONS



Mandatory conditions	Current Status
▪Dispensing the need for separate Non Agricultural (NA) Permission	Complied
▪Prepare/amend their Master Plans earmarking land for Affordable Housing	Under Progress
▪Single-window, time bound clearance for layout approval and building permissions	Complied
▪Adopt the approach of deemed building permission and layout approval on the basis of pre-approved lay outs and building plans.	Complied
▪Amend or legislate existing rent laws on the lines of the Model Tenancy Act.	Under Progress
▪Additional Floor Area Ratio (FAR)/Floor Space Index (FSI)/ Transferable Development Rights (TDR) and relaxed density norms.	Provision for Additional FAR / FSI done and TDR is under process

INTERFACE WITH MIS



Indicators	Current Status (No.)
■ Projects approved:	3922
■ Projects entered (7A/B/C/D)	3921
■ DUs approved under BLC	13,73,814
■ Beneficiaries attached	12,22,465
■ Houses geo-tagged	8,90,717
■ Total fund transferred through DBT (Rs. Lakhs)	13,141.44 Cr
■ National Electronic Funds Transfer (NEFT)	-
■ PFMS/ DBT	In BLC vertical, Rs 13,141.44 Cr. released to 7,16,869 beneficiaries through PFMS portal and in AHP vertical, Rs. 430.91 Cr. released to different development authorities, Awas Vikas Parishad and Lucknow Nagar Nigam.
■ Aadhar Payment Bridge (APB)	-

PROGRESS OF PROJECTS



Verticals	Houses Approved	Tendered	Work order Issued	Grounded/In Progress				Completed
				Foundati on	Lintel	Roof Casted	Total	
ISSR	-	-	-	-	-	-	-	-
AHP	1,32,415							
BLC (N/E)	11,64,797							
Total	12,97,212							
CLSS	Till 27.08.2019, upfront subsidy of Rs 812.37 Cr. released to 45,238 beneficiaries.							

Note: Provide the details of relevant projects

PROJECT PROPOSAL BRIEF FOR VERIFIED BENEFICIARIES



Amount in Crore

Verticals	ISSR	AHP	BLC (New)	BLC (E)	Total
▪No. of Projects	-	-	306	47	353
▪No. of DUs	-	-	147,164	7,995	155,159
▪Project Cost	-	-	5,290.96	175.75	5,466.71
▪Central Share	-	-	2,207.46	119.93	2,327.39
▪State Share	-	-	1,471.64	55.35	1,526.99
▪ULB/ IA Share	-	-	-	-	-
▪Beneficiary Share	-	-	1,611.86	0.47	1,612.33

Verticals	Per Unit Cost	Central Share	State Share	ULB/ IA Share	Benf. Share	Completion Time
▪BLC N - Zone2 & Zone 3	3.36	1.50	1.00	-	0.86	15 Months
▪BLC N – Zone3 (BCS) & Zone 4	3.80	1.50	1.00	-	1.30	15 Months

PROJECT PROPOSAL BRIEF FOR VERIFIED BENEFICIARIES UNDER BLC(N)



306 Projects in 65 districts comprising 1,47,164 validated Beneficiaries under BLC(N) was recommended for the approval.

Amount in Crore

Earth Quake Zone Classification	Proposed DUs under BLC (N)	Central Share (1.5L)	State Share (1L)	Beneficiary Share	Total Cost
<u>Zone -III</u>	68,544	1,028.16	685.44	588.29	2,301.89
<u>Zone -IV</u>	78,620	1,179.30	786.20	1,023.57	2,989.07
Total	1,47,164	2,207.46	1,471.64	1,611.86	5,290.96

Cost of DU in Zone II/Zone III – 3.36 Lakh & Cost of DU in BCS & Zone IV – 3.80 Lakh

PROJECT PROPOSAL BRIEF FOR VERIFIED BENEFICIARIES UNDER BLC(E)



47 Projects in 23 districts comprising 7,995 validated Beneficiaries under BLC(E) was recommended for the approval.

Amount in Crore

Earth Quake Zone Classification	Proposed DUs under BLC (E)	Central Share (1.5L)	State Share (upto 1L)	Beneficiary Share	Total Cost
<u>Zone -III</u>	2,464	36.96	21.06	0.47	58.49
<u>Zone -IV</u>	5,531	82.97	34.29	-	117.26
Total	7,995	119.93	55.35	0.47	175.75

PROJECT PROPOSAL BRIEF



Checklist	Status (Y/N)
▪ Layout plan(as per NBC norms) Attached	Yes, attached
▪ SLAC/SLSMC approval/Minutes submitted	SLAC approval on 19/03/20 & 23/07/20 AND SLSMC approval on 29/07/20
▪ Land title status (encumbrance free)	Yes for 1,55,159 Beneficiaries
▪ Beneficiary list (BLC) submitted	Yes
▪ No. of Beneficiaries with Aadhar ID	1,55,159 Nos
▪ No. of Beneficiaries with other Unique ID	-
▪ No. of Aadhar seeded Bank accounts	-
▪ Status of physical & social infrastructure	Provisions will be made at ULB Level
▪ Implementation plan/Completion period	15-18 Months
▪ Beneficiary consent sought	Yes

PROPOSAL FOR SURRENDER OF 06 PROJECTS UNDER AHP VERTICAL



03 AHP project, 01 project of 432 DUs of Azamgarh and 02 project of 400 DUs each of Mathura were sanctioned in 38th CSMC Meeting dated 26.09.2018. 01 project, 296 DUs of Ghaziabad sanctioned in 42nd CSMC Meeting dated 30.01.2019 and 02 project, 01 project of 548 DUs of Bareilly and 01 project of 399 DUs of Ghaziabad were sanctioned in 46th CSMC Meeting dated 29.08.2019.

S. No.	Authority Name	City	Nos. of EWS DUs	Central Share	State Share	Ben. Share	IA Share	Total Project Cost
1	Azamgarh Development Authority	Azamgarh	432	6.48	4.32	8.64	0.41	19.85
2	M/S Arun Dev Builders (Mathura - Vrindavan Dev. Auth.)	Mathura	400	6.00	4.00	7.56	4.61	22.17
3	M/S Arun Dev Builders (Mathura - Vrindavan Dev. Auth.)	Mathura	400	6.00	4.00	7.56	4.52	22.08
4	M/s Star Realcon Pvt. Ltd. (Ghaziabad Development Authority)	Ghaziabad	296	4.44	2.96	5.77	33.36	46.53
5	M/s R.B. Infrastate Pvt. Ltd. (Ghaziabad Development Authority)	Ghaziabad	399	5.99	3.99	7.98	12.69	30.64
6	M/S AMR Builders (Bareilly Development Authority)	Bareilly	548	8.22	5.48	10.69	1.87	26.26
	<u>Total</u>		2,475	37.13	24.75	48.20	57.45	167.52

PROPOSAL FOR FOR CATEGORY AND GENDER MODIFICATION IN ANNEX 7B FOR AHP PROJECTS



#	IMPLEMENTING AGENCY	DISTRICT	PROJECT TITLE	EWS UNITS	CSMC NO. & DATE
1	Aligarh Development Authority	Aligarh	Baraula Jafarabad	156	33 rd /Dt. 27.4.18
2	Ghaziabad Development Authority	Ghaziabad	Madhuban Bapudham	856	31 st /Dt. 27.2.18
3	Gorakhpur Development Authority	Gorakhpur	Rapti Nagar Extension	384	29 th /Dt. 27.12.17
4	Gorakhpur Development Authority	Gorakhpur	Rapti Nagar Extension (IInd Phase)	1,116	32 nd /Dt. 27.3.18
5	Jhansi Development Authority	Jhansi	Vill. Karari	756	38 th /Dt. 26.9.18
6	M/s Radha Swami Infra Developers Pvt.Ltd. (Jhansi Dev. Authority)	Jhansi	Vill. Karari, Gwalior Road	1,180	39 th /Dt. 30.10.18
7	M/s Mac Infra City Pvt. Ltd. (Jhansi Dev. Authority)	Jhansi	vill. Ambaway, Gwalior Road	624	39 th /Dt. 30.10.18
8	Kanpur Development Authority	Kanpur	Mahaveer Nagar Extension	5,040	29 th /Dt. 27.12.17
9	Kanpur Development Authority	Kanpur	Ramganga Enclave	576	29 th /Dt. 27.12.17
10	Kanpur Development Authority	Kanpur	Shakrapur Yojana	2,208	31 st /Dt. 27.2.18
11	Kanpur Development Authority	Kanpur	Bhagirathi and Janvi	2,208	32 nd /Dt. 27.3.18
12	UP Housing and Development Board	Meerut	Sector-4, Jagriti Vihar	144	29 th /Dt. 27.12.17
13	UP Housing and Development Board	Sultanpur	Lohra Mau Marg Scheme	192	29 th /Dt. 27.12.17
14	Unnao-Shuklaganj Development Authority	Unnao	Unnao Bahari Nagar palika phase 1	480	31 st /Dt. 27.2.18
15	Unnao-Shuklaganj Development Authority	Unnao	Vill. Baahar NP	240	38 th /Dt. 26.9.18
16	M/s Shri Sai Baba Infraproject Pvt. Ltd. (Varanasi Dev. Authority)	Varanasi	Sai City	608	34 th /Dt. 30.5.18

PROPOSAL FOR CHANGE OF SITE FOR AHP PROJECT (288 DUs) BY LUCKNOW DEVELOPMENT AUTHORITY



- AHP project of 288 DUs is sanctioned in 38th CSMC for Lucknow Development Authority at Jankipuram Sec – J.
- The Site for the above project is proposed to be changed to Basant Kunj Sec-I, due to technical reasons. This change of site will not affect the sanctioned Central Share, State Share and Beneficiary Share.

PROPOSAL FOR MODIFICATION IN PROJECT COST OF AHP PROJECT OF MUZAFFAR NAGAR DEV AUTHORITY (224 DUs)



- The project was sanctioned in 38th CSMC. As per the DPR and Annexure 7B as approved for the project the Central Share is Rs. 3.36Cr, State Share is Rs. 2.24 Cr, Beneficiary Share is Rs. 4.48 Cr, Implementing Agency Share is Rs. 1.62 Cr and hence actual total project cost is Rs. 11.70 Cr.
- Due to typographical error Implementing Agency Share was mentioned as Rs. 0.54 Cr instead of Rs. 1.62 Cr and hence total project cost was mentioned as Rs. 10.62 Cr instead of in SLSMC and CSMC minutes, which is to be corrected.
- There will be no change in Approved Central Share, State Share and Beneficiary Share due to proposed correction.

PROPOSAL FOR CURTAILMENT / SURRENDER IN 975 PROJECT UNDER BLC(N/E) VERTICAL



Upto 32nd CSMC meeting, total 3,29,559 DUs sanctioned in 995 Projects by Gol. out of which 98839 Du's in 975 projects required to be curtailment/ surrender.

Amount in Crore

Vertical	No of projects	Sanctioned Du's	No of ineligible ben. (Tentative)	Central share	State share	Total
BLC-N	826	279662	83809	1257.13	838.09	2095.22
BLC-E	149	45291	15030	225.45	107.71	333.16
Total	975	324953	98839	1482.58	945.80	2428.38

Main Reasons for Curtailment

1. Beneficiary are eligible/willing for AHP/CLSS vertical.
2. Disputed Land/Land Title not Available.
3. Not Interested/Migrated.

PROPOSAL FOR SUBMISSION OF HOUSING FOR ALL PLAN OF ACTION(HFAPoA)



54 Housing for All Plan of Action (HFAPoA) of 20 Districts viz., Chitrakoot, Etawah, Farrukhabad, Fatehpur, Ghaziabad, Hathras, Jalaun, Kanpur Dehat, Kanpur Nagar, Kasganj, Lalitpur, Mahoba, Meerut, Moradabad, Pratapgarh, Priayagraj, Rampur, Shamli and Sonebhadra) under PMAY(U).

Sanctioned ULBs for HFAPoA	HFAPoA Submitted to Gol	HFAPoA for Upcoming CSMC	HFAPoA in Progress
628	386	<u>54</u>	188

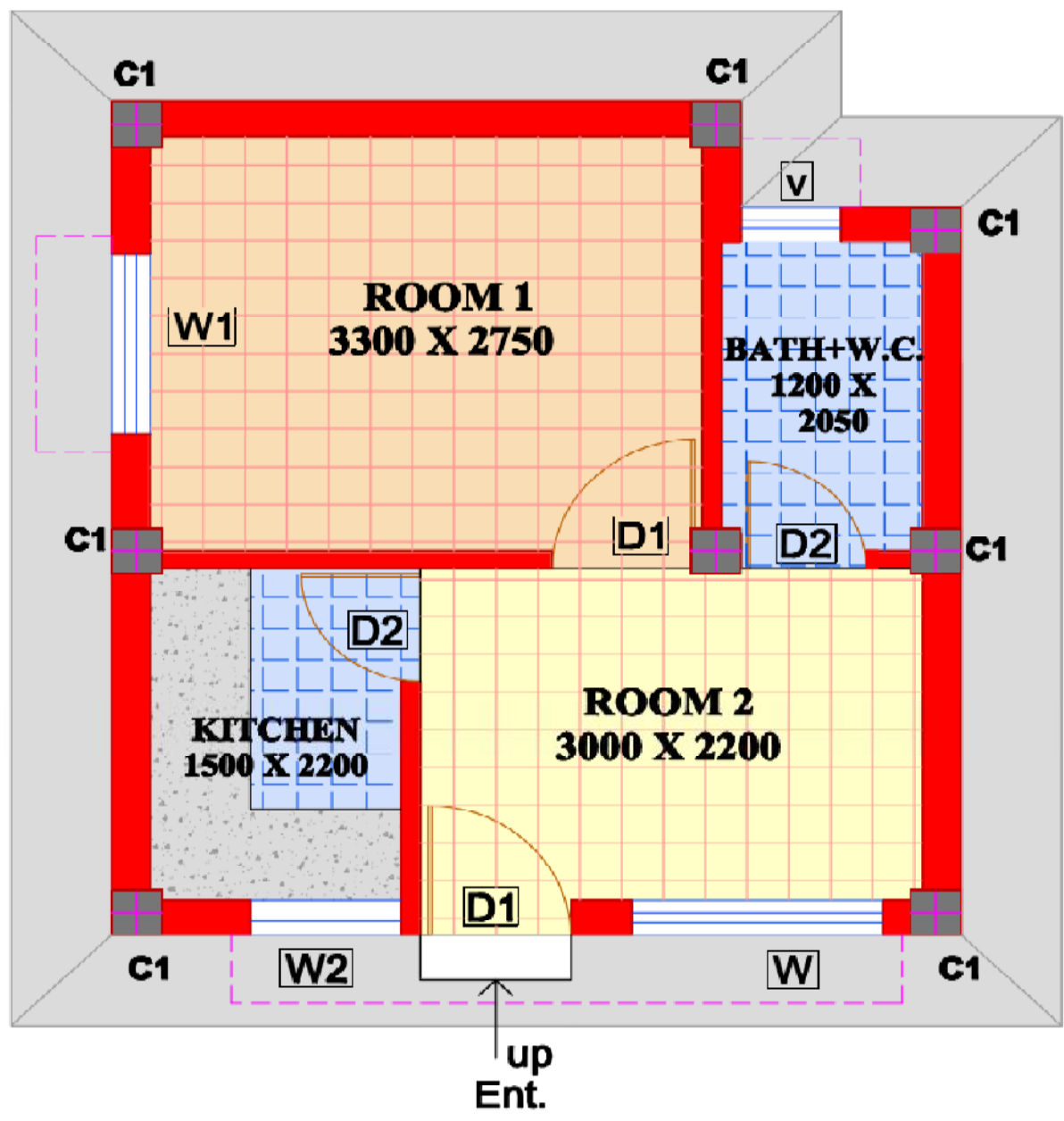
PROPOSAL OF ANNUAL CAPACITY BUILDING PLAN

2020-21




S. No.	Activity	Budget (Amount in Crore)		
		Centre Share	State Share	Total
1	Establishment of SLTC & CLTC	3.71	1.24	4.95
2	Trainings and workshops	0.38	0.00	0.38
3	Exposure Visits	0.15	0.00	0.15
4	Documentations/Research	0.05	0.00	0.05
5	IEC	0.90	0.00	0.90
6	TPQM	5.58	1.86	7.44
7	Social Audit	0.06	0.00	0.06
8	Geo-Tagging	17.88	0.00	17.88
9	HFAPoA	6.95	2.32	9.26
10	Administrative Expenses (A&OE)	0.90	0.30	1.20
	Total	36.55	5.71	<u>42.27</u>



Proposed DU Layout Plan & Room Sizes under BLC(N)



AREA STATEMENTS

SL.	DESCRIPTION	LENGHT	WIDTH	AREA (SQ.M.)
1.	ROOM1	3.30	2.75	9.075
		0.90	0.115	0.104
2.	ROOM2	3.00	2.20	6.600
		0.90	0.23	0.207
3.	KITCHEN	1.50	2.20	3.300
		0.75	0.115	0.086
4.	BATH+W.C.	1.20	2.05	2.460
		0.75	0.115	0.086
DEDUCTION OF COLUMN				- 0.0382
CARPET AREA				21.77
BUILT AREA				27.110









अम्बेडकर नगर







बहराइच










कानपुर देहात



लखीमपुर खीरी



मुरादाबाद







संतकबीर नगर

RAY – AT A GLANCE

(Amt in Cr.)

Physical Progress

S. No	Total Sanctioned Project	Sanctioned DUs	DU's Completed	DU's in Progress	DU's Occupied	DU's at Foundation Level	DU's at Lintel Level	DU's at Finishing Level	Unstarted DU's
1	2	3	4	5	6	7	8	9	10
1	18	8409	5275	187	5275	15	47	125	3094

Financial Progress

S. No	Total Project Cost	Central Share	State Share	Total Fund Released		Expenditure	Total UC Sent		
				CS	SS		CS	SS	Total
1	2	3	4	5	6	7	8	9	10
1	576.99	279.22	297.77	164.22	141.94	287.83	109.311	78.524	187.84

Progress of ray - Pokhar Purva slum of Kanpur (Housing)



Progress of ray - Jhansi (Housing)



Progress of BSUP-IHSDP

Physical Progress

S. No.	Scheme Name	Total Sanction Project	No. of DUs		Physical Progress			Occupied	Completion Certificate	
			Sanction DUs	After Surrender	DUs Completed	DUs in Progress	DUs Allotted		Received	Sent to Gol
1	2	3	4	5	6	7	8	9	10	11
1	BSUP	69 / 67	68217	45599	43434	2165	44723	39547	10	10
2	IHSDP	164 / 159	47399	37818	34992	2826	31767	29902	37	37
	Total	233 / 226	115616	83417	78426	4991	76490	69449	47	47

Financial Progress

(Amt. in cr.)

S. No.	Scheme Name	Project Cost		Amount of ACA		Release amount of ACA	ACA to be refund	ACA refunded	Balance ACA to be refund	Total UC sent	Balance UC
		Sanction	After Surrender	Sanction	After Surrender						
1	2	3	4	5	6	7	8	9	10	11	12
1	BSUP	2353.80	1637.66	1149.04	798.03	876.31	78.28	78.28	0.00	766.31	31.72
2	IHSDP	1325.10	987.67	845.76	624.41	718.19	93.78	93.78	0.00	589.95	34.46
	Total	3678.90	2625.33	1994.80	1422.44	1594.50	172.06	172.06	0.00	1356.26	66.18

PROGRESS OF BSUP & IHSDP



MATHURA



BIJNAUR



MEERUT



ALIGARH



LUCKNOW



ALLAHABAD



MEERUT




MEERUT



MATHURA



MATHURA



KANPUR

Thanks...