

Pradhan Mantri Awas Yojana (PMAY-U)



Proposal for 03 projects with 1,504 validated Beneficiaries under Vertical 3 -AHP

Proposal for 141 projects with 47,393 validated Beneficiaries under Vertical 4 -BLC (N)

Proposal for 30 projects with 3,549 validated Beneficiaries under Vertical 4 - BLC (E)

Total 52,446 DUs in 174 projects

Presented to 48TH CSMC Dated 31-10-2019



State Urban Development Agency (SUDA), Government of Uttar Pradesh

PROGRESS OF PMAY (U)



Indicators	Current Status (No.)
▪ Cities Approved	652 Nos
▪ Total Application Received after De duplication	27,64,203
▪ Total Physical Validation completed in ULB's	635 ULBs
▪ Total no of Applications physically Validated	24,61,462
▪ Demand Survey Completed .	635 ULBs
▪ SECC 2011 data linkage	28% average
▪ Cases accepted/rejected (including deduplication)	19,48,395/7,86,080
▪ Whether HFAPoA Submitted	311 HFAPoA approved by Gol and 40 submitted to MoHUA
▪ Whether AIP Submitted	Yes
▪ Whether HFAPoA & AIP entered in MIS	Under Progress
▪ SLTC/CLTC staffs approved vs. placed	SLTC – 10 and CLTC – 75
▪ State Budgetary Provision for PMAY (U)	5156.35 Cr.

STATUS OF MANDATORY CONDITIONS



Mandatory conditions	Current Status
<ul style="list-style-type: none"> ▪Dispensing the need for separate Non Agricultural (NA) Permission 	Complied
<ul style="list-style-type: none"> ▪Prepare/amend their Master Plans earmarking land for Affordable Housing 	Under Progress
<ul style="list-style-type: none"> ▪Single-window, time bound clearance for layout approval and building permissions 	Complied
<ul style="list-style-type: none"> ▪Adopt the approach of deemed building permission and layout approval on the basis of pre-approved lay outs and building plans. 	Complied
<ul style="list-style-type: none"> ▪Amend or legislate existing rent laws on the lines of the Model Tenancy Act. 	Under Progress
<ul style="list-style-type: none"> ▪Additional Floor Area Ratio (FAR)/Floor Space Index (FSI)/ Transferable Development Rights (TDR) and relaxed density norms. 	Provision for Additional FAR / FSI done and TDR is under process

INTERFACE WITH MIS



Indicators	Current Status (No.)
▪Projects approved:	3577
▪Projects entered (7A/B/C/D)	3577
▪DUs approved under BLC	12,07,953
▪Beneficiaries attached	11,06,671
▪Houses geo-tagged	7,21,460
▪Total fund transferred through DBT (Rs. Lakhs)	8,72,275..47 Lac
▪National Electronic Funds Transfer (NEFT)	-
▪PFMS/ DBT	In BLC vertical, Rs 8356.35 Cr. released to 5,61,699 beneficiaries through PFMS portal and in AHP vertical, Rs. 366.41 Cr. released to different development authorities, Awas Vikas Parishad and Lucknow Nagra Nigam as 1st instalment
▪Aadhar Payment Bridge (APB)	-

PROGRESS OF PROJECTS



Verticals	Houses Approved	Work order Issued	Grounded/In Progress				Completed
			Foundation	Lintel	Roof Casted	Total	
ISSR	-	-	-	-	-	-	-
AHP	1,35,029	38,741	13,388	7,992	7,048	28,428	116
BLC (N/E)	12,07,953	7,29,084	1,42,057	22,301	22,256	1,86,614	2,67,728
Total	13,42,982	7,67,825	1,55,445	30,293	29,304	2,15,042	2,67,844
CLSS	Till 30.10.2019, upfront subsidy of Rs 1101.18 Cr. released to 50,508 beneficiaries.						

PROJECT PROPOSAL BRIEF for Verified Beneficiaries



Verticals	ISSR	AHP	BLC (New)	BLC (E)	Total
▪No. of Projects	-	3	141	30	174
▪No. of DUs	-	1,504	47,393	3,549	52446
▪Project Cost in Lakh	-	10,583.36	172046.55	8480.22	191110.13
▪Central Share in Lakh	-	2,256.00	71,089.50	5,323.50	78669
▪State Share in Lakh	-	1,504.00	47,393.00	3,125.46	52022.46
▪ULB/ IA Share in Lakh	-	3,815.36	0.00	0.00	3815.36
▪Beneficiary Share in Lakh	-	3,008.00	53,564.05	31.26	56603.31

Amount in Lakh

Verticals	Per Unit Cost	Central Share	State Share	ULB/ IA Share	Benf. Share	Completion Time
▪ AHP Project	4.50	1.50	1.00	2.50	2.00	18-24 Months
▪BLC N - Zone2 & Zone 3	3.36	1.50	1.00	-	0.86	15 Months
▪BLC N – Zone3 (BCS) & Zone 4	3.80	1.50	1.00	-	1.30	15 Months

PROJECT PROPOSAL BRIEF for EWS Houses under AHP Vertical



03 Projects in 02 Districts comprising 1,504 EWS Dwelling Units under AHP was recommend for the approval by SLAC held on 30-10-19

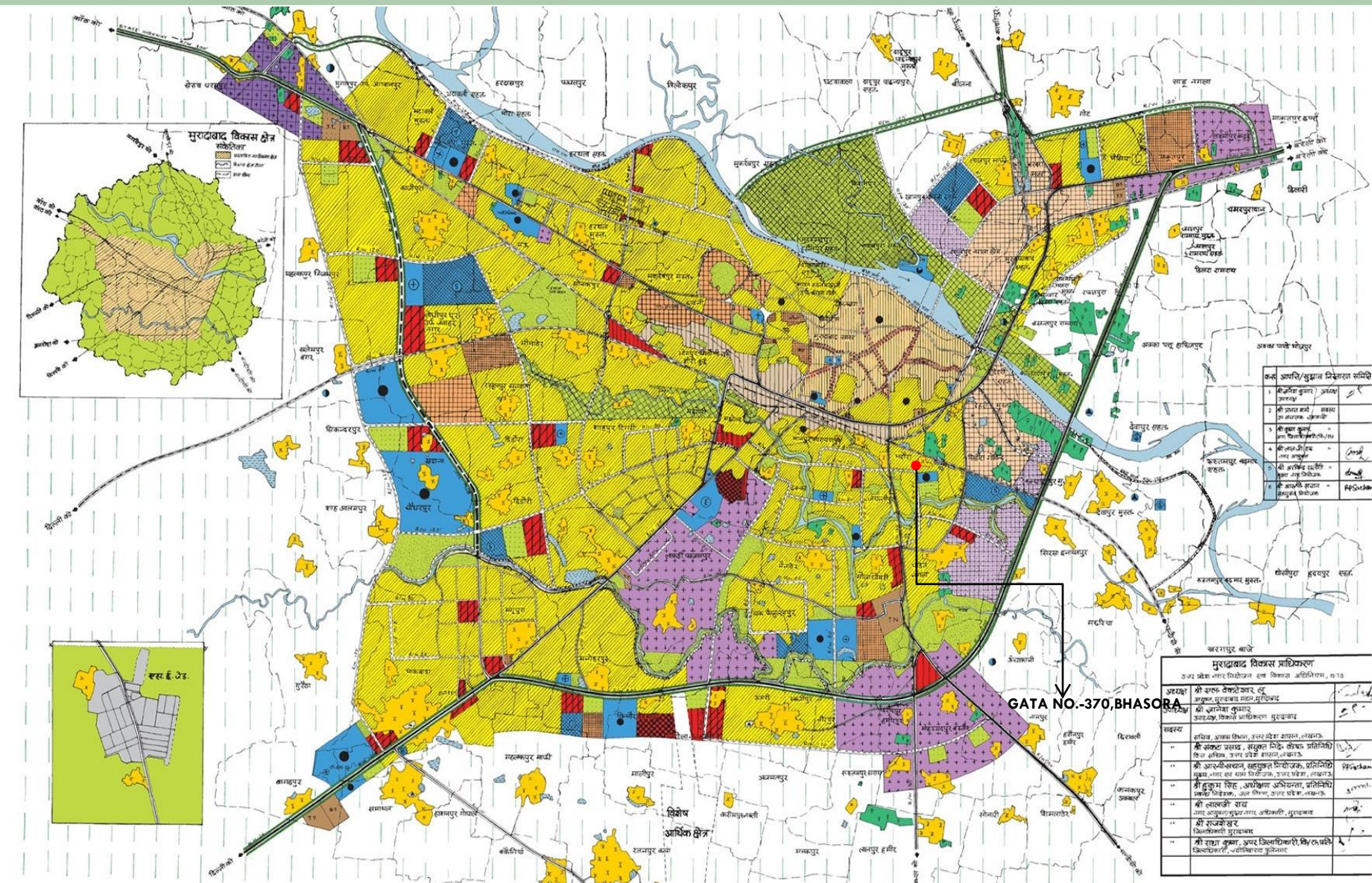
Amount in Lakh

#	Authority Name	District	Nos. of EWS DUs	Central Share	State Share	Ben. Share	IA Share	Project Cost
1	UP Housing and Development Board	Balrampur	288	432.00	288.00	576.00	389.31	1685.31
2	Moradabad Development Authority	Moradabad	944	1416.00	944.00	1888.00	2654.33	6902.33
3	Moradabad Development Authority	Moradabad	272	408.00	272.00	544.00	771.72	1995.72
Total			1504	2256.00	1504.00	3008.00	3815.36	10583.36



**BHADAURA KHASAR NO.- 370 MORADABAD
BY MORADABAD DEVELOPMENT AUTHORITY**

Google Image showing Site
NO. OF ELIGIBLE EWS UNITS : 944



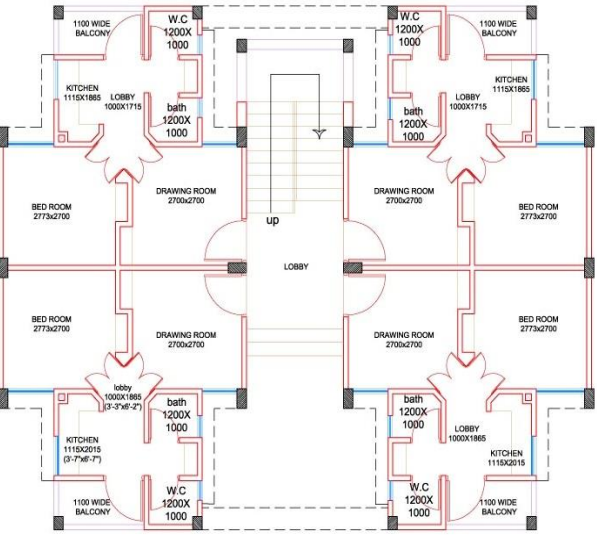
**BHADAURA KHASAR NO.- 370 MORADABAD
 BY MORADABAD DEVELOPMENT AUTHORITY**

Moradabad Master Plan showing Site

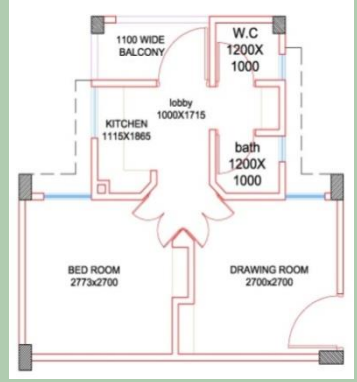
NO. OF ELIGIBLE EWS UNITS : 944

SITE DETAIL

S.No.	DESCRIPTION	AREA- Sqm	%
1	PLOT AREA	30996.83 (7.5854 ac.)	
2	PERMISSIBLE GROUND COVERAGE	10743.89	35
3	ACHIEVED GROUND COVERAGE (33.06X236)	7802.16	25.42
4	TOTAL COVERED AREA (7802.16X4)	31208.64	
5	TOTAL ROAD AREA	9532.01	31.05
6	TOTAL GREEN AREA	4648.94	15.14
7	TOTAL PAVED AREA	8713.72	28.38
8	NO. OF UNIT	944 NO.	



Cluster Plan



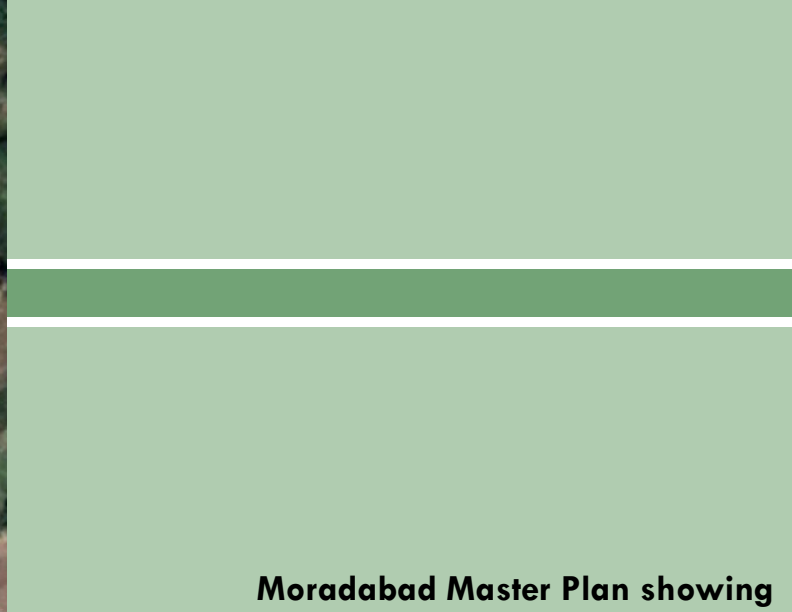
Unit Plan



**BHADAURA KHASAR NO.- 370 MORADABAD
BY MORADABAD DEVELOPMENT AUTHORITY**

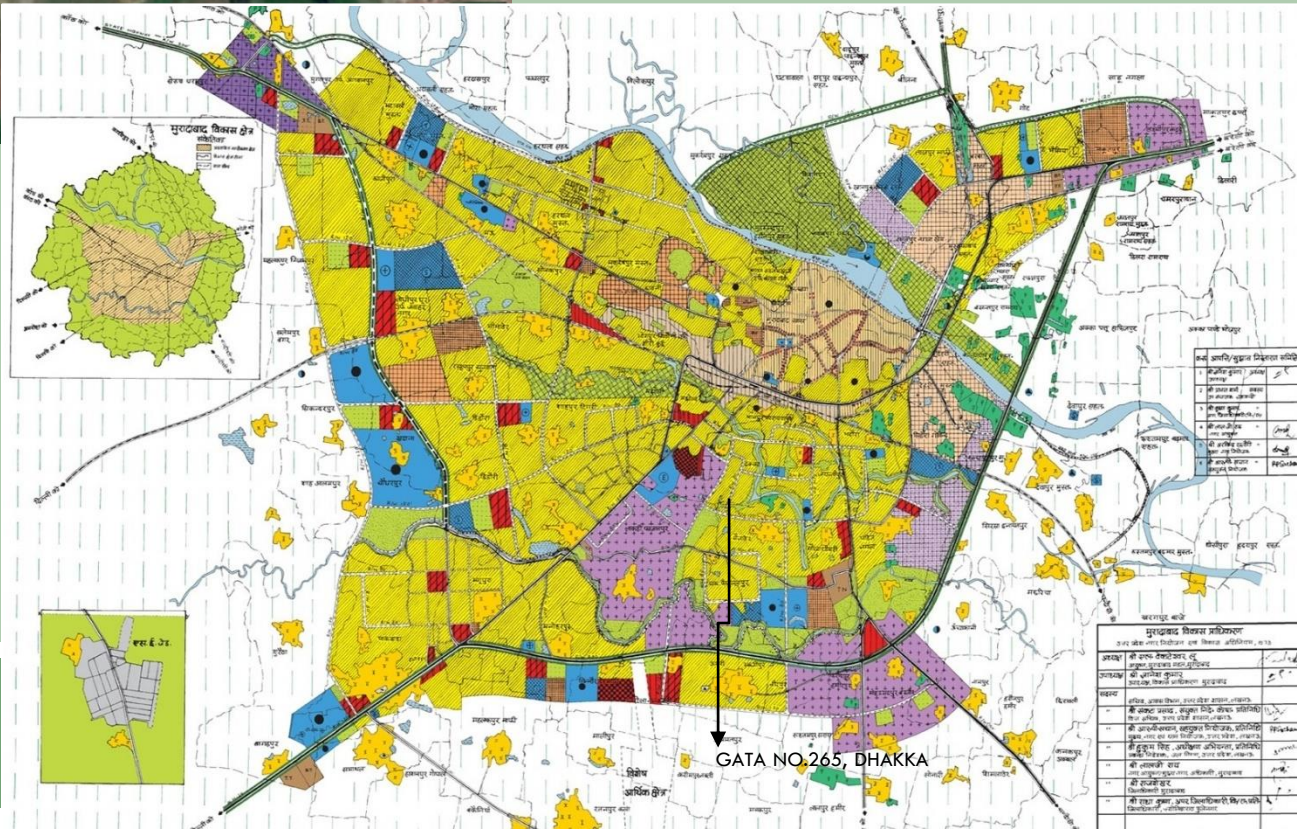
Site Plan

NO. OF ELIGIBLE EWS UNITS : 944



Moradabad Master Plan showing

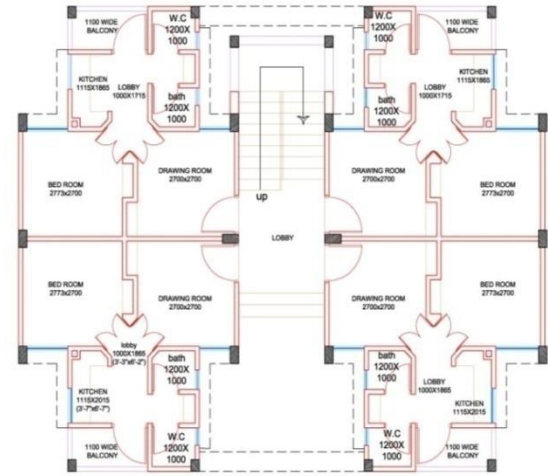
Google Image showing Site



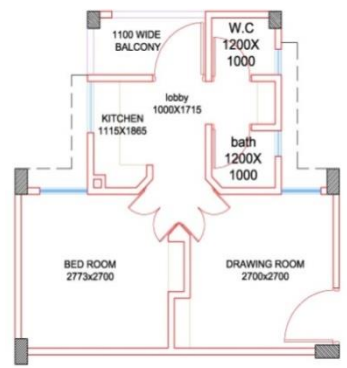
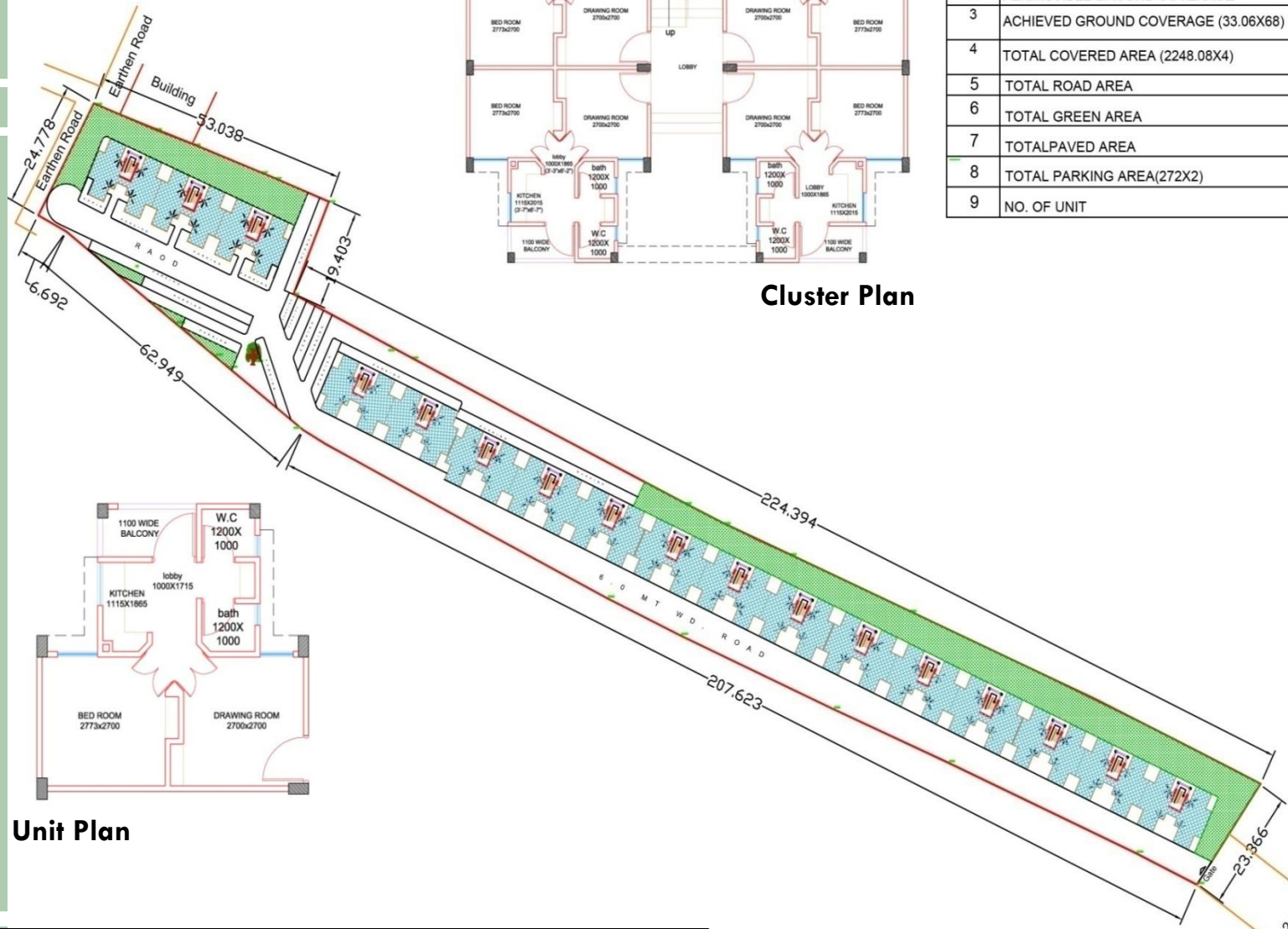
NO. OF ELIGIBLE EWS UNITS : 272

**DHAKKA GATA NO- 265,
MORADABAD
BY MORADABAD
DEVELOPMENT AUTHORITY**

SITE DETAIL			
S.No.	DESCRIPTION	AREA- Sqm	
1	PLOT AREA	6966.3090	1.7214 acres
2	PERMISSIBLE GROUND COVERAGE	2438.21	35 %
3	ACHIEVED GROUND COVERAGE (33.06X68)	2248.08	32.2707 %
4	TOTAL COVERED AREA (2248.08X4)	8992.32	
5	TOTAL ROAD AREA	1629.29	23.39 %
6	TOTAL GREEN AREA	1173.07	16.83 %
7	TOTALPAVED AREA	1372.36	19.7 %
8	TOTAL PARKING AREA(272X2)	544	7.81 %
9	NO. OF UNIT		272 %



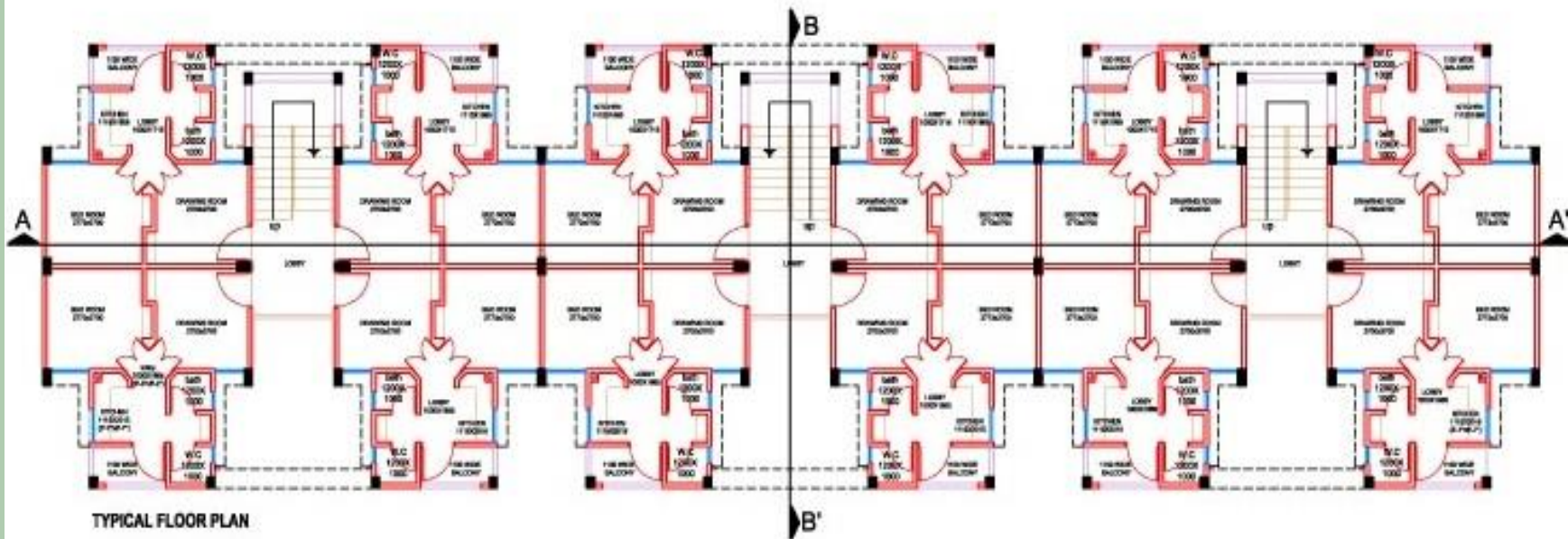
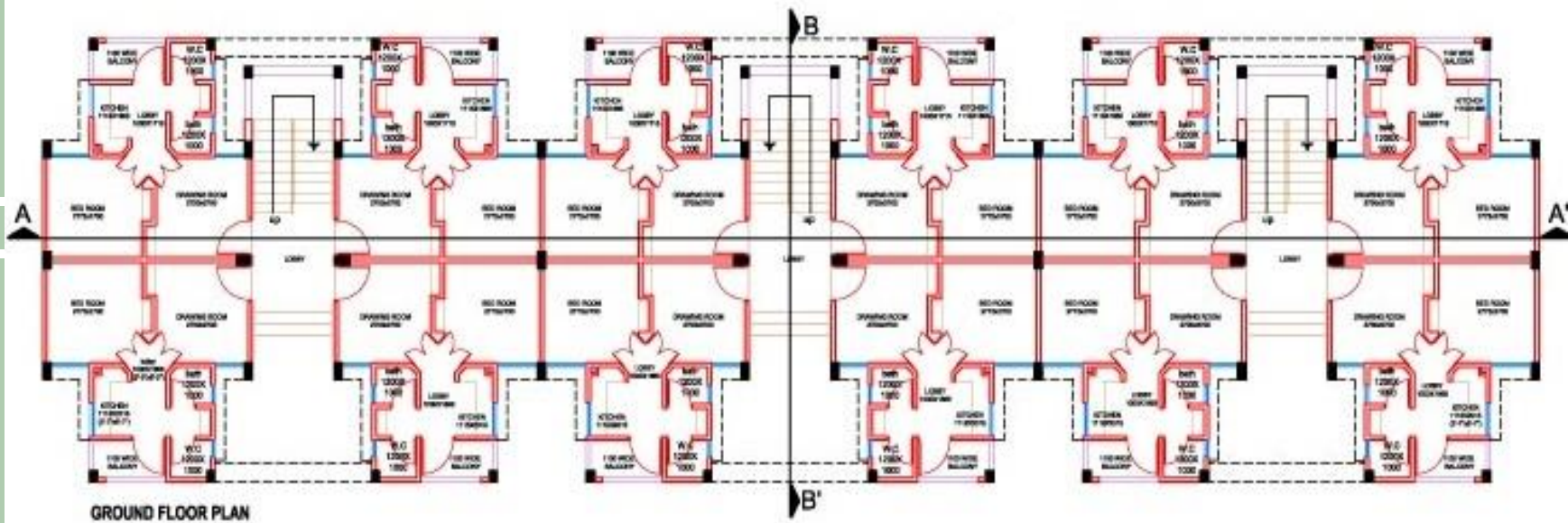
Cluster Plan



Unit Plan

**DHAKKA GATA NO- 265, MORADABAD
BY MORADABAD DEVELOPMENT AUTHORITY**

NO. OF ELIGIBLE EWS UNITS : 272

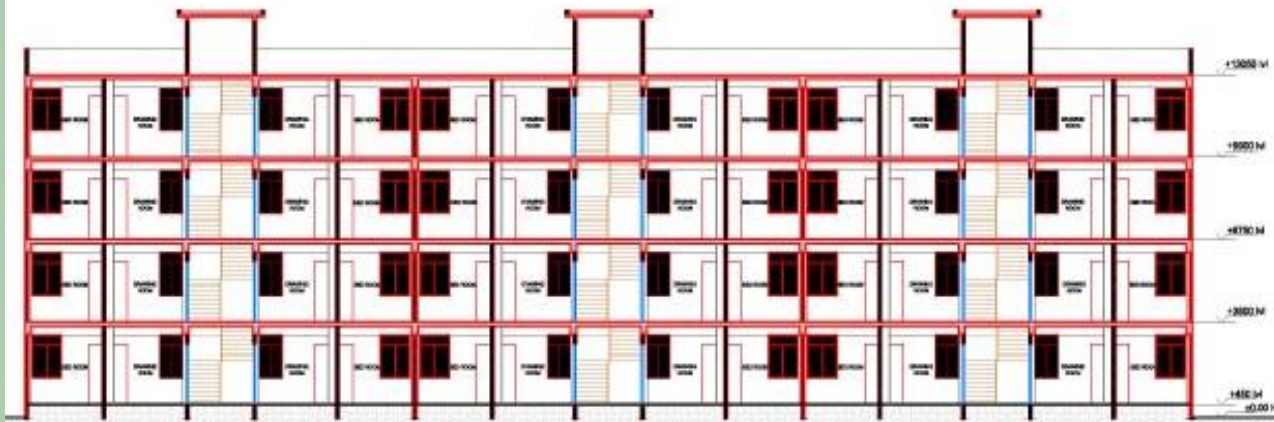


**DHAKKA GATA NO- 265, MORADABAD
BY MORADABAD DEVELOPMENT AUTHORITY**

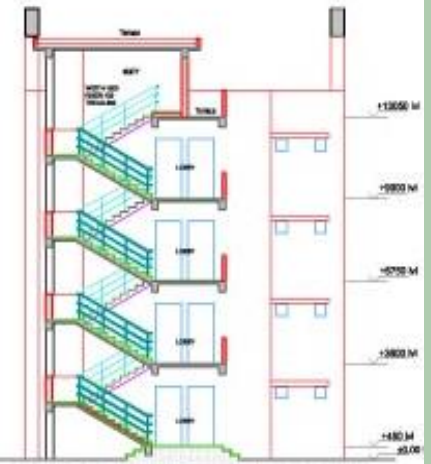
NO. OF ELIGIBLE EWS UNITS : 272



ELEVATION



SECTION-AA'



SECTION-BB'

**DHAKKA GATA NO- 265, MORADABAD
BY MORADABAD DEVELOPMENT AUTHORITY**

NO. OF ELIGIBLE EWS UNITS : 272



**PMAY (U) PROJECT AT KURUHUA, VARANASI
BY VARANASI DEVELOPMENT AUTHORITY**

NO. OF ELIGIBLE EWS UNITS : 250

Google Image showing Site

PROJECT PROPOSAL BRIEF for Verified Beneficiaries under BLC(N)



141 Projects in 47 districts comprising 47,393 validated Beneficiaries under BLC(N) was recommended for the approval.

Amount in Lakh

Earth Quake Zone Classification	Proposed DUs under BLC (N)	Central Share (1.5L)	State Share (1L)	Beneficiary Share	Total Cost
<u>Zone -III</u>	18,318	27,477.00	18,318.00	15,727.90	61,522.90
<u>Zone -IV</u>	29,075	43,612.50	29,075.00	37,836.15	1,10,523.65
Total	47,393	71,089.50	47,393.00	53,564.05	1,72,046.55

Cost of DU in Zone II/Zone III – 3.36 Lakh & Cost of DU in BCS & Zone IV – 3.80 Lakh

PROJECT PROPOSAL BRIEF for Verified Beneficiaries under BLC(E)



30 Projects in 19 districts comprising 3549 validated Beneficiaries under BLC(E) was recommended for the approval .

Amount in Lakh

Earth Quake Zone Classification	Proposed DUs under BLC (E)	Central Share (1.5L)	State Share (upto 1L)	Beneficiary Share	Total Cost
<u>Zone -III</u>	1376	2064.00	1207.42	31.26	3302.68
<u>Zone -IV</u>	2173	3259.50	1918.04	0.00	5177.54
Total	3549	5323.50	3125.46	31.26	8480.22

PROJECT PROPOSAL BRIEF



Checklist	Status (Y/N)
▪Layout plan(as per NBC norms) Attached	Yes, attached
▪SLAC/SLSMC approval/Minutes submitted	SLAC approval on 30/10/19 AND SLSMC approval on 30/10/19
▪Land title status (encumbrance free)	Yes for 50,942 Beneficiaries
▪Beneficiary list (BLC) submitted	Yes
▪No. of Beneficiaries with Aadhar ID	50,942 Nos
▪No. of Beneficiaries with other Unique ID	-
▪No. of Aadhar seeded Bank accounts	-
▪Status of physical & social infrastructure	Provisions will be made at ULB Level
▪Implementation plan/Completion period	15 Months
▪Beneficiary consent sought	Yes

Proposal for Modification of Annexure for AHP Projects on MIS Portal



S. No.	Implementing Agency	District	Project Title	No of Eligible EWS Units	No. of DUs Alloted	Project Sanction Date
1	Allahabad Development Authority	Allahabad	Gokul Sector, Kalindipuram	312	312	29th CSMC Dt. 27.12.17
2	Bareilly Development Authority	Bareilly	Vyom Khand, Ram Ganga Nagar	254	231	29th CSMC Dt. 27.12.17
3	Hapur-Pilakhwa Development Authority	Hapur	Anand Vihar	408	408	33rd CSMC Dt. 27.04.18
4	Meerut Development Authority	Meerut	Sector-I, Shatabdi Nagar	384	377	29th CSMC Dt. 27.12.17
5	Meerut Development Authority	Meerut	Lohiya Nagar	128	120	29th CSMC Dt. 27.12.17
6	Moradabad Development Authority	Moradabad	Shahpur Tigri Gata No.-357	288	253	31st CSMC Dt. 27.02.18
7	Moradabad Development Authority	Moradabad	Near Eco Harbel Park (Poket-2)	432	313	31st CSMC Dt. 27.02.18
8	Moradabad Development Authority	Moradabad	AHP project for construction of 288 EWS houses New MoradabadYojna, Pocket-1 at Moradabad, Uttar Pradesh	288	284	31st CSMC Dt. 27.02.18
9	Moradabad Development Authority	Moradabad	Construction of 304 EWS DUs under AHP component of PMAY-U at Moradabad (Dhukka,369,370)	304	121	36th CSMC Dt. 24.07.18
10	Moradabad Development Authority	Moradabad	Construction of 384 EWS DUs under AHP component of PMAY-U at Vill. Laakdi Fazalpur	384	158	38th CSMC Dt. 26.09.18
11	UP Housing and Development Board	Lucknow	Sector-7A, Awadh Vihar	992	992	29th CSMC Dt. 27.12.17
12	UP Housing and Development Board	Lucknow	Sector-10B, Awadh Vihar	2128	2128	29th CSMC Dt. 27.12.17
13	UP Housing and Development Board	Lucknow	Sector-3 (Part-I) Awadh Vihar	672	672	29th CSMC Dt. 27.12.17
14	UP Housing and Development Board	Lucknow	Sector-3 (Part-I), Awadh Vihar	960	960	29th CSMC Dt. 27.12.17
15	UP Housing and Development Board	Moradabad	Sector-16, Manjholra Yojana	288	251	29th CSMC Dt. 27.12.17

PROPOSAL for Submission of Housing For All Plan of Action(HFAPoA)



14 Housing for All Plan of Action (HFAPoA) of 06 Districts (Gautam Buddh Nagar, Bulandsahar, Hathras, Ayodhya (Faizabad), Farrukhabad and Mirzapur) under PMAY(U).

Approval for Surrender of 03 projects of Agra District under AHP Vertical



01 AHP project with 309 DUs was sanctioned in 41st CSMC Meeting dated 27.12.2018 and 02 AHP project with 163 & 344 DUs were sanctioned in 42nd CSMC Meeting dated 30.01.2019. As informed by Agra Development Authority and Awas Bandhu, the project is being cancelled as the land use of the proposed site was in the Taj Trapezium Area and the required area is more than 5000 sqmt.

(Amount in Lacs.)

S. No.	Authority Name	District	City	Project Name	Nos. of EWS DUs	Central Share	State Share	Ben. Share	IA Share	Project Cost
1	M/S M.R. Infrastate Pvt. Ltd. (Agra Development Authority)	Agra	Agra	Dream City - 2 & Dream City - 3	309	463.50	309.00	618.00	313.82	1704.32
2	M/S Pushpanjali Buildcon Pvt. Ltd. (Agra Development Authority)	Agra	Agra	Sarvodya Yojana	163	244.50	163.00	326.00	249.07	982.57
3	M/S Tulsi Infraheights Pvt. Ltd. (Agra Development Authority)	Agra	Agra	Shri Tulsi Awas Yojana	344	516.00	344.00	688.00	287.56	1835.56

Approval For Curtailment of 02 Projects Under AHP Vertical.

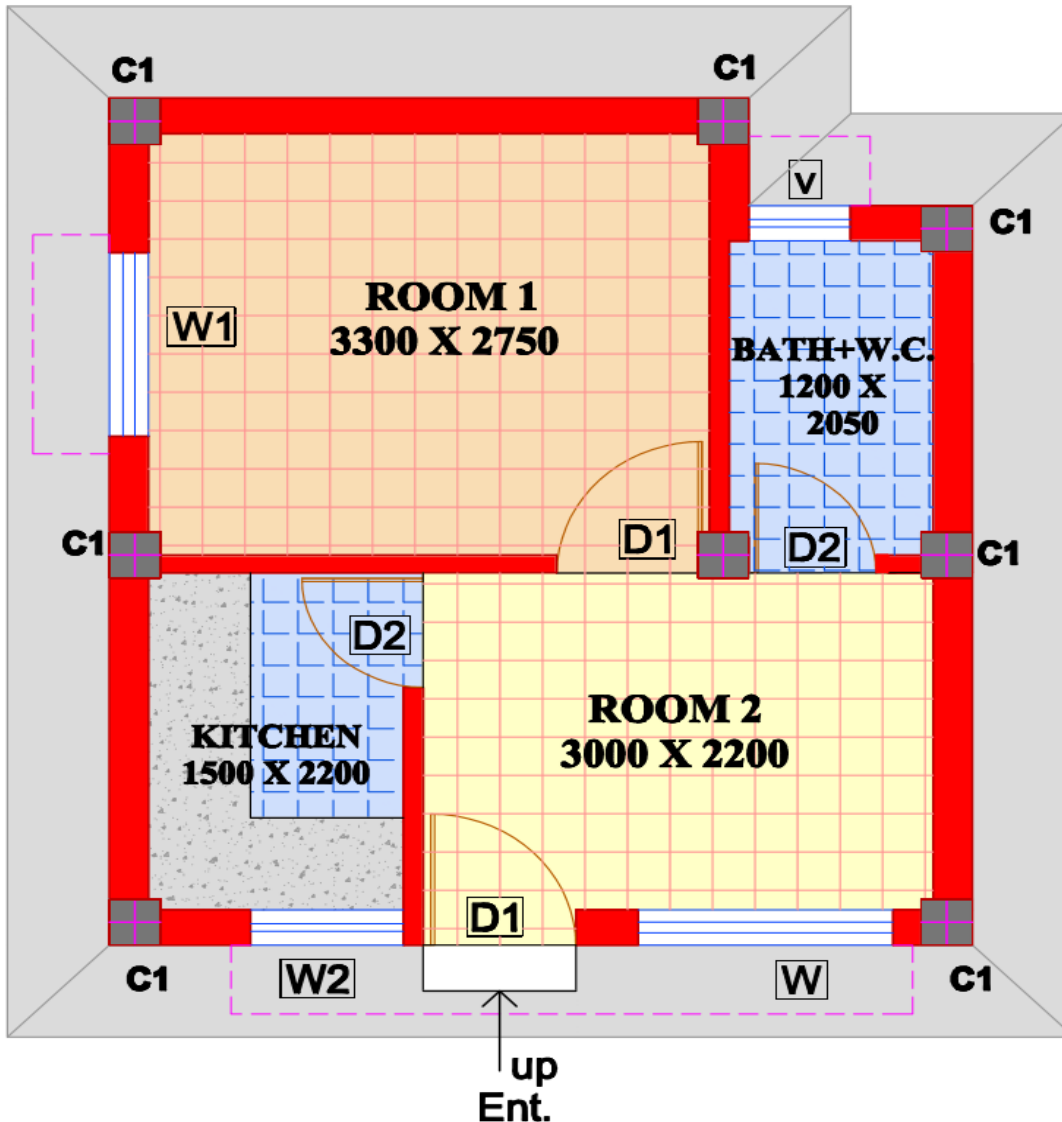
S. No.	District	Name of ULB	Project Name	No. of Sanc. DU's	No. of DU's Curtailed	Revised No. of DU's	CSMC No.	CSMC Date
1	Varanasi	Varanasi Development Authority	Kurhua	454	204	250	39th	30.10.18
2	Moradabad	Moradabad Development Authority	Sonakpur	288	80	208	36th	24.07.18
Total				742	284	458		

Sanctioning of DUs

	BLC	AHP	CLSS	Total
Upto 46th CSMC	12,07,953	1,35,029	-	13,42,982
Today	50,942	1,504	46,200	98,646
Total*	12,58,895	1,36,533	46,200	14,41,628


* Excluding RAY Houses.

Proposed DU Layout Plan & Room Sizes under BLC(N)



AREA STATEMENTS				
SL.	DESCRIPTION	LENGHT	WIDTH	AREA (SQ.M.)
1.	ROOM1	3.30	2.75	9.075
		0.90	0.115	0.104
2.	ROOM2	3.00	2.20	6.600
		0.90	0.23	0.207
3.	KITCHEN	1.50	2.20	3.300
		0.75	0.115	0.086
4.	BATH+W.C.	1.20	2.05	2.460
		0.75	0.115	0.086
DEDUCTION OF COLUMN				- 0.0392
CARPET AREA				21.77
BUILT AREA				27.110


Completed Houses under PMAY(U)



Completed Houses under PMAY(U)




बुलन्दशहर




Completed Houses under PMAY(U)

फिरोजाबाद




Completed Houses under PMAY(U)



गौतमबुधनगर


Completed Houses under PMAY(U)



Completed Houses under PMAY(U)



Completed Houses under PMAY(U)



Completed Houses under PMAY(U)



Celebration of Dipawali in Lalitpur





A campaign to bring social behavior change in the lives of People.



Awareness rally organized on 2nd October 2019 on the Occasion of 150th Birthday of Mahatma Gandhi by Duda, Lucknow zone-07, Nagar Nigam, Lucknow.



Tree Plantation was organized in Nagar Panchayat Malihabad Lucknow with aim to impart message of Environment Conservation .

A Cycle rally was organized in Nagar Panchyat Kakori, Lucknow which aimed to give message of energy conservation on the auspicious occasion of 2nd October.





Signature Campaign was organized on 2nd October at 1090 circle Zone 4 Nagar Nigam Lucknow

Tentative Road Map - 2022



Year	Component Name				Total in Lakh
	BLC(N/E)	AHP	ISSR	CLSS	
2017-18	2.00	2.00	—	1.00	5.00
2018-19	2.00	1.50	0.20	1.00	4.70
2019-20	0.50	1.00	—	1.00	2.50
2020-21	—	—	—	1.00	1.00
2021-22	—	—	—	1.00	1.00
Total	4.50	4.50	0.20	5.00	14.20

Note:-

- Target of AHP component is related to Housing Department, Govt of UP.
- Target of ISSR component depend on consent of tenable slum dwellers on the Govt. Land.
- Target of CLSS component depends upon the loan sanctioning by banks / PLIs and for this component HUDCO and NHB.

RAY – AT A GLANCE

(Amt in Cr.)

Physical Progress

S. No	Total Sanctioned Project	Sanctioned DUs	DU's Completed	DU's in Progress	DU's Occupied	DU's at Foundation Level	DU's at Lintel Level	DU's at Finishing Level	Unstarted DU's
1	2	3	4	5	6	7	8	9	10
1	18	8409	5003	196	4971	23	48	125	3210

Financial Progress

S. No	Total Project Cost	Central Share	State Share	Total Fund Released		Expenditure	Total UC Sent		
				CS	SS		CS	SS	Total
1	2	3	4	5	6	7	8	9	10
1	576.99	279.22	297.77	162.78	141.24	266.38	109.28	73.95	183.23

Progress of ray - Pokhar Purva slum of Kanpur (Housing)



Progress of ray - Jhansi (Housing)



Progress of BSUP-IHSDP

Physical Progress


S. No.	Scheme Name	Total Sanction Project	No. of DUs		Physical Progress			Occupied	Completion Certificate	
			Sanction DUs	After Surrender	DUs Completed	DUs in Progress	DUs Allotted		Received	Sent to Gol
1	2	3	4	5	6	7	8	9	10	11
1	BSUP	69 / 67	68217	45599	43434	2165	44656	39487	9	9
2	IHSDP	164 / 159	47399	37818	34980	2838	31704	29706	30	30
	Total	233 / 226	115616	83417	78414	5003	76360	69193	39	39

Financial Progress

(Amt. in cr.)

S. No.	Scheme Name	Project Cost		Amount of ACA		Release amount of ACA	ACA to be refund	ACA refunded	Balance ACA to be refund	Total UC sent	Balance UC
		Sanction	After Surrender	Sanction	After Surrender						
1	2	3	4	5	6	7	8	9	10	11	12
1	BSUP	2353.80	1637.66	1149.04	798.03	876.31	78.28	78.28	0.00	766.31	31.72
2	IHSDP	1325.10	987.67	845.76	624.41	718.19	93.78	93.78	0.00	589.95	34.46
	Total	3678.90	2625.33	1994.80	1422.44	1594.50	172.06	172.06	0.00	1356.26	66.18

PROGRESS OF BSUP & IHSDP





Thanks...