

# Pradhan Mantri Awas Yojana (PMAY-U)



**Proposal for 92 projects under Vertical III & IV**

**Presented to 35<sup>th</sup> CSMC meeting on 25.06.2018**



**Government of Tamil Nadu**

**SLNA - Tamil Nadu Slum Clearance Board**



# PROFILE – TAMIL NADU




2



<b>Area</b>	<b>1,30,058 sq.km</b>
<b>Population</b> (as per Census 2011)	<b>7,21,38,958</b>
<b>Urban Population</b> (as per Census 2011)	<b>3,49,17,440</b> <b>(48.40%)</b>
<b>Urban Slum Population</b> (as per Census 2011)	<b>57,98,459</b> <b>(8.04%)</b>

## Statutory Towns



## Progress of pmay (U)



Indicators	Current Status (No.)
▪ Cities Approved	666
▪ Demand Survey Completed	666
▪ Total Demand (as on 31.08.2017) (as per Demand Survey ,CSC and Online)	ISSR - 47,309 CLSS - 4,84,105 AHP - 3,41,832 BLC - 5,18,363 } <b>13,91,609</b>
▪ Whether HFAPoA Submitted	HFAPoAs for 666 cities /Towns have been submitted to Gol .Approval awaited.
▪ Whether AIP Submitted	Submitted along with HFAPoAs
▪ Whether HFAPoA & AIP entered in MIS	In progress

## ASSESSED HOUSING DEMAND OVER ALL - TAMIL NADU

<b>Vertical</b>	<b>1 – ISSR</b>	<b>2 – CLSS</b>	<b>3 – AHP</b>	<b>4 - BLC</b>	<b>Total requirement</b>	<b>Gol Share (Rs. In Cr.)</b>
<b>Demand for 666 Statutory Towns</b>	<b>47,309</b>	<b>4,84,105</b>	<b>3,41,832</b>	<b>5,18,363</b>	<b>13,91,609</b>	<b>26301.62</b>

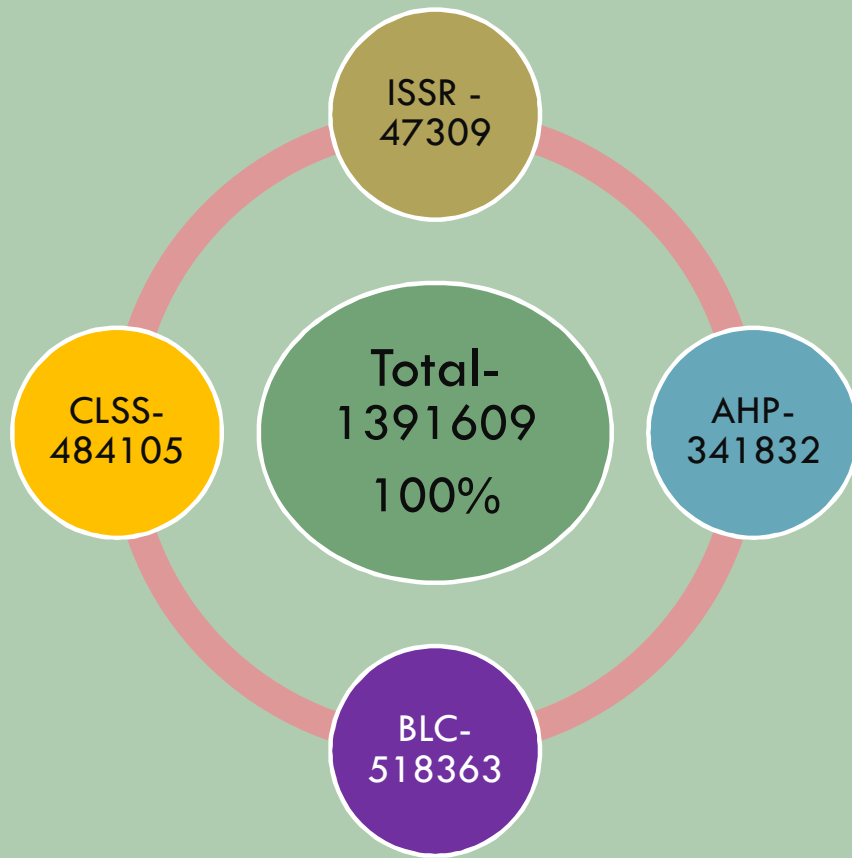
## Housing assessment ULB wise

ULB	Under Vertical				Total
	1- ISSR	2- CLSS	3 - AHP	4 - BLC	
Chennai Corporation	23516	110574	125203	92512	351805
11 Corporations	20587	94274	66469	103915	285245
124 Municipalities	3206	219065	116626	157620	496517
528 Town Panchayats	0	58801	32934	163110	254845
2 Cantonment Boards	0	1391	600	1206	3347
<b>Total</b>	<b>47309</b>	<b>484105</b>	<b>341832</b>	<b>518363</b>	<b>1391609</b>

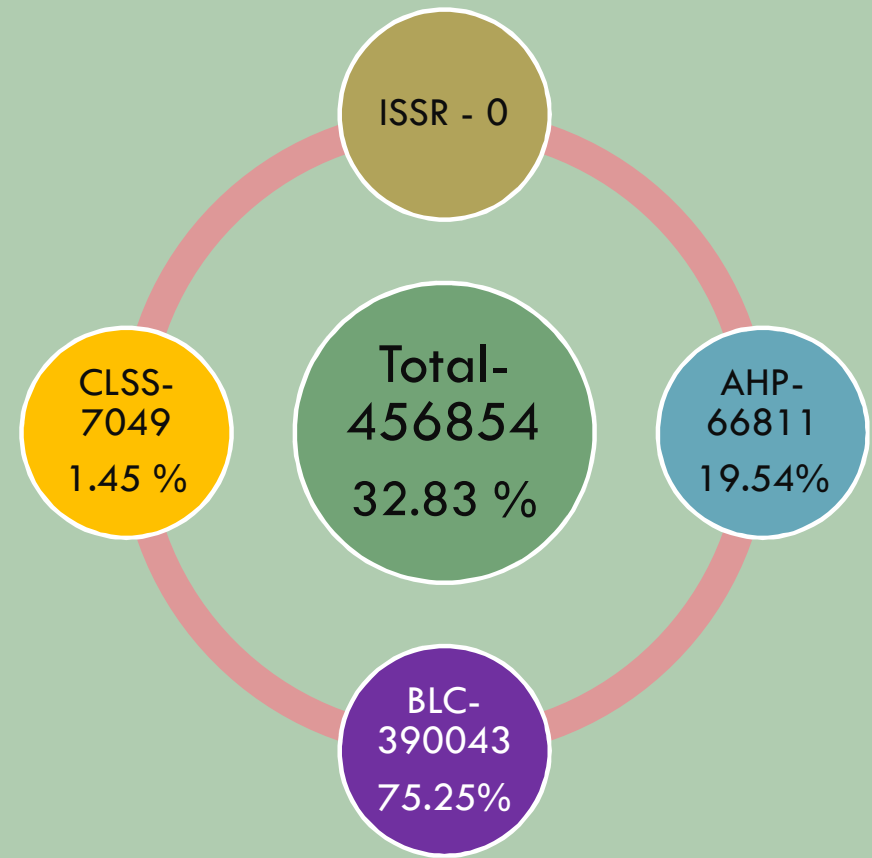
# Demand Survey Vs Approval



## Demand Survey



## Units approved so far



## PROGRESS OF PMAY (U)

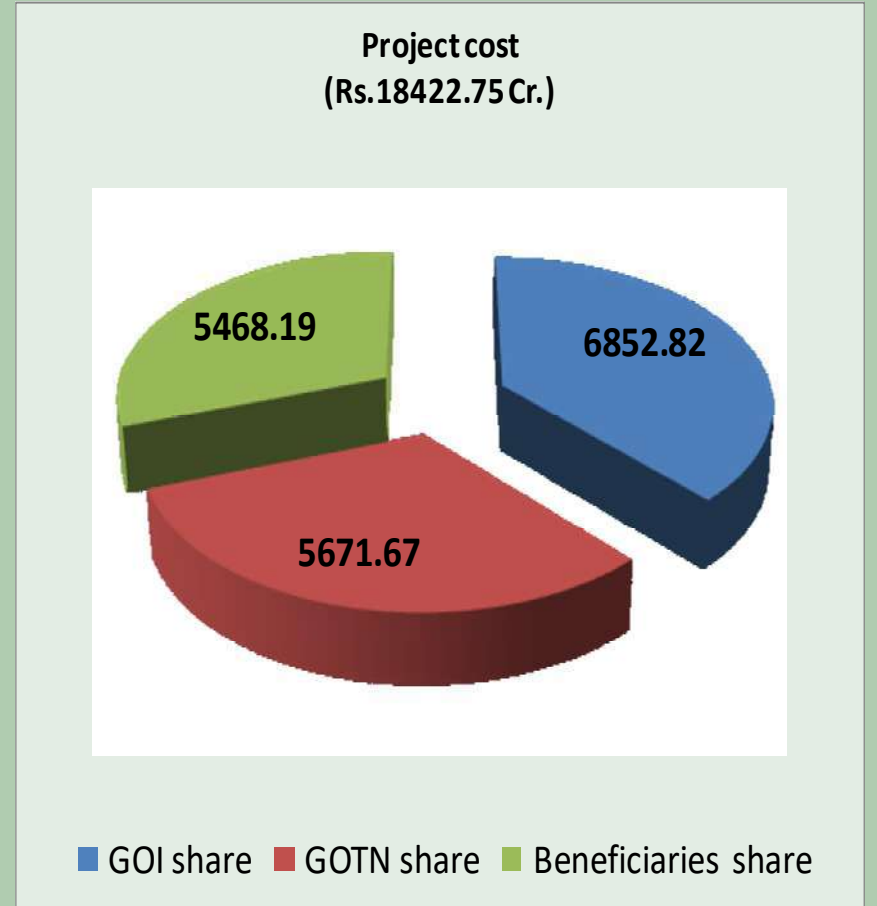
Indicators	Current Status																														
<ul style="list-style-type: none"> <li>▪ SLTC/CLTC staff approved vs. placed</li> </ul>	<ul style="list-style-type: none"> <li>▪ <b>CB plan for 2018 -19 submitted for sanction. CSMC's approval awaited</b></li> <li>▪ 10 Professionals under SLTC and 86 Professionals under CLTCs approved already for 2016-17.</li> <li>▪ 9 Specialists recruited under RAY Mission continue their services under HFA.</li> <li>▪ 87 professionals (specialists) are recruited and posted at SLTC &amp; other CLTCs</li> </ul>																														
<ul style="list-style-type: none"> <li>▪ Target of DUs for 2018-19</li> </ul>	<table border="1" style="width: 100%; border-collapse: collapse; text-align: center;"> <thead> <tr> <th style="text-align: left;">Vertical</th> <th>Target</th> <th>Achieved</th> <th>Now Proposed</th> <th>Balance to be Proposed</th> </tr> </thead> <tbody> <tr> <td>ISSR</td> <td>7309</td> <td>-</td> <td>-</td> <td>7309</td> </tr> <tr> <td>CLSS</td> <td>129356</td> <td>6158</td> <td>-</td> <td>123198</td> </tr> <tr> <td>AHP</td> <td>53741</td> <td>8090</td> <td>4985</td> <td>40666</td> </tr> <tr> <td>BLC</td> <td>75198</td> <td>23878</td> <td>18579</td> <td>32741</td> </tr> <tr> <td><b>Total</b></td> <td><b>265604</b></td> <td><b>31968</b></td> <td><b>23564</b></td> <td><b>203914</b></td> </tr> </tbody> </table>	Vertical	Target	Achieved	Now Proposed	Balance to be Proposed	ISSR	7309	-	-	7309	CLSS	129356	6158	-	123198	AHP	53741	8090	4985	40666	BLC	75198	23878	18579	32741	<b>Total</b>	<b>265604</b>	<b>31968</b>	<b>23564</b>	<b>203914</b>
Vertical	Target	Achieved	Now Proposed	Balance to be Proposed																											
ISSR	7309	-	-	7309																											
CLSS	129356	6158	-	123198																											
AHP	53741	8090	4985	40666																											
BLC	75198	23878	18579	32741																											
<b>Total</b>	<b>265604</b>	<b>31968</b>	<b>23564</b>	<b>203914</b>																											
<ul style="list-style-type: none"> <li>▪ State Budgetary Provision for PMAY (U) in 2018-19</li> </ul>	Rs.2530.84 Crore																														

# Projects Approved Under PMAY (U) - HFA



Rs.in Crore

Sl. No.	DESCRIPTION	AHP	BLC	Total
1.	No. of Projects	120	1808	1928
2.	Dwelling Units	66,811	3,90,043	4,56,854
3.	Project Cost	6612.93	11809.82	18422.75
4.	Central Share	1002.17	5850.65	6852.82
5.	State Share	3331.41	2340.26	5671.67
6.	Beneficiaries Share	1849.28	3618.91	5468.19





## Projects Approved till 33<sup>rd</sup> CSMC

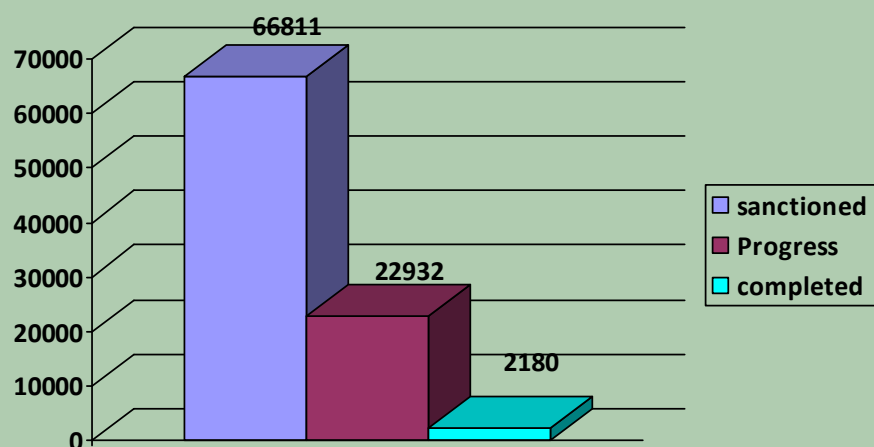
Year	Vertical	No of Projects	No.of tenements / houses	Project cost	GOI Grant	GoTn Grant	Institutional share/TDR	Beneficiaries share
2015-2016	AHP	19	10228	81265.63	15342.00	35760.56	18555.43	11607.64
	BLC	178	23785	59893.3	35677.50	14271.00	0.00	9944.80
<b>Total</b>		<b>197</b>	<b>34013</b>	<b>141158.93</b>	<b>51019.5</b>	<b>50031.56</b>	<b>18555.43</b>	<b>21552.44</b>
2016-2017	AHP	8	9888	91188.63	14832	31084.98	5208.6	40063.05
	BLC	784	177791	550308.05	266686.5	106674.6	0	176946.95
<b>Total</b>		<b>792</b>	<b>187679</b>	<b>641496.68</b>	<b>281518.5</b>	<b>137759.58</b>	<b>5208.60</b>	<b>217010.00</b>
2017-2018	AHP	77	38605	396561.97	57907.50	217755.56	19244.00	101654.91
	BLC	716	164589	498386.20	246883.50	98753.40		152749.30
<b>Total</b>		<b>793</b>	<b>203194</b>	<b>894948.17</b>	<b>304791</b>	<b>316508.96</b>	<b>19244</b>	<b>254404.21</b>
2018-19	AHP	16	8090	92277.01	12135.00	48540.00		31602.01
	BLC	130	23878	72394.10	35817.00	14326.80		22250.30
		<b>146</b>	<b>31968</b>	<b>164671.11</b>	<b>47952</b>	<b>62866.8</b>	<b>0</b>	<b>53852.31</b>
Over all	AHP	120	66811	661293.24	100216.5	333141.1	43008.03	184927.61
	BLC	1808	390043	1180981.65	585064.5	234025.8	0	361891.35
<b>Grand Total</b>		<b>1928</b>	<b>456854</b>	<b>1842274.89</b>	<b>685281.00</b>	<b>567166.90</b>	<b>43008.03</b>	<b>546818.96</b>

# Progress of Projects

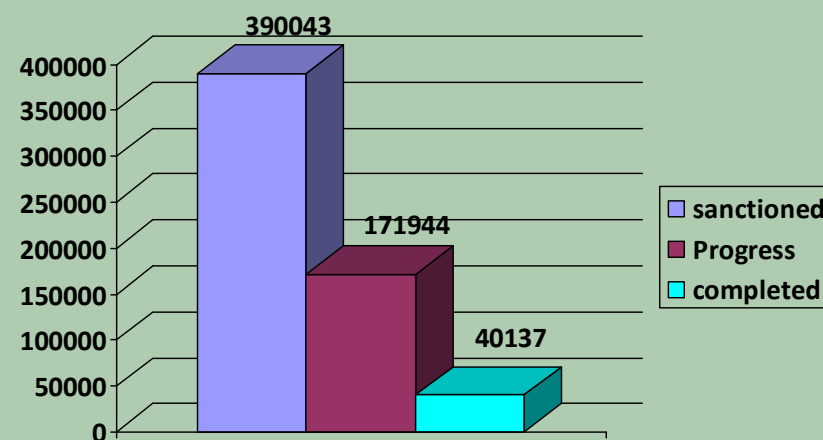


Verticals	Houses Approved	Tendered	Work order Issued	Grounded/In Progress				Completed
				Foun - dation	Lintel	Roof	Total	
AHP	66811	4180	11313	10160	-	12772	22932	2180
BLC	390043	-	67469	130115	18477	23352	171944	40137
<b>Total</b>	<b>456854</b>	<b>4180</b>	<b>78782</b>	<b>140275</b>	<b>18477</b>	<b>36124</b>	<b>194876</b>	<b>42317</b>
CLSS	No. of loan sanctioned		7049					

Total Expenditure so far incurred Rs. 2220.51 Cr (AHP – 754.95 Cr & BLC – 1465.56 Cr )



Vertical III - AHP



Vertical IV -BLC

# INTERFACE WITH MIS



Indicators	Current Status (No.)		
▪ Survey entry made (%)	100 % (8,91,682 / 8,91,682)		
▪ Survey Entry Approved in PMAY MIS (%)	77.69% (6,92,749 / 8,91,682)		
▪ Projects approved:	1928 (AHP – 120, BLC - 1808)		
▪ Projects entered (7A/B/C/D)	1928		
▪ DUs approved	<b>AHP</b>	<b>BLC</b>	<b>Total</b>
	66811	390043	456854
▪ Beneficiaries attached	11847 (17.73%)	330767 (84.80%)	342614 (75.00%)
▪ Houses geo-tagged	Stage Geo-tagged : 3,80,573 Moderated : 2,94,531 (77.39%) Pending : 86,042 <b>No of Units covered : 2,18,951 (56.14%)</b>		
▪ Total fund transferred through DBT	Rs.1465.56 Cr		
▪ National Electronic Funds Transfer (NEFT)	Yes		

# 1<sup>ST</sup> INSTALLMENT FUNDS YET TO BE RELEASED BY GoI

Rs in lakhs

CSMC/ Date	Vertical	No of Projects	No. of units	Project Cost	GoI Grant	1st Instalment of GoI (40%)		
						Sanctioned	Released	Due
10th / 22.07.16	IV ( BLC)	13	5965	17895.00	8947.50	3579.00	209.57	3369.43
21st / 24.04.17	IV ( BLC)	450	23288	72469.90	34932.00	13972.80	12871.80	1101.00
	III (AHP)	6	1288	10888.11	1932.00	772.80	772.80	0.00
		<b>456</b>	<b>24576</b>	<b>83358.01</b>	<b>36864.00</b>	<b>14745.60</b>	<b>13644.60</b>	<b>1101.00</b>
22nd / 29.05.17	IV ( BLC)	123	64192	194447.10	96288.00	38515.20	30832.20	7683.00
	III (AHP)	8	1880	15524.29	2820.00	1128.00	1128.00	0.00
		<b>131</b>	<b>66072</b>	<b>209971.39</b>	<b>99108</b>	<b>39643.20</b>	<b>31960.20</b>	<b>7683.00</b>
24th/ 24.07.17	IV ( BLC)	35	11561	34815.45	17341.50	6936.60	1378.20	5558.40
	III (AHP)	8	3813	34927.97	5719.50	2287.80	2287.80	0.00
		<b>43</b>	<b>15374</b>	<b>69743.42</b>	<b>23061.00</b>	<b>9224.40</b>	<b>3666.00</b>	<b>5558.40</b>
27th/ 30.10.17	IV ( BLC)	50	38876	116628.00	58314.00	23325.60	10909.80	12415.80
	III (AHP)	21	17673	183810.60	26509.50	10603.80	10603.80	0.00
		<b>71</b>	<b>56549</b>	<b>300438.60</b>	<b>84823.50</b>	<b>33929.40</b>	<b>21513.60</b>	<b>12415.80</b>
30th/ 07.02.18	IV ( BLC)	58	26672	80025.75	40008.00	16003.20	0.00	16003.20
	III (AHP)	34	13951	151411.00	20926.50	8370.60	8370.60	0.00
		<b>92</b>	<b>40623</b>	<b>231436.75</b>	<b>60934.50</b>	<b>24373.80</b>	<b>8370.60</b>	<b>16003.20</b>
33rd/ 27.04.18	IV ( BLC)	130	23878	72394.10	35817.00	14326.80	0.00	14326.80
	III (AHP)	16	8090	92277.01	12135.00	4854.00	0.00	4854.00
		<b>146</b>	<b>31968</b>	<b>164671.11</b>	<b>47952.00</b>	<b>19180.80</b>	<b>0.00</b>	<b>19180.80</b>
<b>Grand Total</b>		<b>952</b>	<b>241127</b>	<b>1077514.28</b>	<b>361690.50</b>	<b>144676.20</b>	<b>79364.57</b>	<b>65311.63</b>

## UCs Submitted for Release of 2nd installment

(Rs. In Lakhs)

Sl. No	Vertical	No of Projects	No. of units	Project cost	Gol Grant	Gol 1st installment Released	UC for 2 <sup>nd</sup> Installment submitted	
							Sanctioned, yet to be released	To be sanctioned
1	AHP	18	9140	72297.96	13710.00	5484.00	2860.80	2623.20
2.	BLC	190	26591	69095.20	39886.50	15954.60	6000.00	9954.60
Total		208	35731	141393.16	53596.50	21438.60	8860.80	12577.80

# UCs submitted for release of 2nd installment

(Rs. In Lakhs)

## AHP Projects

Sl. No	City	Name of the Project	CSMC meeting	No. of units	Project cost	Gol Grant	Gol 1st installment Released	2 <sup>nd</sup> Installment	
								Sanctioned, yet to be released	To be sanctioned
1	Coimbatore	Kovaipudur	3rd / 08.12.15	672	5641.02	1008.00	403.20	403.20	
2	Tiruppur	Veerapandi		1280	9611.42	1920.00	768.00	768.00	
3	Salem	Kottagoundanpatti		292	2494.47	438.00	175.20		175.20
4	Vellore	Kulavaimedu		192	1590.23	288.00	115.20	115.20	
5	Erode	Muthampalayam Bharathi Nagar		256	2127.07	384.00	153.60	153.60	
6	Chennai	Nagooran Thottam	4th / 21.12.15	32	256.00	48.00	19.20	19.20	
7	Madurai	Poonga Nagar		76	502.00	114.00	45.60	45.60	
8	Coimabtoe	Thiru Vi Ka Nagar	5th / 25.01.16	356	2851.40	534.00	213.60	213.60	
9	Chennai	Indiragandhikuppam & Dhobikana		256	2112.00	384.00	153.60		153.60
10	Namakkal	Nagarajapuram & LBS Phase III & IV		1392	11116.48	2088.00	835.20	835.20	
11	Trichy	Nagamangalam MGR Nagar		512	3701.35	768.00	307.20	307.20	

# UCs submitted for release of 2nd installment

(Rs. In Lakhs)

## AHP Projects

Sl. No	City	Name of the Project	CSMC meeting	No. of units	Project cost	Gol Grant	Gol 1st installment Released	2 <sup>nd</sup> Installment	
								Sanctioned, yet to be released	To be sanctioned
12	Ramanathapuram	Pattinamkathan	9th / 26.05.16	256	2112.00	384.00	153.60		153.60
13	Nagapattinam	Sambathottam	5th / 25.01.16	336	2602.36	504.00	201.60		201.60
14	Thanjavur	Pillaiyarpatti Phase III		256	1948.35	384.00	153.60		153.60
15	Erode	Bhavani Road Phase I		448	3546.77	672.00	268.80		268.80
16	Vellore	Dhobikana	3rd / 08.12.15	224	1867.22	336.00	134.40		134.40
17	Trichy	Vannarapettai Dhobi colony	5th / 25.01.16	384	3159.38	576.00	230.40		230.40
18	Pudukottai	Narimedu		1920	15058.14	2880.00	1152.00		1152.00
<b>TOTAL</b>				<b>9140</b>	<b>72297.66</b>	<b>13710.00</b>	<b>5484.00</b>	<b>2860.80</b>	<b>2623.20</b>

# UCs submitted for release of 2nd installment

## BLC Projects

(Rs. Lakhs)

Sl. No	City	Name of the Scheme	CSMC meeting	No. of units	Project cost	Gol Grant	Gol 1st installment Released	2 <sup>nd</sup> Instalment	
								Sanctioned, yet to be released	To be sanctioned
19	Erode	Kamaraj Nagar	4th / 21.12.15	155	325.50	232.50	93.00		93.00
20	Chennai, Coimbatore, Dindigul, Madurai, Salem, Trichy, Thoothukudi & Tirunelveli	9 projects	4th / 21.12.15	6487	13622.70	9730.50	3892.20		3892.20
21	Chennai & Virudhunagar	5 Projects	5th / 25.01.16	3113	9339.00	4669.50	1867.80		1867.80
22	157 Town Panchayats	157 projects	5th / 25.01.16	10000	25300.00	15000.00	6000.00	6000.00	
23	Madurai, Ramanathapuram, Theni, Salem, Tirunelveli & Nagercoil	6 Projects	9th / 26.05.16	2578	7734.00	3867.00	1546.80		1546.80
24	Chennai, Thiruvallur, Trichirappalli, Coimbatore, Tiruppur, Udumalaipettai, Erode & Nagercoil	12 Projects	13th / 30.09.16	4258	12774.00	6387.00	2554.80		2554.80
<b>Total (BLC)</b>				<b>26591</b>	<b>69095.20</b>	<b>39886.50</b>	<b>15954.60</b>	<b>6000.00</b>	<b>9954.60</b>
<b>Grand Total (AHP + BLC)</b>				<b>35731</b>	<b>141392.86</b>	<b>53596.50</b>	<b>21438.60</b>	<b>8860.80</b>	<b>12577.80</b>



## PROGRESS OF VERTICAL – II (CLSS)



Indicators	Current Status (No.)
Total Demand of CLSS	4,84,105
Total no of Loans Sanctioned	7049 ( NHB –7013 , HUDCO -36 )
Loan Amount	Rs. 1322.52 Cr ( NHB –1316.12 Cr , HUDCO - 6.40 Cr)
Disbursed Amount	Rs. 757.73 Cr ( NHB –753.43 Cr , HUDCO – 4.30 Cr)
Subsidy Amount	Rs. 113.70 Cr ( NHB –113.01 Cr , HUDCO – 0.69 Cr)

# BRIEF OF PROJECT PROPOSALS FOR 35<sup>TH</sup> CSMC



(Rs. Lakhs)

Verticals	AHP	BLC (New)	Total
No. of Projects	19	73	92
No. of DUs	4985	18579	23564
<b>Project Cost</b>	<b>55497.46</b>	<b>55995.00</b>	<b>111492.46</b>
<b>Central Share</b>	<b>7477.50</b>	<b>27868.50</b>	<b>35346.00</b>
State Share	29846.00	11147.40	40993.40
Beneficiary Share	18173.96	16979.10	35153.06

**Rupees in Lakhs**

Verticals	Unit Cost (Rs.in Lakhs)	Central Share	State Share	Beneficiary Share /Cross Subsidy	Completion Time
AHP	8.39 to 14.52	1.50	6.00	0.89 to 7.23	2 years
BLC	3.00 & 3.15	1.50	0.60	0.90 & 1.05	1 years

# BRIEF OF PROJECT PROPOSALS



Checklist	Status (Y/N)
▪Layout plan(as per NBC norms) Attached	Yes
▪SLAC/SLSMC approval/Minutes submitted	Yes
▪Land title status (encumbrance free)	Yes
▪Beneficiary list (BLC) submitted	Yes
▪No. of Beneficiaries with Aadhar ID	Yes
▪No. of Beneficiaries with other Unique ID	Yes
▪No. of Aadhar seeded Bank accounts	Yet to be ascertained
▪Status of physical & social infrastructure	Already existing in BLC projects and are proposed in AHP projects.
▪Implementation plan/Completion period	12 months for BLC, 2 years for AHP
▪Beneficiary consent sought	Yes



**KOVAIPUDUR - Coimbatore**  
AHP Projects



# Sambathottam- Nagapattinam

## AHP Projects






**THIRU.VI.KA NAGAR -**  
**Coimbatore**  
**AHP Projects**



**Indira Gandhi Kuppam -  
Chennai  
AHP Projects**



# Dhobikana – Chennai

## AHP Projects







**VEERAPANDI- Tiruppur**  
AHP Projects





## POONGA NAGAR – MADURAI AHP Projects



# Kottagoundampatty -Salem

## AHP Projects



# Namakkal –Phase III

## AHP Projects



# Namakkal – Nagarajapuram

## AHP Project



# Nagamangalam MGR Nagar -Trichy

## AHP Projects



# Pillayarpati-Thanjavur

## AHP Projects



**KULAVAIMEDU- VELLORE**  
**AHP Project**





# Dhobikana - Vellore

## AHP Projects



# Pattinamkathan - Ramanathapuram

## AHP Projects



# Namakkal –Phase IV

## AHP Projects





**BHARATHI NAGAR**  
**- Tiruppur**  
**AHP Projects**



# **JAYA NAGAR - Tiruppur**

## **AHP Projects**



# Kilkathirpur – Kancheepuram AHP Projects



# Kilkathirpur – Kancheepuram

## AHP Project – Elevation



Note:  
Image is shown for visual representation Purpose Only  
Final Finishes will be based on Tender Specifications

Client:

# Kilkathirpur – Kancheepuram

## AHP Project – Aerial View



Note :  
Image is shown for Visual representation Purpose Only  
Final Finishes will be based on Tender Specification



# Vannarapettai-Trichy

## AHP Projects



# Bodinayakkanur

## AHP Projects



# Manali New Town – Chennai

## AHP Projects



# KP Park – Chennai

## AHP Projects



# KP Park – Chennai

## AHP Projects



# KP Park – Chennai

## Aerial View



# KP Park – Chennai

## Elevation View



*Proposed 864 (Stilt+9 Floors) EWS Flats  
@ K.P. Park, Chennai - PMAY-HFA  
Division - III, TNSCB.*

# Thailavaram – Maraimalai Nagar

## AHP Projects





**Nallathanneer Odai Kuppam, Chennai**  
**480 Dus ( Stilt + 10 Floors )**  
AHP Project under Progress



# Rajakkur – Madurai

## AHP Project



# Chennai BLC Projects

51



# Chennai

## BLC Projects

52



# Cuddalore BLC Projects

53



# Cuddalore BLC Projects

54



# Coimbatore BLC Projects

55



# Tiruppur BLC Projects

56





# NILGIRIS

## BLC Projects

57





**THANK YOU**